


LED MIRRORS • MEDICINE CABINETS
LED MEDICINE CABINETS • VANITIES

luna
FLEURCO™



FLEURCO INC. **USA EAST** Tel: 856.778.0110 | Toll Free: 1.888.568.2121 | Fax: 1.888.854.1020
FLEURCO INC. **USA MIDWEST** Tel: 630.607.0847 | Toll Free: 1.888.263.3651 | Fax: 331.225.2549
FLEURCO INC. **USA WEST** Tel: 562.368.8800 | Toll Free: 1.877.413.2880 | Fax: 562.368.8812



INTRODUCTION6-7

NEW




HALO PLUS
Bathroom mirror 8-9

NEW



HALO PLUS OBLONG
Bathroom mirror10-11

NEW




ARTUS
Framed bathroom mirror ...12-13

NEW



MAGNA
Framed oblong bathroom mirror 14-15



HALO
Bathroom mirror16-17



PANDORA
Mirror 18-19



SOLIS
Framed bathroom mirror..20-21

NEW



VIZO
Freestanding LED cosmetic mirror 22-23

NEW



VIZO
Wall mount LED cosmetic mirror 24-25

Dimmer specifications26

Technical drawings27-30



FEATURES + BENEFITS.....31



SINGLE VIEW Single panel medicine cabinet..... 32-33



BI-VIEW Double panel medicine cabinet34-35



TRI-VIEW Triple panel medicine cabinet 36-37


ADDITIONAL GLASS SHELVES..... 38




FEATURES + BENEFITS..... 39-41



HALO SINGLE VIEW Single panel medicine cabinet 42-43



HALO BI-VIEW Double panel medicine cabinet..... 44-45



HALO TRI-VIEW Triple panel medicine cabinet 46-47



HALO TALL VIEW..... 48-49

ADDITIONAL GLASS SHELVES..... 50



FEATURES 51-52

DISPLAY OPTIONS..... 53



STAK
uno Floating countertop..... 54-55



STAK
duo Wall-mounted frame & countertop..... 56-57




STAK
trio Freestanding frame & countertop..... 58-59

OPTIONAL DRAINS & PIPES 60
SPECIFICATIONS 61-62



luna
LED MIRRORS

See yourself in the best light with Fleurco's modern LED bathroom mirrors. Available in a multitude of shapes and sizes, our mirrors add a beautiful touch to your space that is both practical and stylish.



3500K WARM WHITE LIGHT



Kelvin (K) is a unit of measurement used to describe the hue of a specific light source. This is not necessarily related to the heat output of the light source but rather the color of the light output. Kelvin values below 3500K will have a warmer, yellowish hue. Values between 3500K and 4500K will be in the white hue range. All values higher than 4500K will tend to have a more bluish hue. The prominence of the hues will increase as the values move away from the white hue's range. Daylight typically falls into the 5000-6000K range.

Lumens (lm) is the measure of the total quantity of visible light emitted by a source.

HALO PLUS BATHROOM MIRROR

NEW

5
year limited
warranty

ROUND	MODEL	SIZE	DEFOGGER*	PRICE
	MHAPR2424	ø 24"	Single centered	\$631
	MHAPR3030	ø 30"	Single centered	\$698
	MHAP1836	18" W x 36" H	Single centered	\$674
	MHAP2136	21" W x 36" H	Single centered	\$716
	MHAP2436	24" W x 36" H	Single centered	\$793
	MHAP3036	30" W x 36" H	Single centered	\$1,020
	MHAP3636	36" W x 36" H	Single centered	\$1,086
	MHAP4236	42" W x 36" H	Double centered	\$1,168
	MHAP4836	48" W x 36" H	Double centered	\$1,268
	MHAP5436	54" W x 36" H	Double split	\$1,351
	MHAP6036	60" W x 36" H	Double split	\$1,457
	MHAP7224	72" W x 24" H	Double split	\$1,293
	MHAP7236	72" W x 36" H	Double split	\$1,620

*Defogger pad may be off-centred if mirror orientation is changed
For technical drawings, see page 27

TECHNICAL SPECS

MODEL	LUMENS	KELVIN	WATTS	INPUT
MHAPR2424	0-1003 lm	CCT 2700-6500 K	33W	120V AC, 50/60Hz
MHAPR3030	0-1298 lm	CCT 2700-6500 K	61W	120V AC, 50/60Hz
MHAP1836	0-1050 lm	CCT 2700-6500 K	66W	120V AC, 50/60Hz
MHAP2136	0-1624 lm	CCT 2700-6500 K	68W	120V AC, 50/60Hz
MHAP2436	0-1711 lm	CCT 2700-6500 K	70W	120V AC, 50/60Hz
MHAP3036	0-1889 lm	CCT 2700-6500 K	73W	120V AC, 50/60Hz
MHAP3636	0-2066 lm	CCT 2700-6500 K	77W	120V AC, 50/60Hz
MHAP4236	0-2243 lm	CCT 2700-6500 K	116W	120V AC, 50/60Hz
MHAP4836	0-2420 lm	CCT 2700-6500 K	119W	120V AC, 50/60Hz
MHAP5436	0-2597 lm	CCT 2700-6500 K	123W	120V AC, 50/60Hz
MHAP6036	0-2804 lm	CCT 2700-6500 K	127W	120V AC, 50/60Hz
MHAP7224	0-2804 lm	CCT 2700-6500 K	127W	120V AC, 50/60Hz
MHAP7236	0-3158 lm	CCT 2700-6500 K	134W	120V AC, 50/60Hz

LED
technology

30,000
HOURS
lamp life

SAFETY
BACKING





HALO PLUS NEW

- Energy-efficient LED lights with adjustable color temperatures
 - Defogger pad included
 - Can be installed vertically or horizontally
 - 5mm copper-free mirror
 - Aluminum frame for easy installation
 - Safety film backing
 - ON-OFF touch switch with built-in dimmer
 - Touch button to navigate between pre-set light color temperatures (2700K-4500K-6500K)
 - Installation with plug
 - Available in multiple sizes
-  **FLEURCO™** www.fleurco.com

HALO PLUS OBLONG BATHROOM MIRROR

NEW

5
year limited
warranty

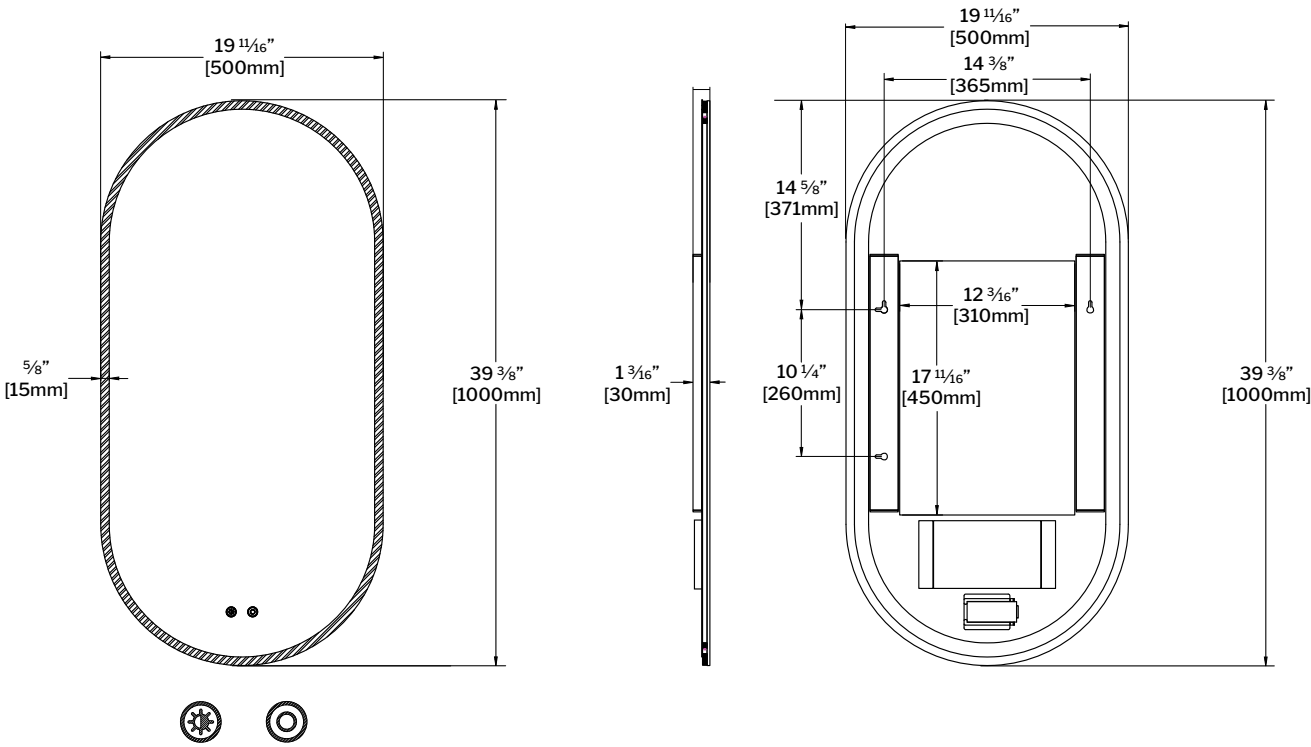
luna

MODEL	SIZE	DEFOGGER*	PRICE
MHAPO2039	20" W x 39" H	Single centered	\$ 698

*Defogger pad may be off-centred if mirror orientation is changed

TECHNICAL SPECS

MODEL	LUMENS	KELVIN	WATTS	INPUT
MHAPO2039	0-1220 lm	CCT 2700-6500 K	53W	120V AC, 50/60Hz



MODEL MHAPO2039

HALO PLUS OBLONG

NEW

- Energy-efficient LED lights with adjustable color temperatures
- Defogger pad included
- Can be installed vertically or horizontally
- 5mm copper-free mirror
- Aluminum frame for easy installation
- Safety film backing
- ON-OFF touch switch with built-in dimmer
- Touch button to navigate between pre-set light color temperatures (2700K-4500K-6500K)
- Installation with plug

LED
technology

30,000
HOURS
lamp life

SAFETY
BACKING

ETL
Intertek

ARTUS BATHROOM MIRROR

NEW

5
year limited
warranty


F You must indicate finish code in "F" field: Chrome 11, Brushed Nickel 25, Satin White 18, Satin Black 33, Brushed Gold 12, Gun Metal 15

MODEL	SIZE	DEFOGGER*	PRICE
MFA2136- F	21" W x 36" H	Single centered	\$807
MFA2436- F	24" W x 36" H	Single centered	\$843
MFA3036- F	30" W x 36" H	Single centered	\$919
MFA3636- F	36" W x 36" H	Single centered	\$992
MFA4236- F	42" W x 36" H	Double split	\$1,182
MFA4836- F	48" W x 36" H	Double split	\$1,258
MFA5436- F	54" W x 36" H	Double split	\$1,331
MFA6036- F	60" W x 36" H	Double split	\$1,404
MFA7224- F	72" W x 24" H	Double split	\$1,323
MFA7236- F	72" W x 36" H	Double split	\$1,551


*Defogger pad may be off-centred if mirror orientation is changed
For technical drawings, see page 28

TECHNICAL SPECS

MODEL	LUMENS	KELVIN	WATTS	INPUT
MFA2136	0-1770 lm	CCT 3000-6500 K	52W	100-240V AC, 50/60Hz
MFA2436	0-1860 lm	CCT 3000-6500 K	54W	100-24V AC, 60/60Hz
MFA3036	0-2050 lm	CCT 3000-6500 K	57W	100-240V AC, 50/60Hz
MFA3636	0-2230 lm	CCT 3000-6500 K	59W	100-24V AC, 60/60Hz
MFA4236	0-2400 lm	CCT 3000-6500 K	88W	100-240V AC, 50/60Hz
MFA4836	0-2600 lm	CCT 3000-6500 K	91W	100-24V AC, 60/60Hz
MFA5436	0-2780 lm	CCT 3000-6500 K	94W	100-240V AC, 50/60Hz
MFA6036	0-2960 lm	CCT 3000-6500 K	96W	100-240V AC, 50/60Hz
MFA7224	0-2960 lm	CCT 3000-6500 K	96W	100-240V AC, 60/60Hz
MFA7236	0-3320 lm	CCT 3000-6500 K	102W	100-240V AC, 60/60Hz



Chrome 11



Brushed Nickel 25



Satin White 18



Brushed Gold 12



Satin Black 33
(black finish will vary
by mirror series)



Gun Metal 15



luna



MODEL MFA2436-12

ARTUS NEW

Decorative metal frame available in Chrome, Brushed Nickel, Satin White, Satin Black, Brushed Gold & Gun Metal

Energy-efficient LED lights with adjustable color temperatures

Can be installed vertically or horizontally

Defogger pad with automatic shut-off for energy conservation included

5mm copper-free mirror

Safety film backing

ON-OFF touch switch with built-in dimmer

Touch button to navigate between pre-set light color temperatures (3000K-4500K-6500K)

Hardwired installation - the frame is hung on a wall-mounted bracket

Available in multiple sizes



FLEURCO™ www.fleurco.com

MAGNA BATHROOM MIRROR

NEW

5
year limited
warranty

luna

MODEL	SIZE	FINISH	DEFOGGER*	PRICE
MFM02039-33	20" W x 39" H	Matte Black	Single centered	\$820
MFM02039-12	20" W x 39" H	Brushed Gold	Single centered	\$820

*Defogger pad may be off-centred if mirror orientation is changed

TECHNICAL SPECS

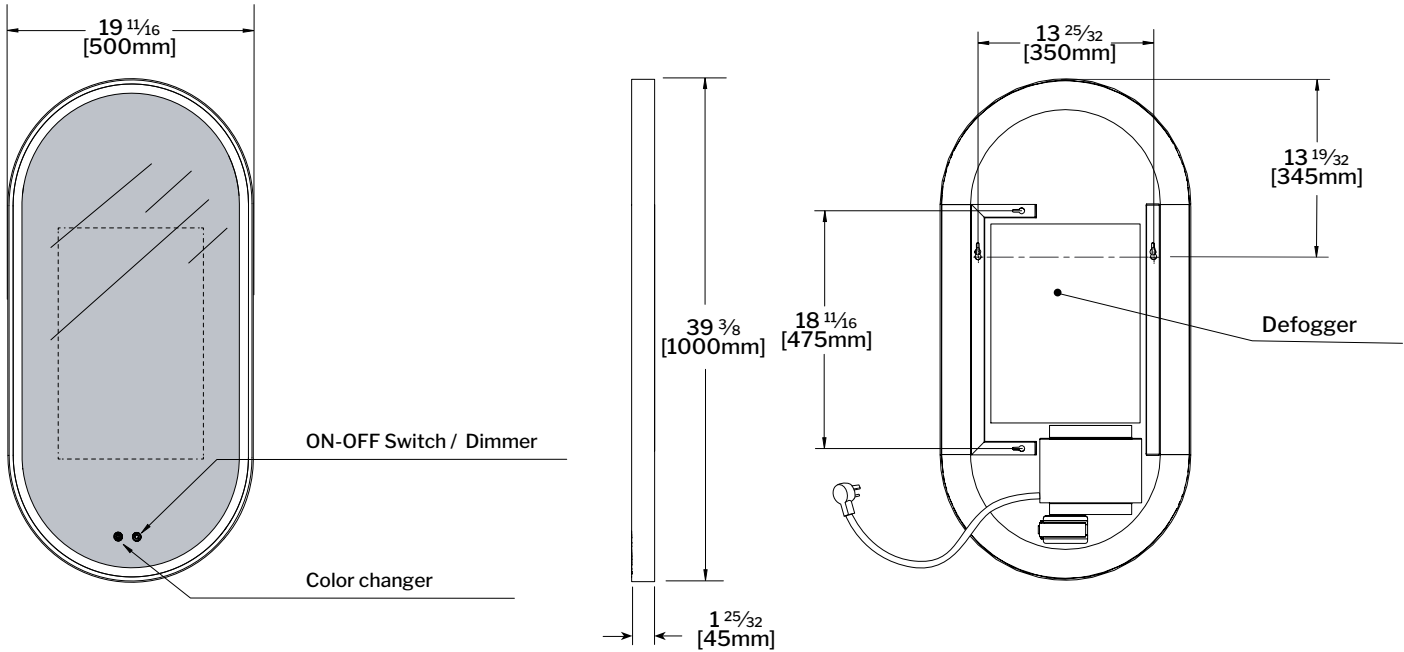
MODEL	LUMENS	KELVIN	WATTS	INPUT
MFM02039	0-720 lm	CCT 2700-6500 K	53W	120V AC, 50/60Hz



Matte Black 33
(black finish will vary
by mirror series)



Brushed Gold 12



MODEL MFM02039-12

MAGNA NEW

- Oblong shaped decorative metal frame available in Brushed Gold & Matte Black finishes
- Energy-efficient LED lights with adjustable color temperatures
- Can be installed vertically or horizontally
- Defogger pad included
- 5mm copper-free mirror
- Safety film backing
- ON-OFF touch switch with built-in dimmer
- Touch button to navigate between pre-set light color temperatures (2700K-4500K-6500K)
- Installation with plug

LED
technology

30,000
HOURS
lamp life

SAFETY
BACKING

Intertek

HALO BATHROOM MIRROR

5
year limited
warranty

luna

	MODEL	SIZE	DEFOGGER	PRICE
ROUND	MHAR2424*	ø 24"	Single centered	\$571
VERTICAL	MHA2436	24" W x 36" H	Single centered	\$717
	MHA3036	30" Wx 36" H	Single centered	\$922
	MHA3636	36" W x 36" H	Single centered	\$982
HORI- ZONTAL	MHA4836	48" W x 36" H	Double centered	\$1,148

For dimmer instructions, see page 26*
*Dimmer not compatible with MHAR2424
For technical drawings, see page 29

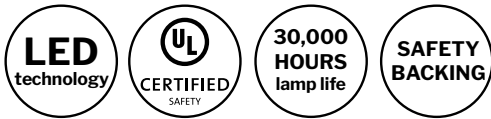
TECHNICAL SPECS

MODEL	LUMENS	KELVIN	WATTS	INPUT
MHAR2424	1353 lm	CCT 3500 K	20W	120V AC, 50/60Hz
MHA2436	1725 lm	CCT 3500 K	45W	120V AC, 50/60Hz
MHA3036	1905 lm	CCT 3500 K	50W	120V AC, 50/60Hz
MHA3636	2100 lm	CCT 3500 K	50W	120V AC, 50/60Hz
MHA4836	2460 lm	CCT 3500 K	79W	120V AC, 50/60Hz



HALO

- Energy-efficient LED warm white lights
- Defogger pad included
- 5mm copper-free mirror
- Aluminum frame for easy installation
- Safety film backing
- ON-OFF switch compatible with an optional wall dimmer (not included)
- Hardwired installation
- Available in multiple sizes



*MHAR2424 model only

US | 2023-2024

5
year limited
warranty

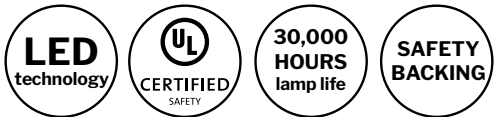
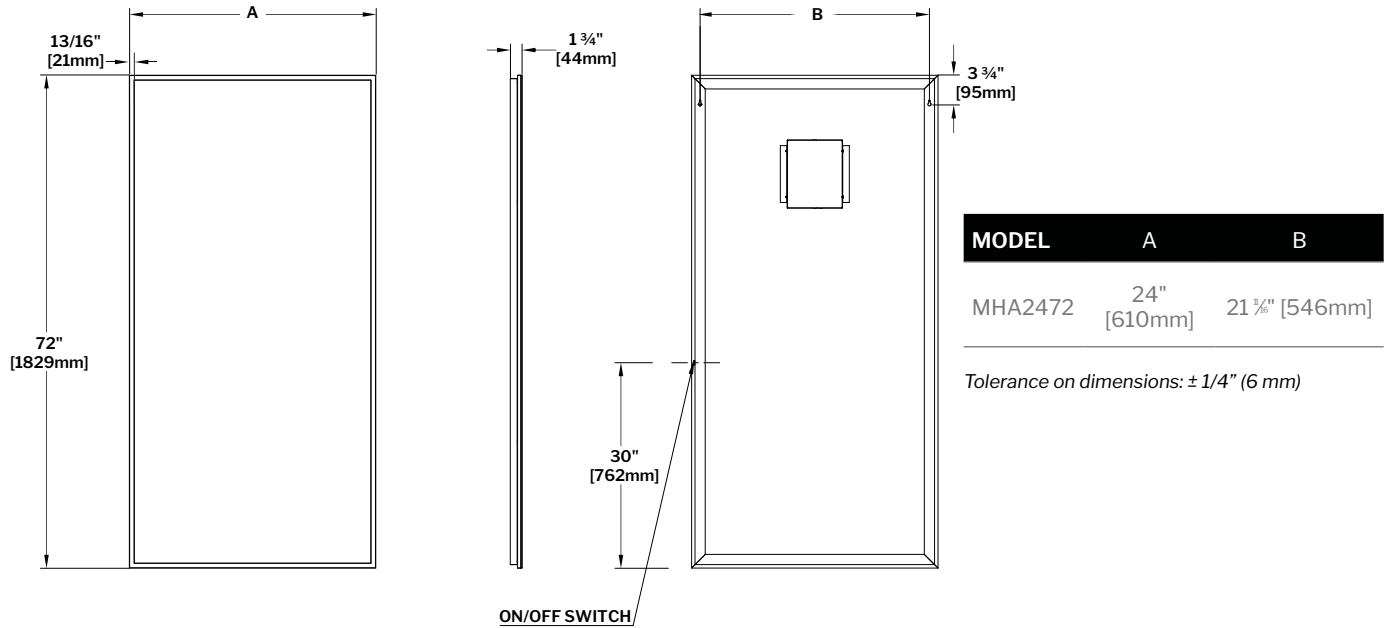
PANDORA MIRROR

MODEL	SIZE	DEFOGGER	PRICE
MHA2472	24" W x 72" H	N/A	\$1,169

For dimmer instructions, see page 26

TECHNICAL SPECS

MODEL	LUMENS	KELVIN	WATTS	INPUT
MHA2472	2835 lm	CCT 3500 K	31W	120V AC, 50/60Hz



MODEL MHA2472

PANDORA

- Energy-efficient LED warm white lights
- 5mm copper-free mirror
- Aluminum frame for easy installation
- Safety film backing
- ON-OFF switch compatible with an optional wall dimmer (not included)
- Hardwired installation

5
year limited
warranty

SOLIS BATHROOM MIRROR

luna

MODEL	SIZE	DEFOGGER	PRICE
MSOR2424-33	ø 24"	Single centered	\$648
MSOR3030-33	ø 30"	Single centered	\$774
MSOR3636-33	ø 36"	Single centered	\$929

For technical drawings, see page 30

TECHNICAL SPECS

MODEL	LUMENS RANGE	KELVIN	WATTS	INPUT
MSOR2424-33	0-1342 lm	CCT 3500 K	27W	110V AC, 50/60Hz
MSOR3030-33	0-1660 lm	CCT 3500 K	34W	110V AC, 50/60Hz
MSOR3636-33	0-2031 lm	CCT 3500 K	42W	110V AC, 50/60Hz

Compatible with wall switch



MODEL MSOR2424-33

SOLIS

Energy-efficient LED warm white lights, suitable for makeup application and shaving

Defogger pad included

5mm copper-free and distortion-free mirror

Matte Black* metal frame

ON-OFF touch switch with a built-in dimmer

Safety film backing

Installation with plug

Available in multiple sizes

*Matte Black will vary by mirror series



FLEURCO™ www.fleurco.com



VIZO FREESTANDING LED COSMETIC MIRROR

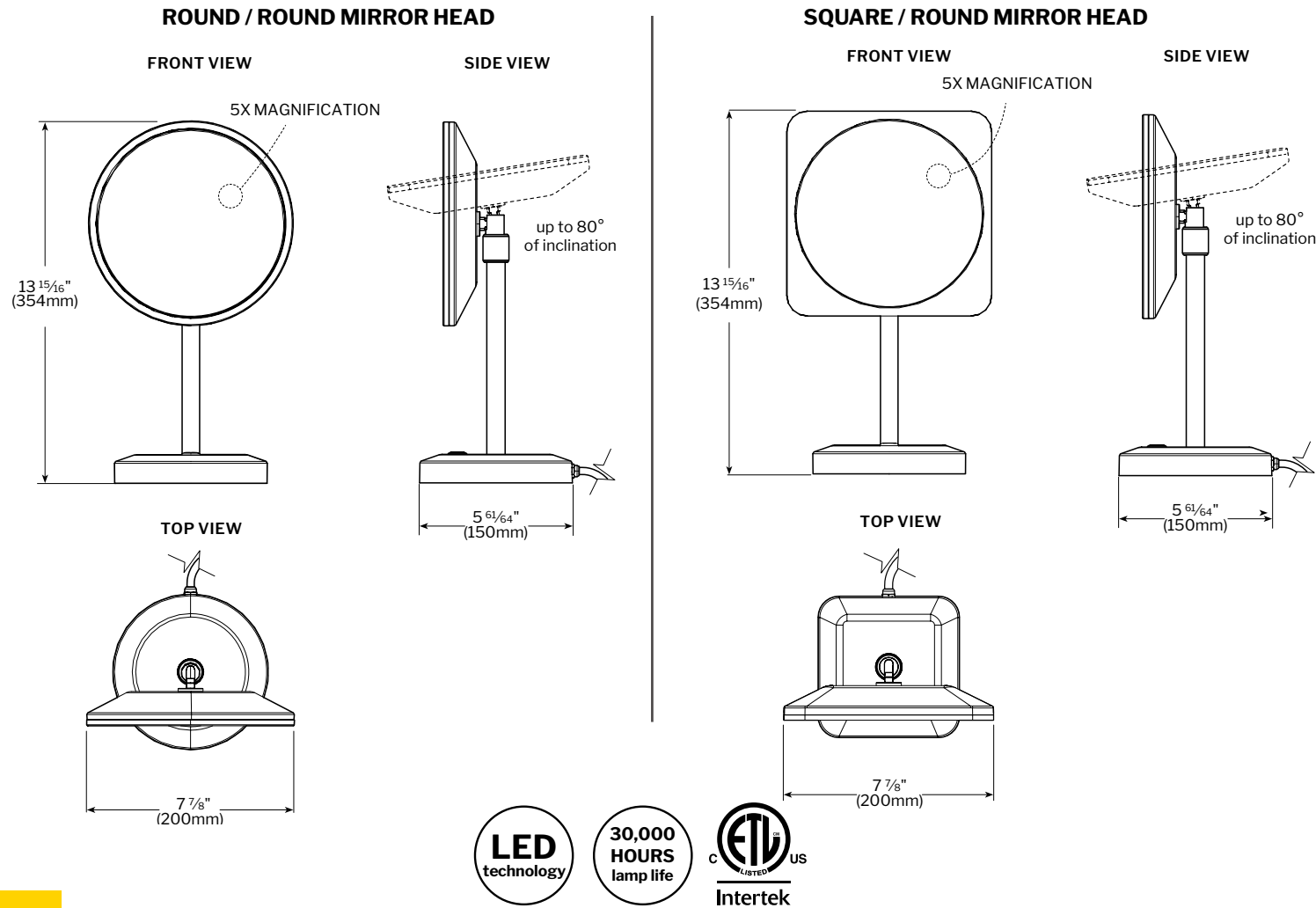
AVAILABLE
WINTER 2024

3
year limited
warranty

MODEL	MIRROR HEAD DIMENSION	SHAPE	FINISH	PRICE
MVZ8-FS-RR-11	ø 8" (200mm)	Round / Round	Chrome	\$588
MVZ8-FS-RR-33	ø 8" (200mm)	Round / Round	Matte Black	\$588
MVZ8-FS-SR-11	8" (200mm) W x 8" (200mm) H	Square / Round	Chrome	\$648
MVZ8-FS-SR-33	8" (200mm) W x 8" (200mm) H	Square / Round	Matte Black	\$648

TECHNICAL SPECS

MODEL	LUMENS	KELVIN	WATTS	INPUT
MVZ8-FS-RR-11	100 lm	CCT 3000-6500 K	6W	120V AC, 60Hz
MVZ8-FS-RR-33	100 lm	CCT 3000-6500 K	6W	120V AC, 60Hz
MVZ8-FS-SR-11	85 lm	CCT 3000-6500 K	6W	120V AC, 60Hz
MVZ8-FS-SR-33	85 lm	CCT 3000-6500 K	6W	120V AC, 60Hz



MODEL MVZ8-FS-SR-33

VIZO FREESTANDING LED COSMETIC MIRROR

AVAILABLE
WINTER 2024

- Adjustable pivot allows the mirror to be turned 80° upwards
- Touch switch for setting the LED color range from warm (3000K) to daylight (6500K)
- Optical quality, 5X magnifying glass mirror for makeup application and grooming
- 8" diameter mirror for round / round model (mirror + LED diffuser), and 8" x 8" mirror for square / round model (mirror + LED diffuser)
- Easy to clean & maintain
- Solid metal construction with a chrome or matte black finish
- Includes a grounded plug

VIZO WALL MOUNT LED COSMETIC MIRROR


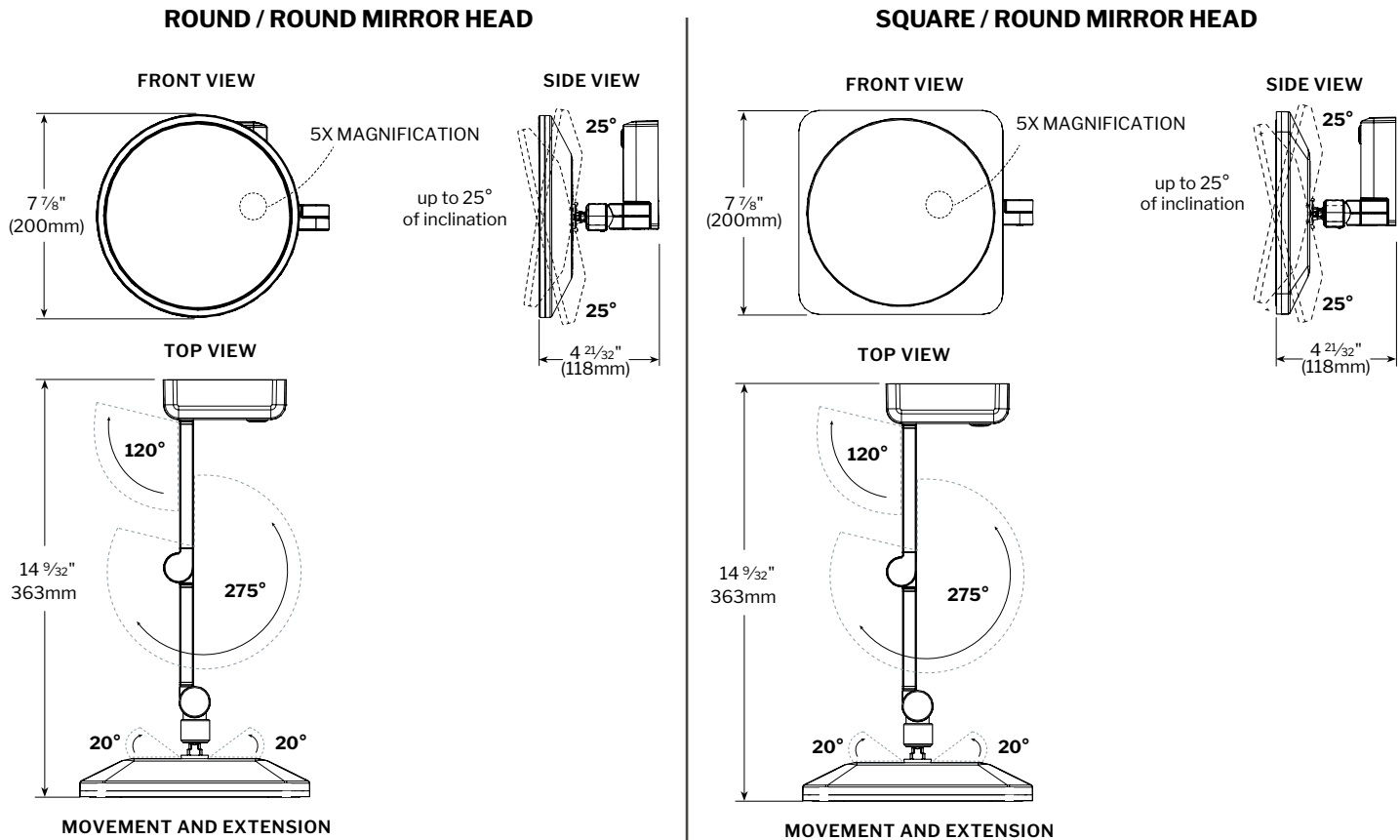
AVAILABLE
WINTER 2024

3
year limited
warranty

MODEL	MIRROR HEAD DIMENSION	SHAPE	FINISH	PRICE
MVZ8-WM-RR-11	ø 8" (200mm)	Round / Round	Chrome	\$578
MVZ8-WM-RR-33	ø 8" (200mm)	Round / Round	Matte Black	\$578
MVZ8-WM-SR-11	8" (200mm) W x 8" (200mm) H	Square / Round	Chrome	\$638
MVZ8-WM-SR-33	8" (200mm) W x 8" (200mm) H	Square / Round	Matte Black	\$638

TECHNICAL SPECS

MODEL	LUMENS	KELVIN	WATTS	INPUT
MVZ8-WM-RR-11	100 lm	CCT 3000-6500 K	6W	120V AC, 60Hz
MVZ8-WM-RR-33	100 lm	CCT 3000-6500 K	6W	120V AC, 60Hz
MVZ8-WM-SR-11	85 lm	CCT 3000-6500 K	6W	120V AC, 60Hz
MVZ8-WM-SR-33	85 lm	CCT 3000-6500 K	6W	120V AC, 60Hz



MODEL MVZ8-WM-SR-33

MODEL MVZ8-WM-RR-11

VIZO WALL MOUNT LED COSMETIC MIRROR

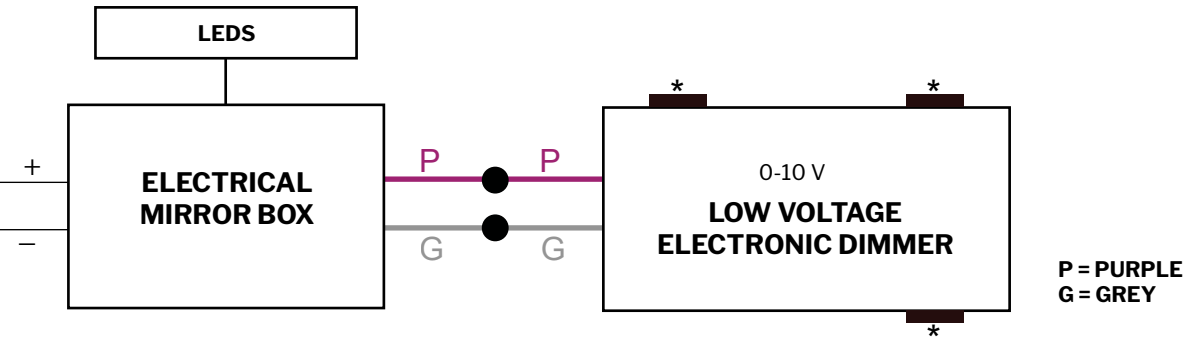
AVAILABLE
WINTER 2024

Features an extensible arm and a mirror mounted on an adjustable pivot
Touch switch for setting the LED color temperature range from warm (3000K) to daylight (6500K)
Optical quality, 5X magnifying glass mirror for makeup application and grooming
8" diameter mirror for round / round model (mirror + LED diffuser), and 8" x 8" mirror for square / round model (mirror + LED diffuser)
Easy to clean & maintain
Solid metal construction with a chrome or matte black finish
Hardwired connection
Includes a universal mounting plate designed to fit standard junction boxes

LED MIRRORS† CONNECTION DIAGRAM

†Compatible with Halo and Pandora mirrors only.

MIRROR TO WALL DIMMER

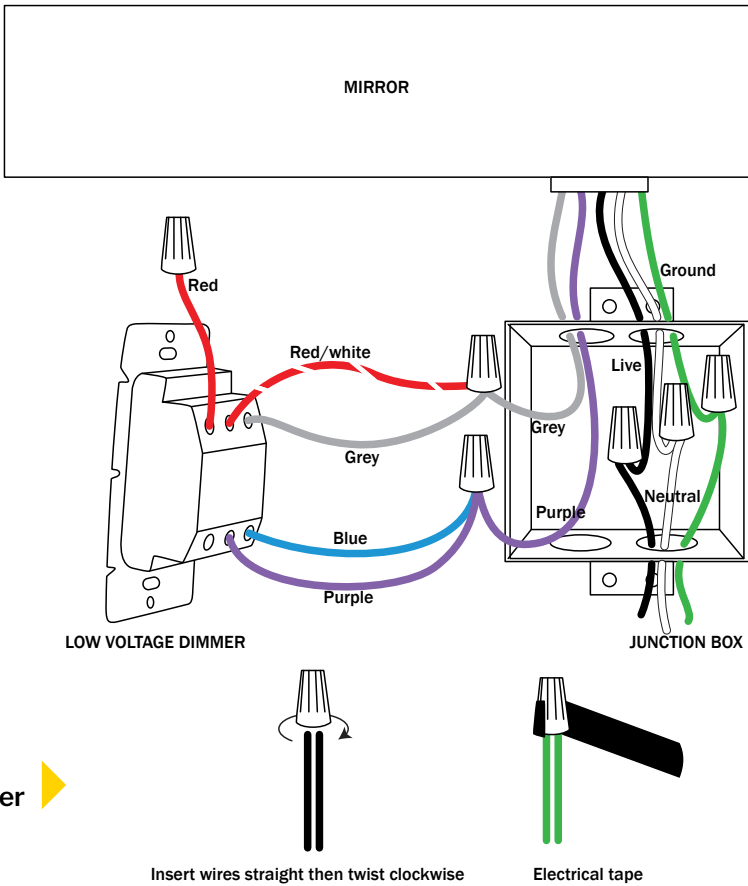


*FOLLOW MANUFACTURER INSTRUCTIONS FOR DIMMER INSTALLATION

DIMMER SPECIFICATIONS:
0-10V low voltage electric dimmer for LED lights.

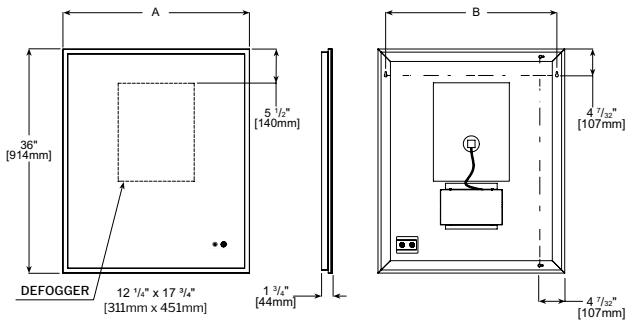
NOTE:
These electric components can be purchased at specialized electrical retailers.
All wire extensions must be of low voltage type.

MODELS SUGGESTED:
DIVA DVTV from LUTRON
IllumaTech IP710 from LEVITON
DEVINE DF10P from COOPER
SKYE SF10P COOPER



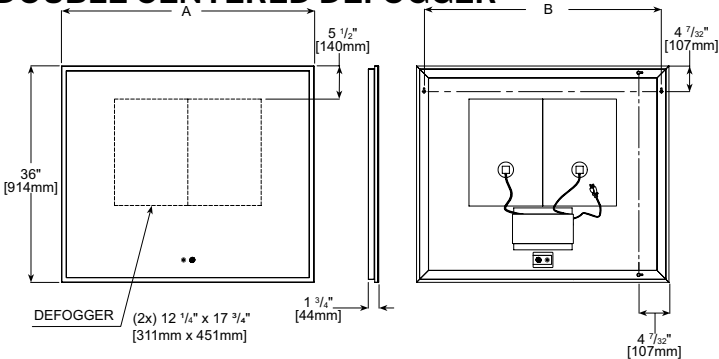
Wiring diagram for
Lutron Diva DVTV Low Voltage Dimmer

HALO PLUS TECHNICAL DRAWINGS
SINGLE CENTERED DEFOGGER



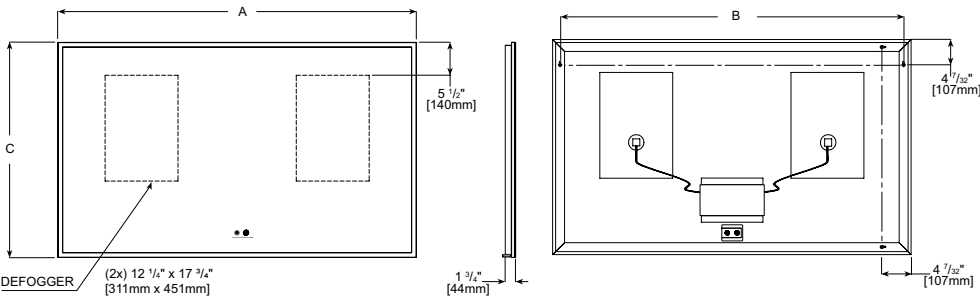
MODEL	A	B
MHAP1836	18" [457mm]	15 1/2" [392mm]
MHAP2136	21" [533mm]	18 1/2" [470mm]
MHAP2436	24" [610mm]	21 1/2" [546mm]
MHAP3036	30" [762mm]	27 1/2" [699mm]
MHAP3636	36" [914mm]	33 1/2" [851mm]
Tolerance on dimensions: ± 1/4" (6 mm)		

DOUBLE CENTERED DEFOGGER



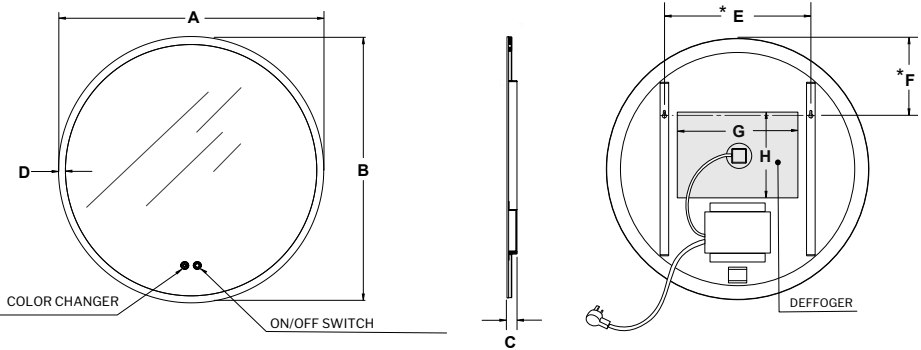
MODEL	A	B
MHAP4236	42" [1067mm]	39 1/2" [1003mm]
MHAP4836	48" [1219mm]	45 1/2" [1156mm]
Tolerance on dimensions: ± 1/4" (6 mm)		

DOUBLE SPLIT DEFOGGER



MODEL	A	B	C
MHAP5436	54" [1372mm]	51 1/2" [1308mm]	36" [914mm]
MHAP6036	60" [1524mm]	57 1/2" [1461mm]	36" [914mm]
MHAP7224	72" [1829mm]	69 1/2" [1765mm]	24" [610mm]
MHAP7236	72" [1829mm]	69 1/2" [1765mm]	36" [914mm]
Tolerance on dimensions: ± 1/4" (6 mm)			

HALO PLUS ROUND

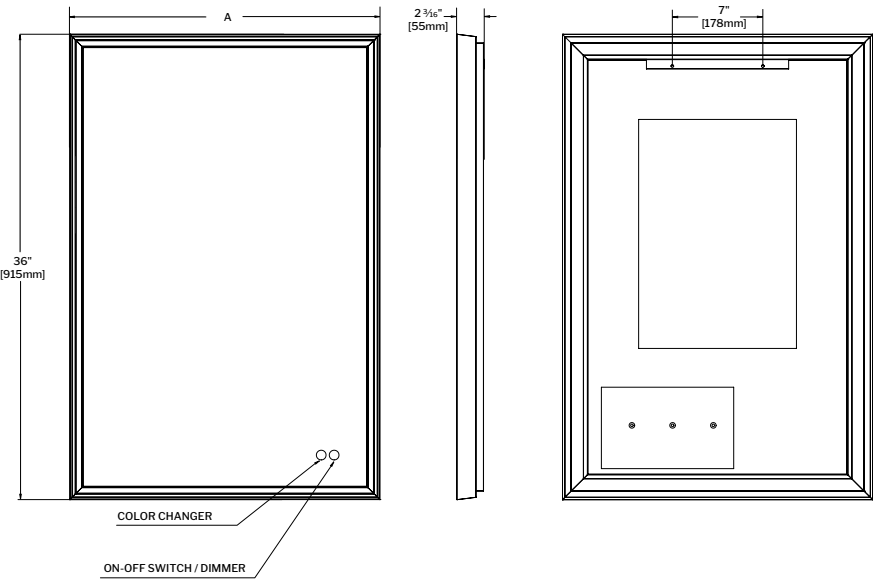


Tolerance on dimensions: ± 1/4" (6 mm)

MODEL	A	B	C	D	E	F	G	H
MHAPR2424	23 5/8" [600mm]	23 5/8" [600mm]	1 3/16" [30mm]	9/16" [15mm]	12 3/4" [311mm]	7 1/16" [190mm]	9 7/8" [250mm]	7 7/8" [200mm]
MHAPR3030	30" [762mm]	30" [762mm]	1 3/16" [30mm]	9/16" [15mm]	22 3/4" [425mm]	15 13/32" [226mm]	13 3/4" [350mm]	13 13/16" [250mm]

ARTUS TECHNICAL DRAWINGS

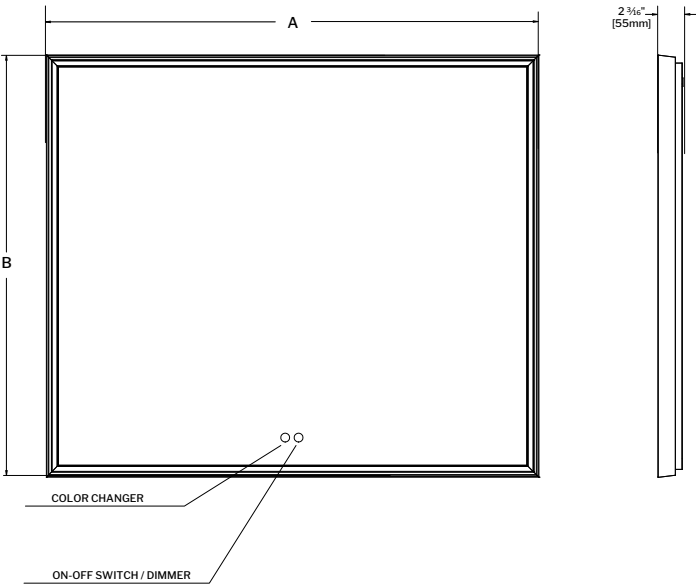
SINGLE CENTERED DEFOGGER



MODEL	A
MFA2136	21" [533mm]
MFA2436	24" [610mm]
MFA3036	30" [762mm]
MFA3636	36" [914mm]

Tolerance on dimensions: ± 1/4" (6 mm)

DOUBLE SPLIT DEFOGGER

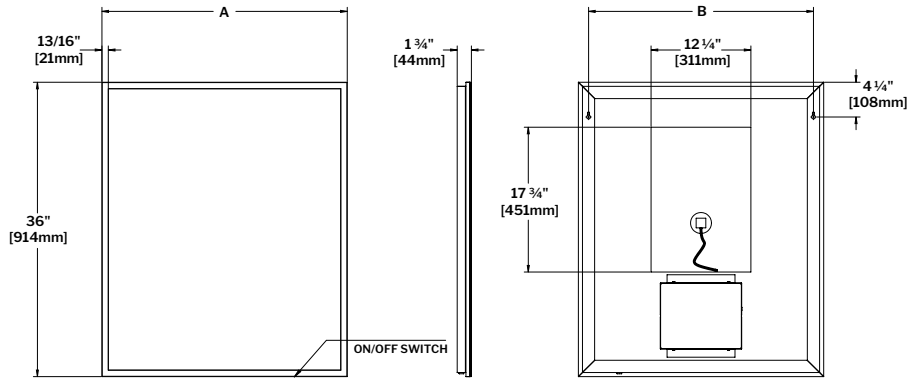


MODEL	A	B
MFA4236	42" [1067mm]	36" [914mm]
MFA4836	48" [1219mm]	36" [914mm]
MFA5436	54" [1372mm]	36" [914mm]
MFA6036	60" [1524mm]	36" [914mm]
MFA7236	72" [1829mm]	36" [914mm]
MFA7224	72" [1829mm]	24" [610mm]

Tolerance on dimensions: ± 1/4" (6 mm)

HALO TECHNICAL DRAWINGS

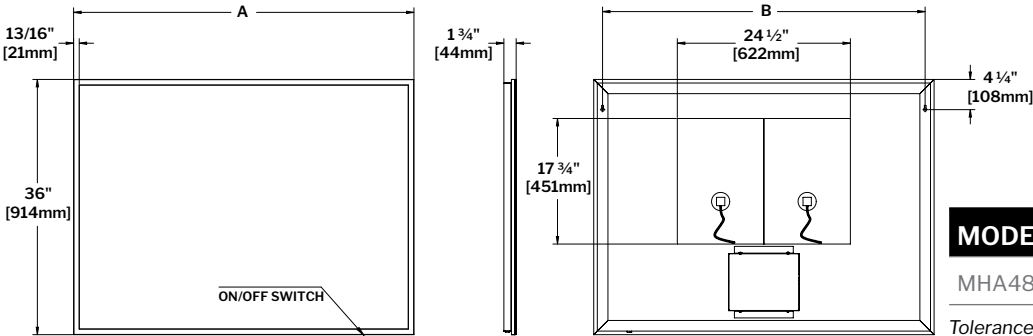
SINGLE CENTERED DEFOGGER



MODEL	A	B
MHA2436	24" [610mm]	21 1/2" [546mm]
MHA3036	30" [762mm]	27 1/2" [699mm]
MHA3636	36" [914mm]	33 1/2" [851mm]

Tolerance on dimensions: ± 1/4" (6 mm)

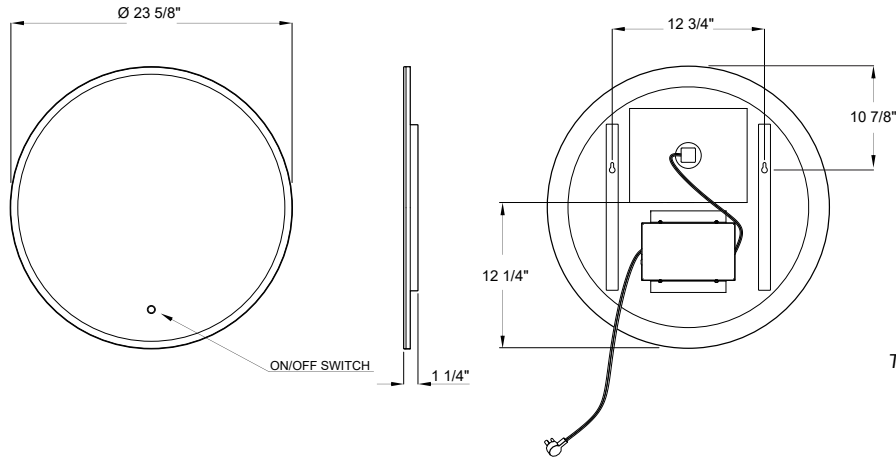
DOUBLE CENTERED DEFOGGER



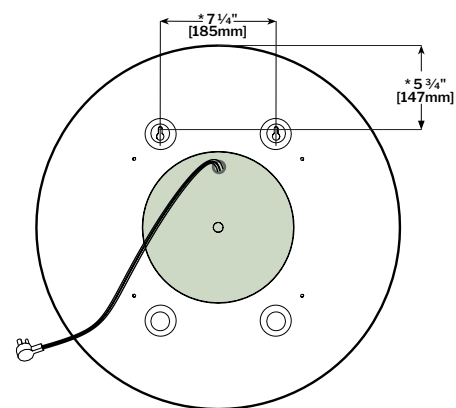
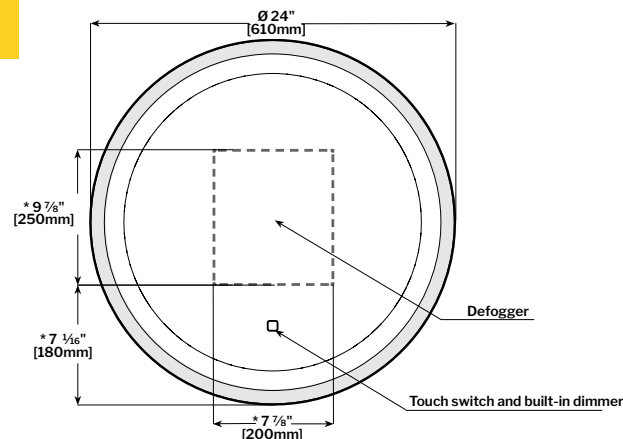
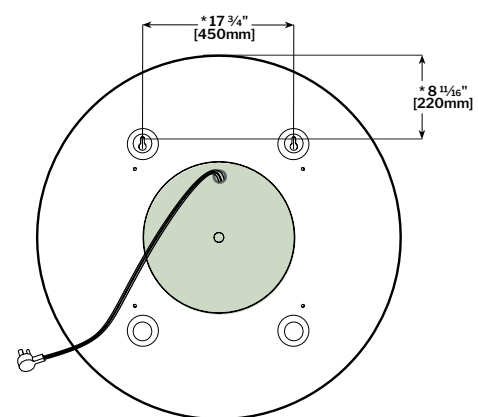
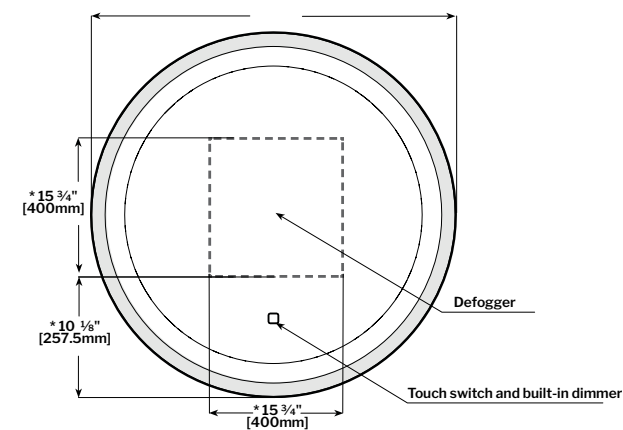
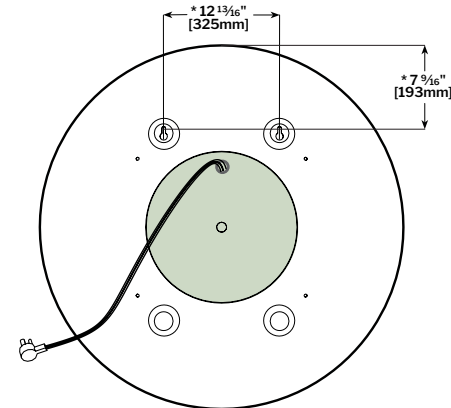
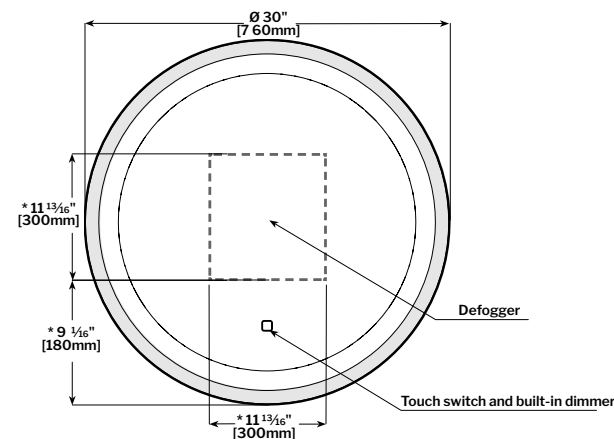
MODEL	A	B
MHA4836	48" [1219mm]	45 1/2" [1156mm]

Tolerance on dimensions: ± 1/4" (6 mm)

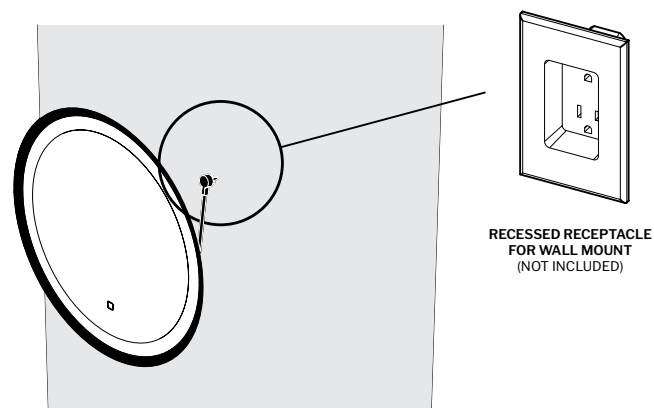
HALO ROUND



Tolerance on dimensions: ± 1/4" (6 mm)

SOLIS TECHNICAL DRAWING**MSOR2424-33
SINGLE CENTERED DEFOGGER****MSOR3636-33
SINGLE CENTERED DEFOGGER****MSOR3030-33
SINGLE CENTERED DEFOGGER**

The mirror is fitted with a plug.
A recessed receptacle is required
for a proper wall mount installation.



Recommended zone for
the recessed outlet.

Reference only (approximate dimension).
Product specifications are subject to change without notice.

luna

FEATURES + BENEFITSluna
MEDICINE CABINETS

When you need extra storage space, Fleurco's medicine cabinets are the perfect solution. Single, double and triple door options accommodate sinks of all sizes with beveled or flat edges and adjustable glass shelves.

FLEURCO™ www.fleurco.com

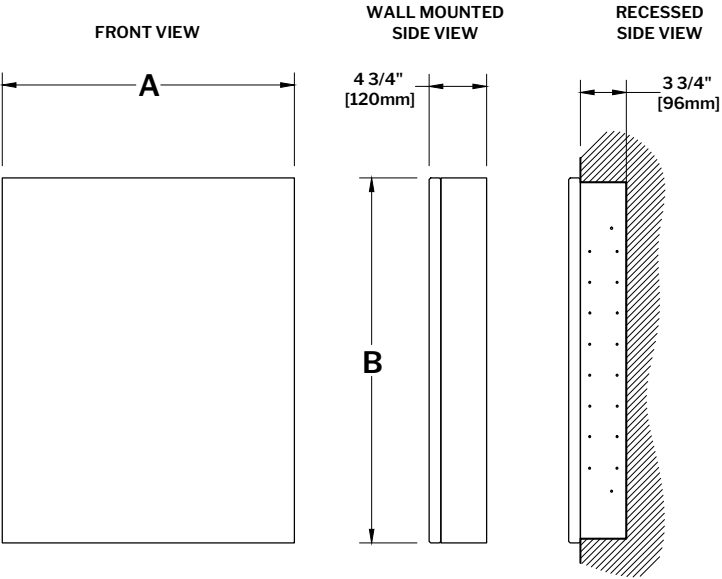
SINGLE VIEW

SINGLE PANEL MEDICINE CABINET

5
year limited
warranty

MODEL	DIMENSION	ROUGH OPENING SIZE FOR RECESSED	EDGES	*ADDITIONAL SHELVES PAGE 38	PRICE
MCS1519A-11	15" W x 19" H	14 3⁄8" W x 18 3⁄8" H x 3 3⁄4" D	Flat	MC-SHELF-15	\$448
MCS1519B-11	15" W x 19" H	14 3⁄8" W x 18 3⁄8" H x 3 3⁄4" D	1/2" Bevel	MC-SHELF-15	\$513
MCS1530A-11	15" W x 30" H	14 3⁄8" W x 29 3⁄8" H x 3 3⁄4" D	Flat	MC-SHELF-15	\$540
MCS1530B-11	15" W x 30" H	14 3⁄8" W x 29 3⁄8" H x 3 3⁄4" D	1/2" Bevel	MC-SHELF-15	\$618
MCS1536A-11	15" W x 36" H	14 3⁄8" W x 35 3⁄8" H x 3 3⁄4" D	Flat	MC-SHELF-15	\$609
MCS1536B-11	15" W x 36" H	14 3⁄8" W x 35 3⁄8" H x 3 3⁄4" D	1/2" Bevel	MC-SHELF-15	\$699
MCS2430A-11	24" W x 30" H	23 3⁄8" W x 29 3⁄8" H x 3 3⁄4" D	Flat	MC-SHELF-24/36L	\$675
MCS2430B-11	24" W x 30" H	23 3⁄8" W x 29 3⁄8" H x 3 3⁄4" D	1/2" Bevel	MC-SHELF-24/36L	\$772
MCS2436A-11	24" W x 36" H	23 3⁄8" W x 35 3⁄8" H x 3 3⁄4" D	Flat	MC-SHELF-24/36L	\$805
MCS2436B-11	24" W x 36" H	23 3⁄8" W x 35 3⁄8" H x 3 3⁄4" D	1/2" Bevel	MC-SHELF-24/36L	\$926

*Additional Glass Shelves available, see page 38.
NOTE: Surface mount kit included for wall mounted installation.



MODEL	A	B
MCS1519A or B-11	15" [380mm]	19" [480mm]
MCS1530A or B-11	15" [380mm]	30" [760mm]
MCS1536A or B-11	15" [380mm]	36" [915mm]
MCS2430A or B-11	24" [610mm]	30" [760mm]
MCS2436A or B-11	24" [610mm]	36" [915mm]



FLAT



1/2" BEVEL

Tolerance on dimensions: ± 1/8" (3mm)

US | 2023-2024

SINGLE VIEW

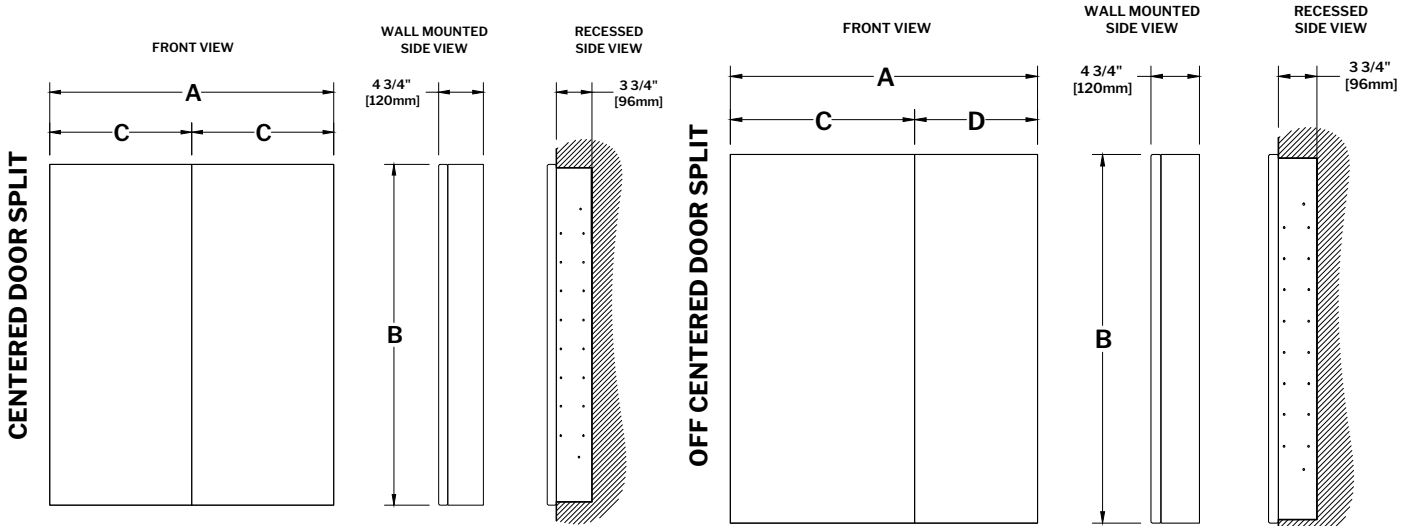


MODEL MCS2430B-11


BI-VIEW DOUBLE PANEL MEDICINE CABINET

MODEL	DIMENSION	ROUGH OPENING SIZE FOR RECESSED	EDGES	DOOR SPLIT	*ADDITIONAL SHELVES PAGE 38	PRICE
MCB2430A-11	24" W x 30" H	23 3⁄8" W x 29 3⁄8" H x 3 3⁄4" D	Flat	Center	MC-SHELF-24/36L	\$744
MCB2430B-11	24" W x 30" H	23 3⁄8" W x 29 3⁄8" H x 3 3⁄4" D	1/2" Bevel	Center	MC-SHELF-24/36L	\$822
MCB2519A-11	25" W x 19" H	24 3⁄8" W x 18 3⁄8" H x 3 3⁄4" D	Flat	Center	MC-SHELF-25	\$636
MCB2519B-11	25" W x 19" H	24 3⁄8" W x 18 3⁄8" H x 3 3⁄4" D	1/2" Bevel	Center	MC-SHELF-25	\$731
MCB3030A-11	30" W x 30" H	29 3⁄8" W x 29 3⁄8" H x 3 3⁄4" D	Flat	Off center	MC-SHELF-30	\$841
MCB3030B-11	30" W x 30" H	29 3⁄8" W x 29 3⁄8" H x 3 3⁄4" D	1/2" Bevel	Off center	MC-SHELF-30	\$964
MCB3036A-11	30" W x 36" H	29 3⁄8" W x 35 3⁄8" H x 3 3⁄4" D	Flat	Off center	MC-SHELF-30	\$1,008
MCB3036B-11	30" W x 36" H	29 3⁄8" W x 35 3⁄8" H x 3 3⁄4" D	1/2" Bevel	Off center	MC-SHELF-30	\$1,153
MCB3121A-11	31" W x 21" H	30 3⁄8" W x 20 3⁄8" H x 3 3⁄4" D	Flat	Off center	MC-SHELF-31	\$754
MCB3121B-11	31" W x 21" H	30 3⁄8" W x 20 3⁄8" H x 3 3⁄4" D	1/2" Bevel	Off center	MC-SHELF-31	\$864


*Additional Glass Shelves available, see page 38.
NOTE: Surface mount kit included for wall mounted installation.



MODEL	A	B	C	D
MCB2430A or B-11	24" [610mm]	30" [760mm]	12" [305mm]	N/A
MCB2519A or B-11	25" [635mm]	19" [480mm]	12 1⁄2" [320mm]	N/A
MCB3030A or B-11	30" [760mm]	30" [760mm]	18" [460mm]	12" [305mm]
MCB3036A or B-11	30" [760mm]	36" [915mm]	18" [460mm]	12" [305mm]
MCB3121A or B-11	31" [790mm]	21" [535mm]	19" [480mm]	12" [305mm]



BI-VIEW

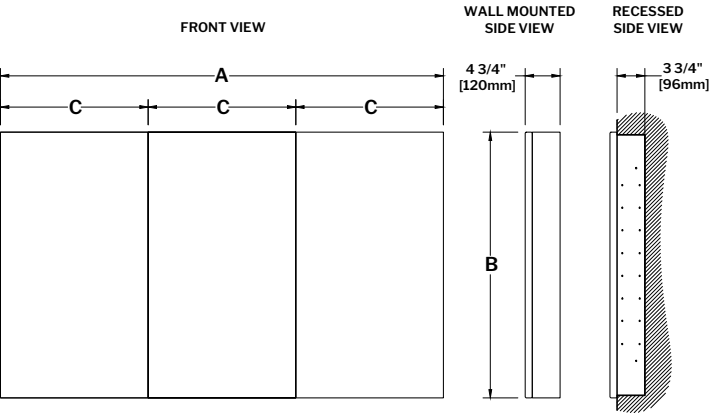


MODEL MCB3030A-11

TRI-VIEW TRIPLE PANEL MEDICINE CABINET

MODEL	DIMENSION	ROUGH OPENING SIZE FOR RECESSED	EDGES	*ADDITIONAL SHELVES PAGE 38	PRICE
MCT3630A-11	36" W x 30" H	35 3⁄8" W X 29 3⁄8" H X 3 3⁄4" D	Flat	MC-SHELF-36S, MC-SHELF-24/36L	\$1,082
MCT3630B-11	36" W x 30" H	35 3⁄8" W X 29 3⁄8" H X 3 3⁄4" D	1/2" Bevel	MC-SHELF-36S, MC-SHELF-24/36L	\$1,240
MCT3636A-11	36" W x 36" H	35 3⁄8" W X 35 3⁄8" H X 3 3⁄4" D	Flat	MC-SHELF-36S, MC-SHELF-24/36L	\$1,135
MCT3636B-11	36" W x 36" H	35 3⁄8" W X 35 3⁄8" H X 3 3⁄4" D	1/2" Bevel	MC-SHELF-36S, MC-SHELF-24/36L	\$1,301
MCT4830A-11	48" W x 30" H	47 3⁄8" W X 29 3⁄8" H X 3 3⁄4" D	Flat	MC-SHELF-48S, MC-SHELF-48L	\$1,173
MCT4830B-11	48" W x 30" H	47 3⁄8" W X 29 3⁄8" H X 3 3⁄4" D	1/2" Bevel	MC-SHELF-48S, MC-SHELF-48L	\$1,345
MCT4836A-11	48" W x 36" H	47 3⁄8" W X 35 3⁄8" H X 3 3⁄4" D	Flat	MC-SHELF-48S, MC-SHELF-48L	\$1,307
MCT4836B-11	48" W x 36" H	47 3⁄8" W X 35 3⁄8" H X 3 3⁄4" D	1/2" Bevel	MC-SHELF-48S, MC-SHELF-48L	\$1,497
MCT6030A-11	60" W x 30" H	59 3⁄8" W X 29 3⁄8" H X 3 3⁄4" D	Flat	MC-SHELF-60S, MC-SHELF-60L	\$1,326
MCT6030B-11	60" W x 30" H	59 3⁄8" W X 29 3⁄8" H X 3 3⁄4" D	1/2" Bevel	MC-SHELF-60S, MC-SHELF-60L	\$1,521
MCT6036A-11	60" W x 36" H	59 3⁄8" W X 35 3⁄8" H X 3 3⁄4" D	Flat	MC-SHELF-60S, MC-SHELF-60L	\$1,582
MCT6036B-11	60" W x 36" H	59 3⁄8" W X 35 3⁄8" H X 3 3⁄4" D	1/2" Bevel	MC-SHELF-60S, MC-SHELF-60L	\$1,815

*Additional Glass Shelves available, see page 38.
NOTE: Surface mount kit included for wall mounted installation.



MODEL	A	B	C
MCT3630A or B-11	36" [915mm]	30" [760mm]	12" [305mm]
MCT3636A or B-11	36" [915mm]	36" [915mm]	12" [305mm]
MCT4830A or B-11	48" [1220mm]	30" [760mm]	16" [405mm]
MCT4836A or B-11	48" [1220mm]	36" [915mm]	16" [405mm]
MCT6030A or B-11	60" [1525mm]	30" [760mm]	20" [510mm]
MCT6036A or B-11	60" [1525mm]	36" [915mm]	20" [510mm]



FLAT

1/2" BEVEL

Tolerance on dimensions: ± 1/8" (3mm) US | 2023-2024

TRI-VIEW



MODEL MCT4830A-11

ADDITIONAL GLASS SHELVES

5
year limited
warranty

ADDITIONAL SHELVES FOR SINGLE VIEW & BI-VIEW UNITS

Single view and bi-view units use one long shelf.

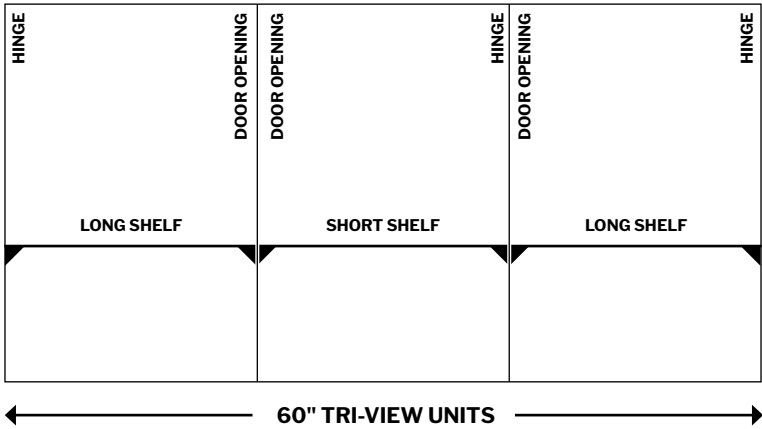
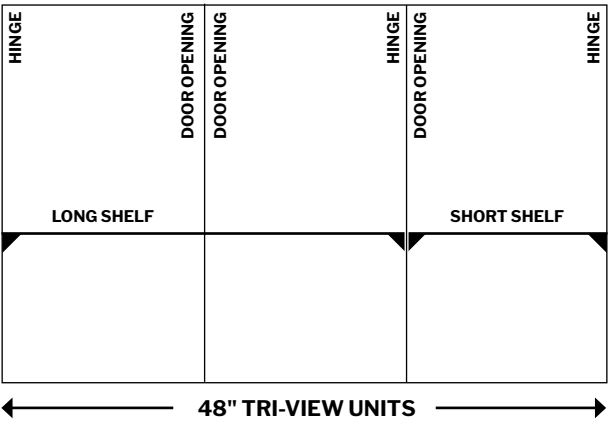
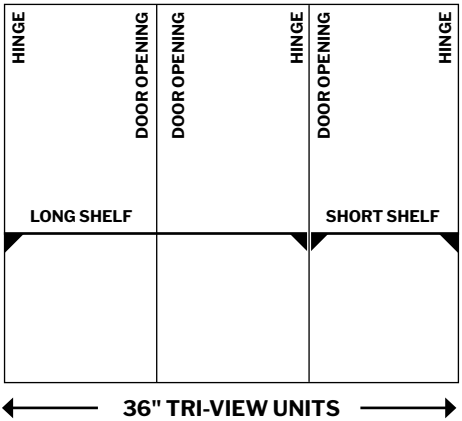
MODEL	DIMENSIONS L x D	PRICE
MC-SHELF-15	13 3⁄8" x 3 1⁄2" 339mm x 90mm	\$25
MC-SHELF-24/36L	22 3⁄8" x 3 1⁄2" 568mm x 90mm	\$36
MC-SHELF-25	23 3⁄8" x 3 1⁄2" 594mm x 90mm	\$36
MC-SHELF-30	28 3⁄8" x 3 1⁄2" 720mm x 90mm	\$45
MC-SHELF-31	29 3⁄8" x 3 1⁄2" 745mm x 90mm	\$45

ADDITIONAL SHELVES FOR TRI-VIEW UNITS

Tri-view units use long & short shelves.
See below for arrangements.

MODEL	DIMENSIONS L x D	PRICE
MC-SHELF-36S	11 3⁄16" x 3 1⁄2" 284mm x 90mm	\$24
MC-SHELF-24/36L	22 3⁄8" x 3 1⁄2" 568mm x 90mm	\$36
MC-SHELF-48S	15 3⁄16" x 3 1⁄2" 385mm x 90mm	\$26
MC-SHELF-48L	30 1⁄4" x 3 1⁄2" 769mm x 90mm	\$46
MC-SHELF-60S	18 1⁄4" x 3 1⁄2" 464mm x 90mm	\$30
MC-SHELF-60L	19 3⁄16" x 3 1⁄2" 487mm x 90mm	\$30

Code example:
36S = short shelf for 36" wide unit.
36L = long shelf for 36" wide unit.




Tolerance on dimensions: ± 1/8" (3mm)



luna
LED
MEDICINE CABINETS

When you need extra storage space, Fleurco's LED medicine cabinets are the perfect solution. Energy-efficient LED bright white light is suitable for makeup application & shaving.

FEATURES + BENEFITS



3800K BRIGHT WHITE LIGHT

Kelvin (K) is a unit of measurement used to describe the hue of a specific light source. This is not necessarily related to the heat output of the light source but rather the color of the light output. Kelvin values below 3500K will have a warmer, yellowish hue. Values between 3500K and 4500K will be in the white hue range. All values higher than 4500K will tend to have a more bluish hue. The prominence of the hues will increase as the values move away from the white hue's range. Daylight typically falls into the 5000-6000K range.

Lumens (lm) is the measure of the total quantity of visible light emitted by a source.

- NEW & UPGRADED electrical components
- USB / USB-C ports included (excluding Halo Tall View)
- Metal ON/OFF touch switch with dimmer
- 2 tamper resistant and GFCI outlets
- Soft-close door with Blum® hinges
- Energy-efficient LED bright white light
- 8mm, ultra clear adjustable glass shelves
- Interior & exterior mirrors
- Copper-free mirror
- Sandblasted aluminum body
- Wall mounted or recessed installation (surface mount kit included)

HALO SINGLE VIEW

SINGLE PANEL MEDICINE CABINET

5
year limited
warranty

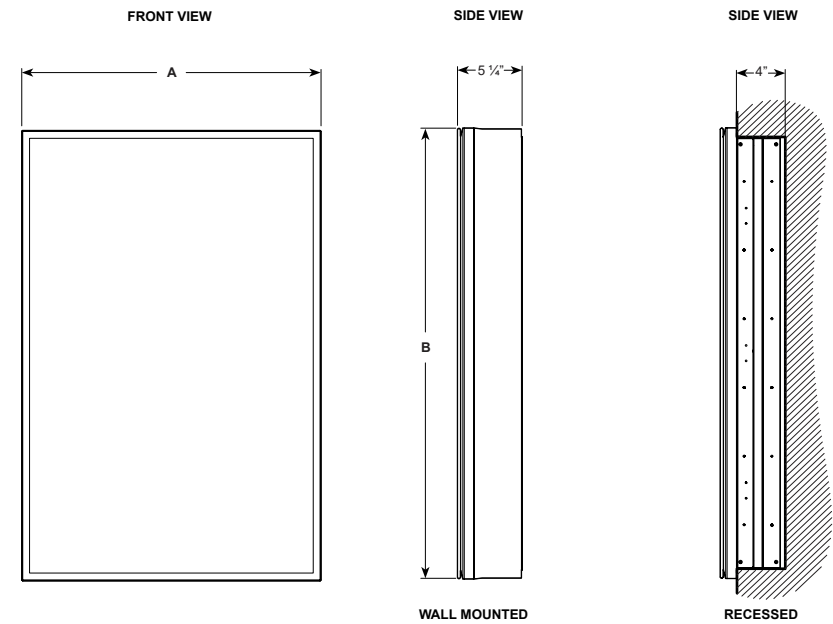
luna

MODEL	CABINET SIZE	ROUGH OPENING SIZE FOR RECESSED	FINISH	PRICE
MCHS1930-14	19" W x 30" H	18 ¾" W x 29 ½" H x 4" D	Sandblasted Aluminum	\$1,375
MCHS1936-14	19" W x 36" H	18 ¾" W x 35 ½" H x 4" D	Sandblasted Aluminum	\$1,570
MCHS2430-14	24" W x 30" H	24 ½" W x 29 ½" H x 4" D	Sandblasted Aluminum	\$1,512
MCHS2436-14	24" W x 36" H	24 ½" W x 35 ½" H x 4" D	Sandblasted Aluminum	\$1,751

Additional glass shelves available, see page 50.

TECHNICAL SPECS

MODEL	LUMENS RANGE	KELVIN	WATTS	INPUT
MCHS1930-14	0-1340 lm	CCT 3800 K	21.5W	120V AC, 50/60Hz
MCHS1936-14	0-1510 lm	CCT 3800 K	23W	120V AC, 50/60Hz
MCHS2430-14	0-1510 lm	CCT 3800 K	23W	120V AC, 50/60Hz
MCHS2436-14	0-1690 lm	CCT 3800 K	25W	120V AC, 50/60Hz



NEW & UPGRADED ELECTRICAL COMPONENTS




MODEL	A	B
MCHS1930-14	19" [483mm]	30 ¾" [772mm]
MCHS1936-14	19" [483mm]	36 ¾" [924mm]
MCHS2430-14	24 ¾" [619mm]	30 ¾" [772mm]
MCHS2436-14	24 ¾" [619mm]	36 ¾" [924mm]

Tolerance on dimensions: ± 1/8" (3mm)



US | 2023-2024

HALO SINGLE VIEW



MODEL MCHS2436-14

FLEURCO™ www.fleurco.com

HALO BI-VIEW

DOUBLE PANEL MEDICINE CABINET

5
year limited
warranty

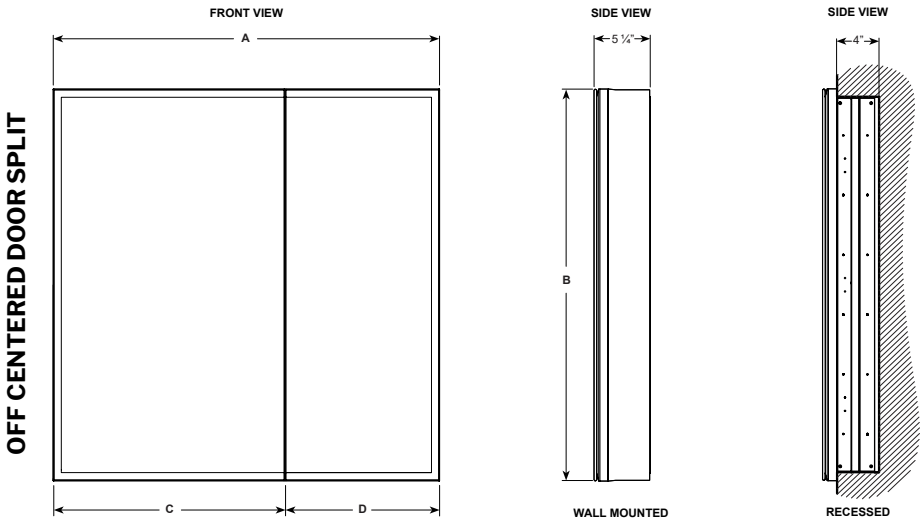
luna

MODEL	CABINET SIZE	ROUGH OPENING SIZE FOR RECESSED	DOOR SPLIT	FINISH	PRICE
MCHB3030-14	30" W x 30" H	30 1/8" W x 29 1/2" H x 4" D	Off center	Sandblasted Aluminum	\$1,875
MCHB3036-14	30" W x 36" H	30 1/8" W x 35 1/2" H x 4" D	Off center	Sandblasted Aluminum	\$2,225

Additional glass shelves available, see page 50.

TECHNICAL SPECS

MODEL	LUMENS RANGE	KELVIN	WATTS	INPUT
MCHB3030-14	0-1690 lm	CCT 3800 K	25W	120V AC, 50/60Hz
MCHB3036-14	0-1840 lm	CCT 3800 K	27W	120V AC, 50/60Hz



NEW & UPGRADED
ELECTRICAL COMPONENTS



USB / USB-C ports
included



Metal ON/OFF touch
switch with dimmer



2 tamper resistant &
GFCI outlets

MODEL	A	B	C	D
MCHB3030-14	30 3/8" [772mm]	30 3/8" [772mm]	18 1/4" [464mm]	12 1/8" [308mm]
MCHB3036-14	30 3/8" [772mm]	36 3/8" [924mm]	18 1/4" [464mm]	12 1/8" [308mm]

Tolerance on dimensions: ± 1/8" (3mm)



HALO BI-VIEW



MODEL MCHB3036-14



FLEURCO™ www.fleurco.com

HALO TRI-VIEW

TRIPLE PANEL MEDICINE CABINET

5
year limited
warranty

luna

MODEL	CABINET SIZE	ROUGH OPENING SIZE FOR RECESSED	FINISH	PRICE
MCHT3030-14	30" W x 30" H	30 1/8" W x 29 1/2" H x 4" D	Sandblasted Aluminum	\$2,190
MCHT3036-14	30" W x 36" H	30 1/8" W x 35 1/2" H x 4" D	Sandblasted Aluminum	\$2,252
MCHT3630-14	36" W x 30" H	36 1/8" W x 29 1/2" H x 4" D	Sandblasted Aluminum	\$2,252
MCHT3636-14	36" W x 36" H	36 1/8" W x 35 1/2" H x 4" D	Sandblasted Aluminum	\$2,747
MCHT4830-14	48" W x 30" H	48 1/8" W x 29 1/2" H x 4" D	Sandblasted Aluminum	\$2,501
MCHT4836-14	48" W x 36" H	48 1/8" W x 35 1/2" H x 4" D	Sandblasted Aluminum	\$3,023
MCHT6030-14	60" W x 30" H	59 3/4" W x 29 1/2" H x 4" D	Sandblasted Aluminum	\$2,877
MCHT6036-14	60" W x 36" H	59 3/4" W x 35 1/2" H x 4" D	Sandblasted Aluminum	\$3,431

Additional glass shelves available, see page 50.

TECHNICAL SPECS

MODEL	LUMENS RANGE	KELVIN	WATTS	INPUT
MCHT3030-14	0-1690 lm	CCT 3800 K	25W	120V AC, 50/60Hz
MCHT3036-14	0-1840 lm	CCT 3800 K	27W	120V AC, 50/60Hz
MCHT3630-14	0-1840 lm	CCT 3800 K	27W	120V AC, 50/60Hz
MCHT3636-14	0-2000 lm	CCT 3800 K	29W	120V AC, 50/600Hz
MCHT4830-14	0-2170 lm	CCT 3800 K	31W	120V AC, 50/60Hz
MCHT4836-14	0-2340 lm	CCT 3800 K	33W	120V AC, 50/60Hz
MCHT6030-14	0-2500 lm	CCT 3800 K	35W	120V AC, 50/60Hz
MCHT6036-14	0-2650 lm	CCT 3800 K	38W	120V AC, 50/60Hz

NEW & UPGRADED ELECTRICAL COMPONENTS



USB / USB-C ports
included

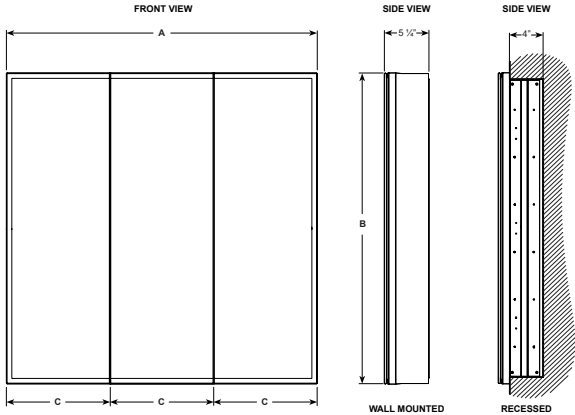


Metal ON/OFF touch
switch with dimmer



2 tamper resistant &
GFCI outlets

MODEL	A	B	C
MCHT3030-14	30 3/8" [772mm]	30 3/8" [772mm]	10 1/8" [257mm]
MCHT3036-14	30 3/8" [772mm]	36 3/8" [924mm]	10 1/8" [257mm]
MCHT3630-14	36 3/8" [924mm]	30 3/8" [772mm]	12 1/8" [308mm]
MCHT3636-14	36 3/8" [924mm]	36 3/8" [924mm]	12 1/8" [308mm]
MCHT4830-14	48 3/8" [1229mm]	30 3/8" [772mm]	16 1/8" [410mm]
MCHT4836-14	48 3/8" [1229mm]	36 3/8" [924mm]	16 1/8" [410mm]
MCHT6030-14	60" [1524mm]	30 3/8" [772mm]	20" [508mm]
MCHT6036-14	60" [1524mm]	36 3/8" [924mm]	20" [508mm]




Tolerance on dimensions: ± 1/8" (3mm)



US | 2023-2024

HALO TRI-VIEW



MODEL MCHT3636-14



FLEURCO™ www.fleurco.com

HALO TALL VIEW

SINGLE PANEL MEDICINE CABINET

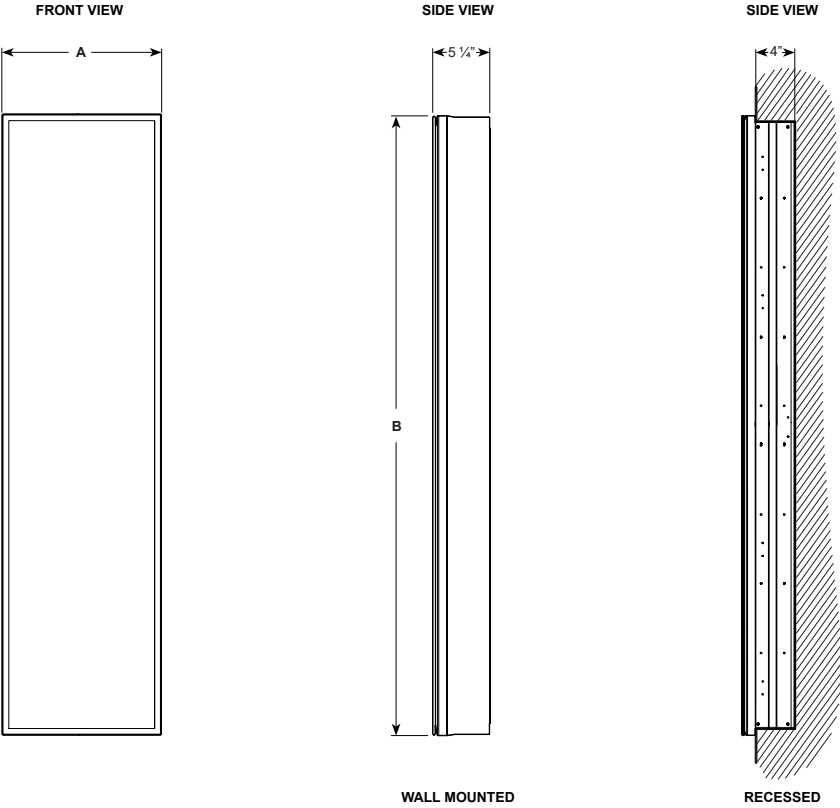
5
year limited
warranty

MODEL	CABINET SIZE	ROUGH OPENING SIZE FOR RECESSED	FINISH	PRICE
MCHS1560-14	15" W x 60" H	14 3⁄4" W x 59 1⁄8" H x 4" D	Sandblasted Aluminum	\$2,000

Additional glass shelves available, see page 50.

TECHNICAL SPECS

MODEL	LUMENS RANGE	KELVIN	WATTS	INPUT
MCHS1560-14	0-2050 lm	CCT 3800 K	30W	120V AC, 50/60Hz



NEW & UPGRADED ELECTRICAL COMPONENTS



Metal ON/OFF touch
switch with dimmer



2 tamper resistant &
GFCI outlets

MODEL	A	B
MCHS1560-14	15" [381mm]	60" [1524mm]

Tolerance on dimensions: ± 1/8" (3mm)



HALO TALL VIEW

luna



MODEL MCHS1560-14

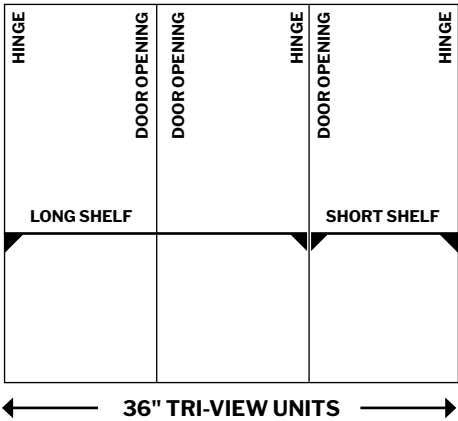
ADDITIONAL GLASS SHELVES

ADDITIONAL SHELVES FOR
SINGLE VIEW & BI-VIEW UNITS

Single view and bi-view units use one long shelf.

MODEL	DIMENSIONS L x D	PRICE
MCH-SHELF-15	13 3⁄8" x 3 1⁄2" 341mm x 87mm	\$21
MCH-SHELF-19	17 3⁄8" x 3 1⁄2" 442mm x 87mm	\$24
MCH-SHELF-24	22 7⁄8" x 3 1⁄2" 578mm x 87mm	\$34
MCH-SHELF-30	28 7⁄8" x 3 1⁄2" 731mm x 87mm	\$43

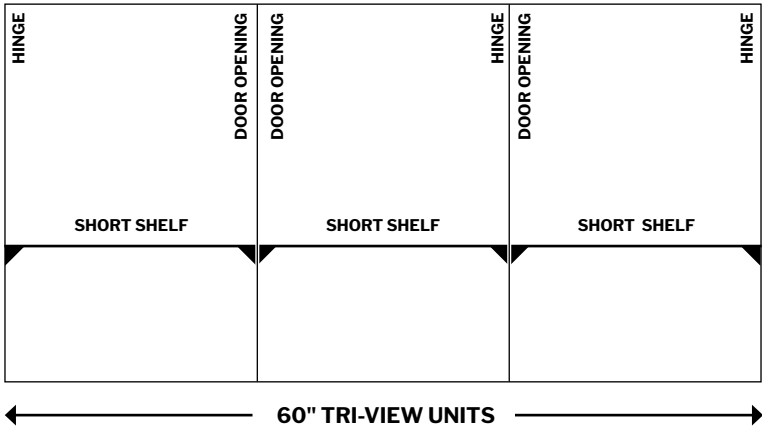
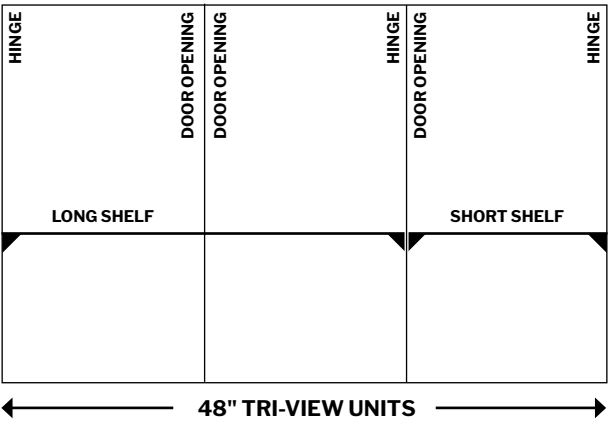
Code example:
36S = short shelf for 36" wide unit.
36L = long shelf for 36" wide unit.



ADDITIONAL SHELVES FOR
TRI-VIEW UNITS

Tri-view units use long & short shelves.
See below for arrangements.

MODEL	DIMENSIONS L x D	PRICE
MCH-SHELF-30S	9" x 3 1⁄2" 228mm x 87mm	\$16
MCH-SHELF-30L	19" x 3 1⁄2" 480mm x 87mm	\$24
MCH-SHELF-36S	11" x 3 1⁄2" 279mm x 87mm	\$17
MCH-SHELF-36L	23" x 3 1⁄2" 579mm x 87mm	\$34
MCH-SHELF-48S	15" x 3 1⁄2" 381mm x 87mm	\$21
MCH-SHELF-48L	31" x 3 1⁄2" 787mm x 87mm	\$45
MCH-SHELF-60	19" x 3 1⁄2" 479mm x 87mm	\$24



Tolerance on dimensions: ± 1/8" (3mm)

US | 2023-2024



This modern, solid surface line celebrates the art of options with choices such as countertop style, backsplash, apron, and frame styles. These options will allow you to truly build your own vanity to your exact needs. 3 sizes available and integrated shelf. Towel bar also included on STAK Trio model.

FEATURES + BENEFITS



LUNA TOWER DISPLAY



STEP 1: ORDER DISPLAY

White: DSP-LUNA-STAK

STEP 2: ORDER VANITIES

Choose up to 4 vanities. Refer to pages 54-59.

WALL	VANITY SIZE
A	39"
B	24"
C	32"
D	24"

OPTIONAL: Refer to page 60 for decorative drains & pipes.

STEP 3: ORDER LUNA MIRROR OF CHOICE

Refer to LED Mirrors section, Medicine Cabinets section, or LED Medicine Cabinets section. You must choose a mirror size to match the vanity or wall size.

Contact customer service for more information.

STAK FLOATING COUNTERTOP

5
year limited
warranty

COUNTERTOP WITH APRON

MODEL	SIZE	FINISH	SINK SHAPE	PRICE
LVSTB24-AP-RD-18	23 5/8" W x 18 7/8" D x 6" H	Matte White	Round	\$705
LVSTB24-AP-SQ-18	23 5/8" W x 18 7/8" D x 6" H	Matte White	Square	\$730
LVSTB32-AP-RD-18	31 1/2" W x 18 7/8" D x 6" H	Matte White	Round	\$862
LVSTB32-AP-SQ-18	31 1/2" W x 18 7/8" D x 6" H	Matte White	Square	\$893
LVSTB39-AP-RD-18	39 3/8" W x 18 7/8" D x 6" H	Matte White	Round	\$965
LVSTB39-AP-SQ-18	39 3/8" W x 18 7/8" D x 6" H	Matte White	Square	\$996



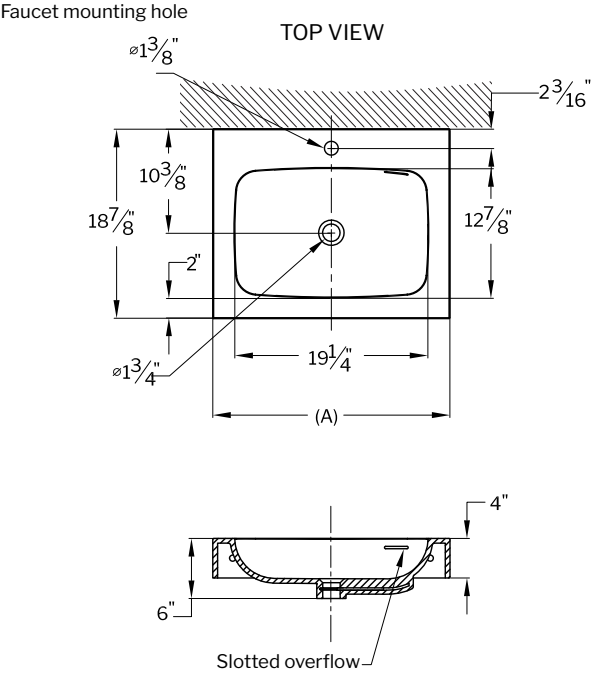
Countertop with apron & round sink



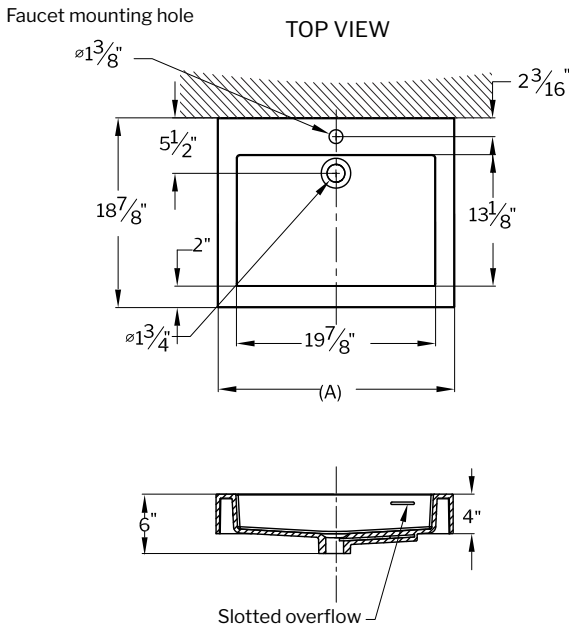
Countertop with apron & Square sink

Suggested installation height between 30" - 36" range.
Mounting hardware kit included.
For optional drains & pipes, see page 60.

COUNTERTOP WITH APRON – ROUND SINK



COUNTERTOP WITH APRON – SQUARE SINK



MODEL	A
LVSTB24	23 5/8" (600mm)
LVSTB32	31 1/2" (800mm)
LVSTB39	39 3/8" (1000mm)

Tolerance on dimensions: ± 1/8" (3 mm)



US | 2023-2024

STAK FLOATING COUNTERTOP

luna



MODEL LVSTB39-AP-RD-18

FLEURCO™ www.fleurco.com

STAK WALL-MOUNTED FRAME & COUNTERTOP (WITH SOLID SURFACE SHELF)

5
year limited
warranty

COUNTERTOP WITH APRON

MODEL	SIZE	FINISH	SINK SHAPE	PRICE
LVSTB24-AP-RD-18	23 5/8" W x 18 7/8" D x 6" H	Matte White	Round	\$705
LVSTB24-AP-SQ-18	23 5/8" W x 18 7/8" D x 6" H	Matte White	Square	\$730
LVSTB32-AP-RD-18	31 1/2" W x 18 7/8" D x 6" H	Matte White	Round	\$862
LVSTB32-AP-SQ-18	31 1/2" W x 18 7/8" D x 6" H	Matte White	Square	\$893
LVSTB39-AP-RD-18	39 3/8" W x 18 7/8" D x 6" H	Matte White	Round	\$965
LVSTB39-AP-SQ-18	39 3/8" W x 18 7/8" D x 6" H	Matte White	Square	\$996

Countertop with apron — round sink



Countertop with apron — Square sink



COUNTERTOP WITHOUT APRON

MODEL	SIZE	FINISH	SINK SHAPE	PRICE
LVSTB24-RD-18	23 5/8" W x 18 7/8" D x 6" H	Matte White	Round	\$594
LVSTB24-SQ-18	23 5/8" W x 18 7/8" D x 6" H	Matte White	Square	\$619
LVSTB32-RD-18	31 1/2" W x 18 7/8" D x 6" H	Matte White	Round	\$728
LVSTB32-SQ-18	31 1/2" W x 18 7/8" D x 6" H	Matte White	Square	\$753
LVSTB39-RD-18	39 3/8" W x 18 7/8" D x 6" H	Matte White	Round	\$814
LVSTB39-SQ-18	39 3/8" W x 18 7/8" D x 6" H	Matte White	Square	\$839

Countertop without apron — round sink



Countertop without apron — Square sink



+ FRAME

You must choose a frame size that matches your chosen countertop size.

MODEL	SIZE	FINISH	PRICE
LVSTF24-WM33-SH18	23 5/8" W x 18 7/8" D x 14 7/8" H	Matte Black frame Matte White shelf	\$719
LVSTF24-WM12-SH18	23 5/8" W x 18 7/8" D x 14 7/8" H	NEW Brushed Gold frame Matte White shelf	\$871
LVSTF32-WM33-SH18	31 1/2" W x 18 7/8" D x 14 7/8" H	Matte Black frame Matte White shelf	\$817
LVSTF32-WM12-SH18	31 1/2" W x 18 7/8" D x 14 7/8" H	NEW Brushed Gold frame Matte White shelf	\$984
LVSTF39-WM33-SH18	39 3/8" W x 18 7/8" D x 14 7/8" H	Matte Black frame Matte White shelf	\$913
LVSTF39-WM12-SH18	39 3/8" W x 18 7/8" D x 14 7/8" H	NEW Brushed Gold frame Matte White shelf	\$1,094



Suggested installation height between 30" - 36" range.

Mounting hardware kit included.

For optional drains & pipes, see page 60.

For dimension specifications and overall dimensions of assembled product, see page 61.




US | 2023-2024

STAK WALL-MOUNTED FRAME & COUNTERTOP (WITH SOLID SURFACE SHELF)

luna

NEW!
BRUSHED GOLD
FINISH



MODEL LVSTB32-SQ-18
+ LVSTF32-WM33-SH18



MODEL LVSTB32-AP-SQ-18
+ LVSTF32-WM12-SH18

FLEURCO™ www.fleurco.com

STAK trio FREESTANDING FRAME & COUNTERTOP (WITH SOLID SURFACE SHELF)

5
year limited
warranty

COUNTERTOP WITH APRON

MODEL	SIZE	FINISH	SINK SHAPE	PRICE
LVSTB24-AP-RD-18	23 5/8" W x 18 7/8" D x 6" H	Matte White	Round	\$705
LVSTB24-AP-SQ-18	23 5/8" W x 18 7/8" D x 6" H	Matte White	Square	\$730
LVSTB32-AP-RD-18	31 1/2" W x 18 7/8" D x 6" H	Matte White	Round	\$862
LVSTB32-AP-SQ-18	31 1/2" W x 18 7/8" D x 6" H	Matte White	Square	\$893
LVSTB39-AP-RD-18	39 3/8" W x 18 7/8" D x 6" H	Matte White	Round	\$965
LVSTB39-AP-SQ-18	39 3/8" W x 18 7/8" D x 6" H	Matte White	Square	\$996

OPTIONAL BACKSPLASH (TRIO MODEL ONLY)

MODEL	SIZE	FINISH	PRICE
LVSTSPL24-18	23 5/8" W x 3/4" D x 8" H	Matte White	\$146
LVSTSPL32-18	31 1/2" W x 3/4" D x 8" H	Matte White	\$188
LVSTSPL39-18	39 3/8" W x 3/4" D x 8" H	Matte White	\$230

Backsplash designed to complement countertops with aprons only. In the event the Trio frame cannot be pushed against the wall due to existing wall mouldings, the backsplash can be added to the countertop to fill a 1/2" gap. Call customer service for more information.

COUNTERTOP WITHOUT APRON*

MODEL	SIZE	FINISH	SINK SHAPE	PRICE
LVSTB24-RD-18	23 5/8" W x 18 7/8" D x 6" H	Matte White	Round	\$594
LVSTB24-SQ-18	23 5/8" W x 18 7/8" D x 6" H	Matte White	Square	\$619
LVSTB32-RD-18	31 1/2" W x 18 7/8" D x 6" H	Matte White	Round	\$728
LVSTB32-SQ-18	31 1/2" W x 18 7/8" D x 6" H	Matte White	Square	\$753
LVSTB39-RD-18	39 3/8" W x 18 7/8" D x 6" H	Matte White	Round	\$814
LVSTB39-SQ-18	39 3/8" W x 18 7/8" D x 6" H	Matte White	Square	\$839

*Finished height for frame & countertop without apron is 31 1/2"

+ FRAME


You must choose a frame size that matches your chosen countertop size.

MODEL	SIZE	FINISH	PRICE
LVSTF24-FS33-SH18	23 5/8" W x 18 7/8" D x 31" H	Matte Black frame Matte White shelf	\$983
LVSTF24-FS12-SH18	23 5/8" W x 18 7/8" D x 31" H	NEW Brushed Gold frame Matte White shelf	\$1,207
LVSTF32-FS33-SH18	31 1/2" W x 18 7/8" D x 31" H	Matte Black frame Matte White shelf	\$1,090
LVSTF32-FS12-SH18	31 1/2" W x 18 7/8" D x 31" H	NEW Brushed Gold frame Matte White shelf	\$1,329
LVSTF39-FS33-SH18	39 3/8" W x 18 7/8" D x 31" H	Matte Black frame Matte White shelf	\$1,200
LVSTF39-FS12-SH18	39 3/8" W x 18 7/8" D x 31" H	NEW Brushed Gold frame Matte White shelf	\$1,454

Countertop with apron — round sink



Countertop with apron — Square sink




Note: The seam between the backsplash and the countertop will be visible from the sides.

Countertop without apron — round sink



Countertop without apron — Square sink



US | 2023-2024

STAK
trio

FREESTANDING
FRAME & COUNTERTOP (WITH SOLID SURFACE SHELF)

luna

NEW!
BRUSHED GOLD
FINISH



MODEL LVSTB39-SQ-18
+ LVSTF39-FS33-SH18

MODEL LVSTB39-AP-SQ-18
+ LVSTF39-FS12-SH18

FLEURCO™ www.fleurco.com

OPTIONAL DRAINS & PIPES

STAK SPECIFICATIONS
duo WALL-MOUNT FRAME & COUNTERTOP

DRAINS

MODEL	DESCRIPTION	PRICE
VAN-DRAIN-11	Lavatory Drain with Drain Plug / Cast Brass / 20 Gauge 1 ¼" x 4" Tailpipe / Chrome	\$197
VAN-DRAIN-25	Lavatory Drain with Drain Plug / Cast Brass / 20 Gauge 1 ¼" x 4" Tailpipe / Brushed Nickel	\$216
VAN-DRAIN-33	Lavatory Drain with Drain Plug / Cast Brass / 20 Gauge 1 ¼" x 4" Tailpipe / Matte Black	\$216

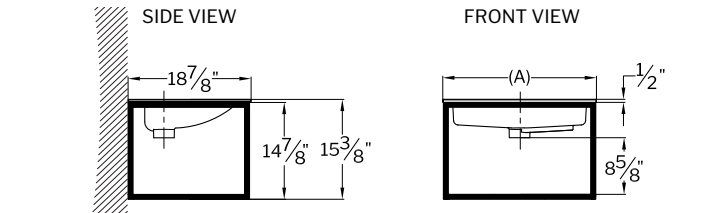
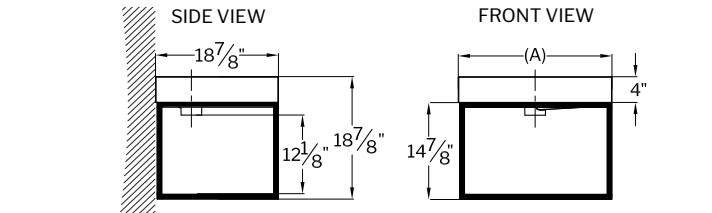
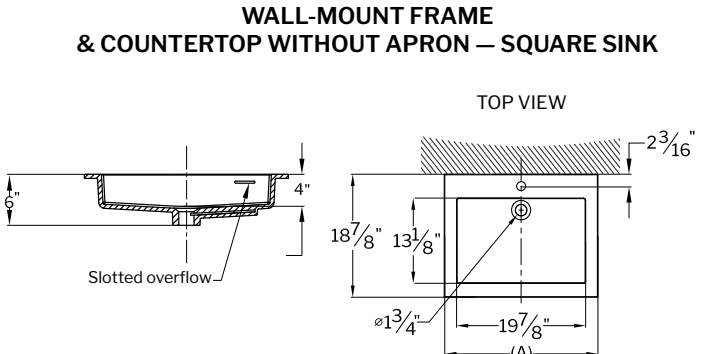
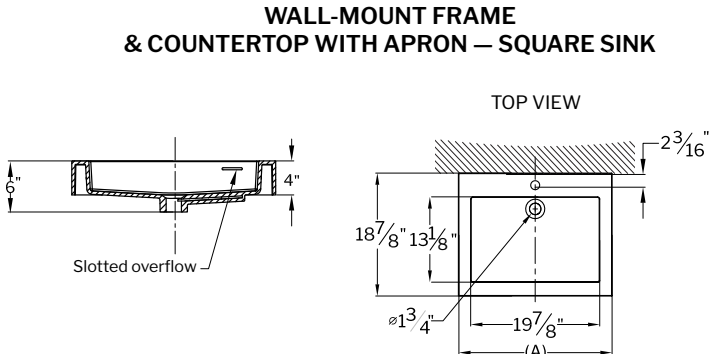
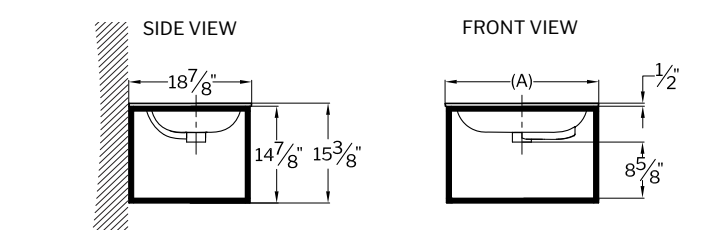
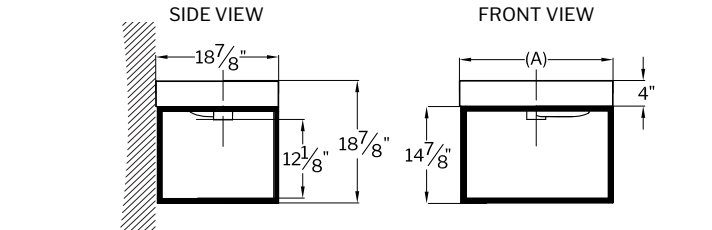
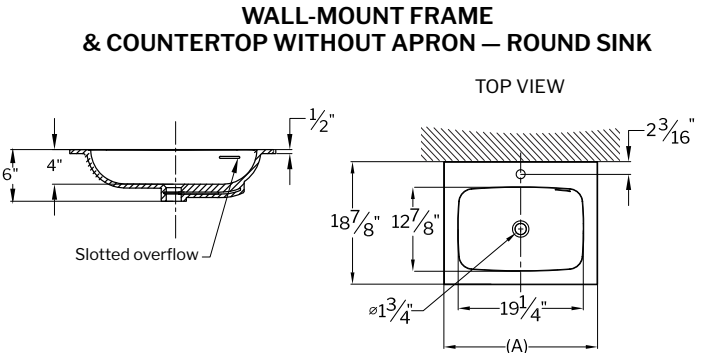
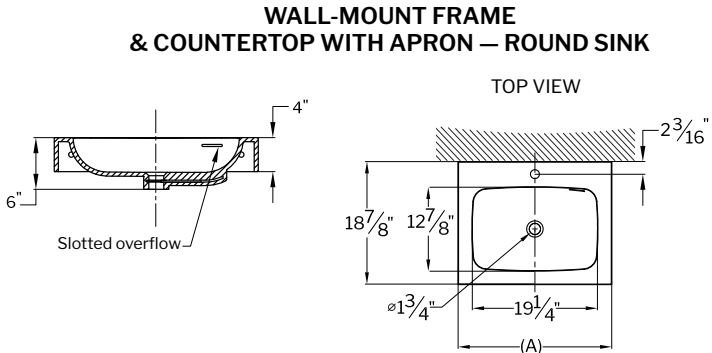
Certified for North America. Please check for compliance with regional regulations.



DECORATIVE PIPES

MODEL	DESCRIPTION	PRICE
VAN-PTRAP-11	Lavatory 1 ¼" Ground Joint P-Trap / 17 Gauge Brass / Chrome	\$100
VAN-PTRAP-25	Lavatory 1 ¼" Ground Joint P-Trap / 17 Gauge Brass / Brushed Nickel	\$198
VAN-PTRAP-33	Lavatory 1 ¼" Ground Joint P-Trap / 17 Gauge Brass / Matte Black	\$198
VAN-BOTTRAP-11	Lavatory Bottle Trap 1 ¼" / 17 Gauge Tubular Brass / Chrome	\$197
VAN-BOTTRAP-25	Lavatory Bottle Trap 1 ¼" / 17 Gauge Tubular Brass / Brushed Nickel	\$216
VAN-BOTTRAP-33	Lavatory Bottle Trap 1 ¼" / 17 Gauge Tubular Brass / Matte Black	\$216

Certified for North America. Please check for compliance with regional regulations.



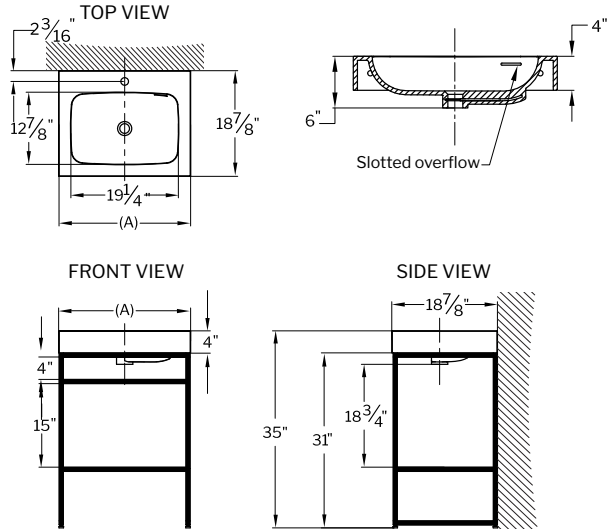
MODEL	A
LVSTB24	23 5/8" (600mm)
LVSTB32	31 1/2" (800mm)
LVSTB39	39 3/8" (1000mm)

Tolerance on dimensions: ± 1/8" (3 mm)

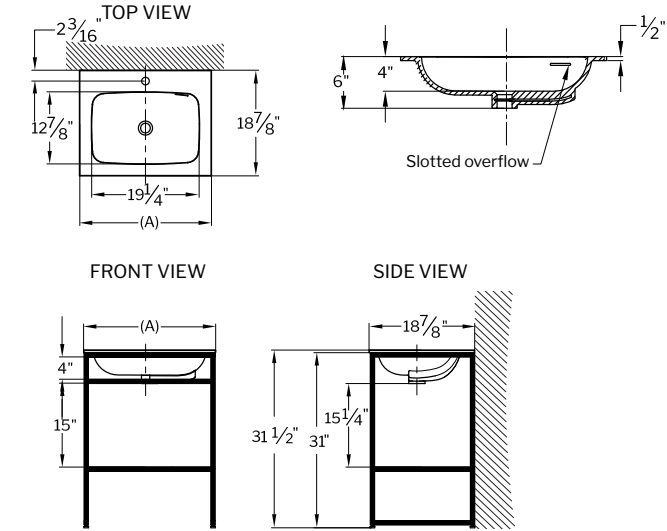
STAK SPECIFICATIONS

trio FREESTANDING FRAME & COUNTERTOP

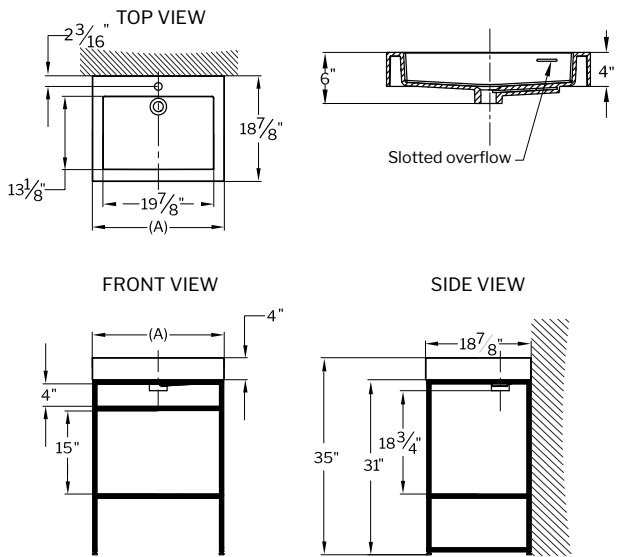
FREESTANDING FRAME & COUNTERTOP WITH APRON – ROUND SINK



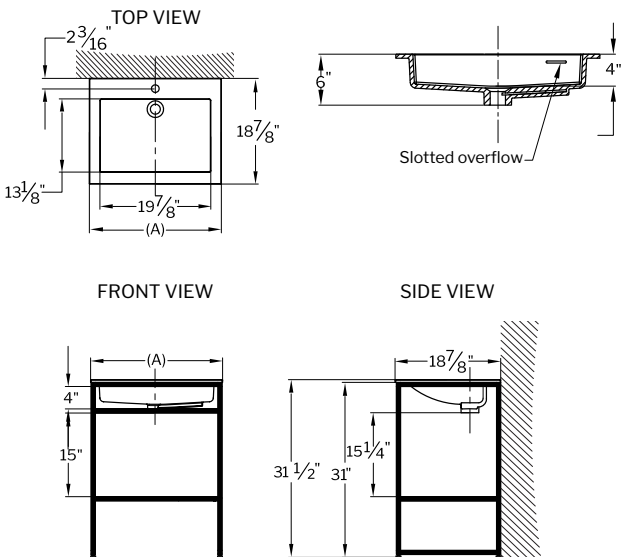
FREESTANDING FRAME & COUNTERTOP WITHOUT APRON – ROUND SINK



FREESTANDING FRAME & COUNTERTOP WITH APRON – SQUARE SINK



FREESTANDING FRAME & COUNTERTOP WITHOUT APRON – SQUARE SINK



MODEL	A
LVSTB24	23 5/8" (600mm)
LVSTB32	31 1/2" (800mm)
LVSTB39	39 3/8" (1000mm)

Tolerance on dimensions: ± 1/8" (3 mm)

LIMITED PRODUCT WARRANTY

This limited warranty is valid for the original end-used purchaser/consumer (herein, the “original purchaser”) only and may not be transferred or assigned.

The original purchaser must carefully read and retain a copy of this warranty together with the original installation manual for the limited warranty purposes. If the original purchaser has not received a copy of the installation manual, it may be obtained online at www.fleurco.com or by contacting Fleurco Products Inc. at 1-800-993-0033.

Fleurco Products Inc. (“Fleurco”) warrants all shower doors composed primarily of tempered glass¹, PVC seals, aluminum, stainless steel and/or brass, and its Microtek® repellant coating, as well as all acrylic shower bases and tubs composed primarily of acrylic sheet and fiberglass, to be free from defects in material and workmanship under normal use and maintenance for a period of ten (10) years from the original date of purchase.

Fleurco warrants all lighted mirrors and LED medicine cabinets composed primarily of glass, aluminum and electric components, medicine cabinets, polymarble textured bases, bathroom accessories and vanities, as well as all solid surface tubs, to be free from defects in material and workmanship under normal use and maintenance for a period of years (5) years from the original date of purchase.

The limited product warranty for Fibo by Fleurco Wall Systems is available at www.fleurco.com/fibo.

Fleurco warrants its SEKUR+ (Shatter Retention Technology) film to be free from defects in material and workmanship under normal use and maintenance for a period of years (5) years from the original date of purchase.

The above-mentioned products are collectively referred to as, the “Products” and individually referred to as, a “Product” for the purposes hereof.

If used in commercial units, Fleurco warrants the Products to be free from defects in material and workmanship under normal use and maintenance for a period of one (1) year from the original date of installation.

To the maximum extent permitted under applicable law, no other representation or warranty, expressed or implied, legal or otherwise is given or made by Fleurco regarding the Products.

It is the original purchaser's obligation to verify that the Product is exempt from any defect prior to its installation.

For any claims under this limited warranty, the original purchaser is required to follow the warranty claim procedure provided for below.

Acts Invalidating Limited Warranty

This limited warranty does not apply to:

1. Products purchased from unauthorized Fleurco distributors or resellers;
2. Products relocated after initial installation;
3. Products which are modified and/or combined with products manufactured or supplied by others, including but not limited to shading devices (eg tinting, security films, or glazings);
4. Products which have defects or damage which result from improper installation, negligence or accidents, or any act of God including those that take place underground including natural settlement of the structure;
5. Products which are damaged or deteriorated due to incorrect operating procedures and/or misuse and/or improper maintenance;
6. Products which have been installed contrary to Fleurco's printed installation manual;
7. Products which have been subjected to alteration and/or modification;
8. Products which have been exposed to chemicals and/or abrasive products;
9. Stained Products resulting from hard water, ferrous water or salty water; and
10. Products used on structures for which it was not designed.

To avoid improper installation/maintenance and consequently prevent potential Product breakage or damage leading to personal injuries, property damage, death, or invalidation of the limited warranty set forth herein, Fleurco recommends that its products be installed by an experienced professional in bathroom products installation.

Products that fall outside of the limited warranty provided herein remain the sole responsibility of the original purchaser without any recourse against Fleurco.

Limited Warranty Performance

In the event of any defective Product covered under this limited warranty, Fleurco will only be obligated, at Fleurco's sole option, to repair the defective part or unit of the Product or to furnish a new or rebuilt part or unit of the Product of equivalent value in exchange for the part or unit of the Product that is defective. All labour costs related to any replacement Products shall be at the cost of the original purchaser. Fleurco's aggregate liability hereunder shall be limited to the lesser of the suggested manufacturer's retail price of the Product at the moment of Purchase by the original purchaser and the actual purchase price paid for the Product by the original purchaser. Furthermore, Fleurco will not be responsible for the cost of repairs or replacement of installation materials such as tiles, marble, vanities, etc. and the labour costs related thereto.

To acquire further assistance and/or obtain warranty service, follow the instructions for the Limited Warranty Claim Form that are available online at www.fleurco.com/warranty. All limited warranty service requests must be accompanied by the original purchase receipt. Fleurco must receive the written notice within fifteen (15) days of the time the Product defect is discovered. Upon the acceptance of a warranty claim by Fleurco, Fleurco will advise the original purchaser of the corrective action, if any, that will be undertaken by Fleurco. If requested by Fleurco, the original purchaser must return any defective Product that Fleurco has agreed to replace in its original packaging (at the cost of the original purchaser).

In order for this limited warranty to be valid, the Product and its components must be accessible for on-site inspection by a representative appointed by Fleurco.

Disclaimer

To the maximum extent permitted under applicable law, Fleurco expressly disclaims and excludes any liability for consequential, special, or incidental damage nor for damage caused or resulting from fortuitous event, loss of time, loss of use, inconvenience, unnecessary expenses, labour, material or other costs with respect to the application of this limited warranty or with respect to the removal or replacement of a defective Product. Under no circumstances shall Fleurco or any of its representatives be held liable for corporeal/personal injuries to any person or damage to any property however arising. All warranties are limited to the applicable statute of limitations/prescription periods, but in no case will they extend beyond the time periods set forth herein. The remedies provided for herein shall be limited to repair or replacement of the Product provided by this limited warranty and is the exclusive remedy with respect to any loss or damage. **THERE ARE NO WARRANTIES, EXPRESS OR IMPLIED, WHICH EXTEND BEYOND THE DESCRIPTION SET FORTH HEREIN AND ANY IMPLIED WARRANTIES ARISING AT COMMON LAW OR BY STATUTE ARE EXPRESSLY DISCLAIMED BY FLEURCO.**

Fleurco reserves the right to amend this limited warranty without notice at any time. Such amendment will not impact the limited warranty terms and conditions effective at the time of the purchase of the Products concerned by the original purchaser.

In case any one or more of the terms and conditions contained in this limited warranty shall, for any reason, be held invalid, illegal or unenforceable in any respect, such invalidity, illegality or unenforceability shall not affect the other terms and conditions of the limited warranty, and this limited warranty, shall be construed as if such invalid, illegal or unenforceable provision had never been contained herein. If moreover, any one or more of the terms and conditions contained in this limited warranty shall for any reason be held to be excessively broad as to duration, geographical scope, activity or subject, it shall be construed by limiting and reducing it, as to be enforceable to the extent compatible with the applicable law as it shall then appear.

¹ Although highly unlikely, please note that due to the nature of the product, glass has an inherent possibility of breakage.

