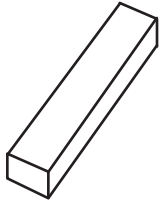




PARTS AND HARDWARE LISTING / LISTE DES PIÈCES ET QUINCAILLERIE



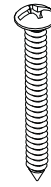
19



20



21



22



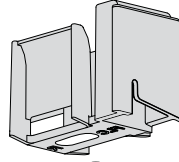
23



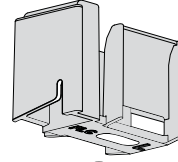
24



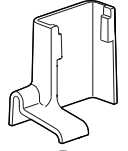
25



17a



17b



26

| ITEM | PARTS AND HARDWARE / PIÈCES ET QUINCAILLERIE |   | QTY |
|------|--|---|-----|
| 1    | PLAT-WJAMB-XX-79<br>++15419-80               | WALL JAMB / JAMBAGE   | 1   |
| 2    | KTABARXX-4547C<br>KTWBARXX-5559C             | RUNNING RAIL / BARRE DE ROULEMENT   | 1   |
| 3    | KTWGBST-XX                                   | RETURN PANEL BRACKET WITH BUILT-IN STOPPER AND GLASS MOUNT<br>SUPPORT DU PANNEAU DE RETOUR AVEC BUTOIR INTÉGRÉ ET FIXATION DE VERRE | 1   |
| 4    | KTWBRACKET2-XX                               | WALL BRACKET / SUPPORT MURAL DU PANNEAU FIXE  | 1   |
| 5    | KTWSTOPPER-XX                                | STOPPER / BUTOIR  | 1   |
| 6    | KTWROLLER-XX                                 | ROLLER / ROULETTE   | 4   |
| 7    | KTWFASTENER-XX                               | GLASS FASTENER / FIXATION DE VERRE  | 2   |
| 8    |  | DOOR PANEL / PANNEAU DE PORTE   | 1   |
| 9    |  | FIXED PANEL / PANNEAU FIXE  | 1   |
| 10   |  | RETURN PANEL / PANNEAU DE RETOUR  | 1   |
| 11   | HANDLE XX-16S                                | HANDLE / POIGNÉE  | 1   |
| 12a  | COEX K-150-F-80                              | DOOR PANEL GASKET / JOINT DE RÉTENTION POUR LA PORTE  | 1   |
| 12b  | COEX K-120-F-80                              | FIXED PANEL GASKET / JOINT DE RÉTENTION POUR LE PANNEAU FIXE  | 2   |
| 13   | COEX K-200-96-F                              | BOTTOM DOOR GASKET / JOINT INFÉRIEUR DE LA PORTE  | 1   |
| 14   | COEX K300-80                                 | CENTER GASKET / JOINT DU CENTRE   | 1   |
| 15   | A++15405<br>PLAT-THRESH-XX-72                | THRESHOLD / SEUIL DE RÉTENTION  | 2   |
| 16   | A++15474                                     | U-CHANNEL FOR THE FIXED PANEL / PROFILÉ EN «U» POUR LE PANNEAU FIXE   | 1   |
| 17   |  | BOTTOM GUIDE / GUIDE INFÉRIEUR  | 1   |
| 17a  | KTBTOTOMGUIDE-XX                             | PART B / PIÈCE B  | 1   |
| 17b  |  | PART A / PIÈCE A  | 1   |
| 18   | A++15474                                     | U-CHANNEL FOR THE RETURN PANEL / PROFILÉ EN «U» POUR LE PANNEAU DE RETOUR   | 4   |
| 19   |  | CLEAR SETTING BLOCK (1/8") / BLOC NIVEAU TRANSPARENT (1/8")   | 2   |
| 20   |  | CLEAR SETTING BLOCK (1/32") / BLOC NIVEAU TRANSPARENT (1/32")   | 4   |
| 21   |  | WALL PLUG / CHEVILLE  | 3   |
| 22   |  | SELF-DRILLING WALL SCREW #8 - 1 1/4" / VIS MURAL AUTO-PERÇANTE #8 - 1 1/4"  | 3   |
| 23   |  | SELF DRILLING PAN HEAD SCREWS #8 - 3/8" / VIS À TÊTE PAN AUTO-PERÇANTE #8 - 3/8"  | 3   |
| 24   |  | SCREW CAP / CAPUCHON COUVRE-VIS   | 3   |
| 25   |  | BACK SCREW CAP / L'ARRIÈRE DU CAPUCHON COUVRE-VIS   | 3   |
| 26   | UTELBOW-XX                                   | THRESHOLD ANCHOR / ANCRAGE DU SEUIL   | 1   |

LEGEND / LÉGENDE  
 XX = FINISH/FINI (11, 25, 33)  
 \*\* = LENGTH / LONGUEUR (54, 60, 79, 86 ETC)  
 ++ = CODE / CODE (AC, ABN)  
 (L)(R) = LEFT OR RIGHT / GAUCHE OU DROITE