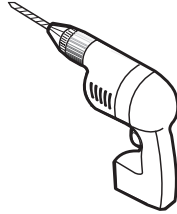


**TOOLS AND MATERIALS REQUIRED / OUTILS ET MATÉRIAUX REQUIS**



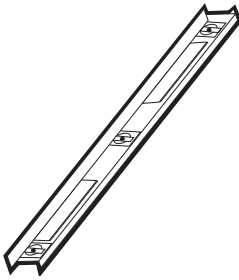
**PENCIL**  
**CRAYON**



**DRILL**  
**PERCEUSE**



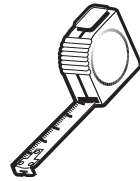
**1/4" & 1/8" DRILL BITS**  
**MÊCHES 1/4" & 1/8"**



**LEVEL**  
**NIVEAU**



**SCREWDRIVER**  
**TOURNEVIS**



**TAPE MEASURE**  
**RUBAN À MESURER**



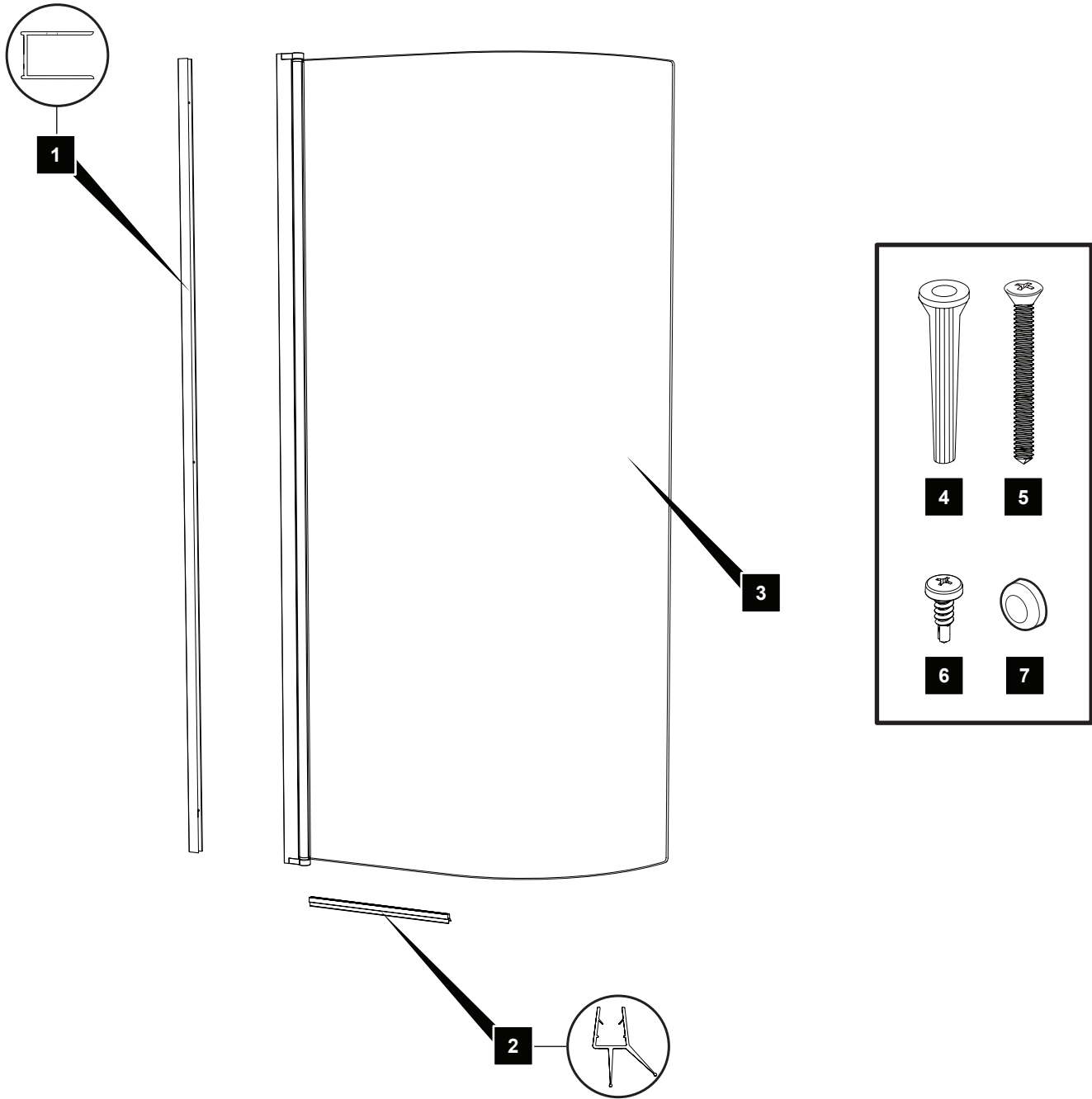
**MALLET**  
**MAILLET**



**SILICONE**  
**SCELLANT**

**\* Use a 1/4" drill bit when drilling into ceramic tiles**  
**\* Utiliser une mèche de 1/4" pour percer des tuiles en céramique.**

**PARTS LISTING / LISTE DES PIÈCES**



ITEM	HARDWARE / QUINCAILLERIE	QTY
1	WALL JAMB / JAMBAGE	1
2	BOTTOM DOOR GASKET / JOINT INFÉRIEUR	1
3	SHIELD PANEL WITH EXPANDER / PANNEAU DE L'ÉCRAN AVEC EXTENSEUR	1
4	WALL PLUG / CHEVILLE	4
5	#8 WALL SCREW / VIS MURALE #8	4
6	#8 SELF DRILLING SCREW / VIS AUTOPERCEUSE #8	4
7	SCREW CAPS / COUVRES-VIS	4