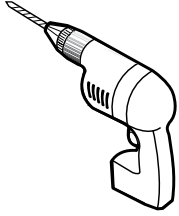
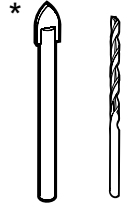


TOOLS REQUIRED / OUTILS REQUIS



DRILL
PERCEUSE



1/4" & 1/8" DRILL BITS
MÈCHES 1/4" & 1/8"



SCREWDRIVER
TOURNEVIS



SCREWDRIVER
TOURNEVIS



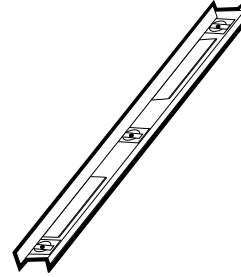
PENCIL
CRAYON



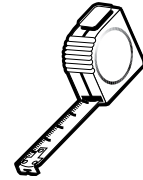
SUPER GLUE
COLLE FORTE



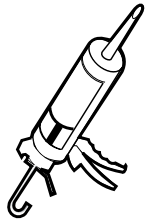
BLOCK
BLOC



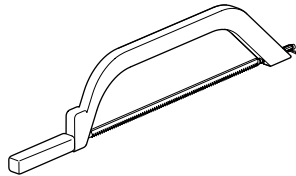
LEVEL
NIVEAU



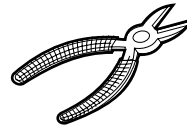
TAPE MEASURE
RUBAN À MESURER



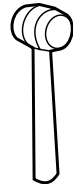
SILICONE
SCellant



HACKSAW
SCIE À MÉTAUX



CUTTING PLIERS
PINCE COUPANTE



MALLET
MAILLET

* Use a 1/4" drill bit when drilling into ceramic tiles

* Utiliser une mèche de 1/4" pour percer des tuiles en céramique.

TOOLS REQUIRED TO CUT THE RUNNING RAIL OUTILS REQUIS POUR COUPER LA BARRE DE ROULEMENT

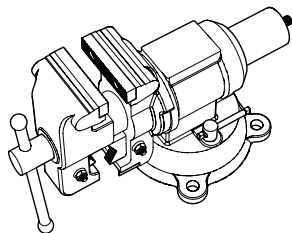
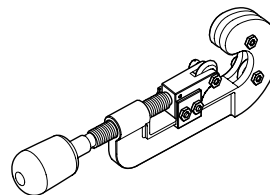


TABLE VISE
ÉTAU DE TABLE

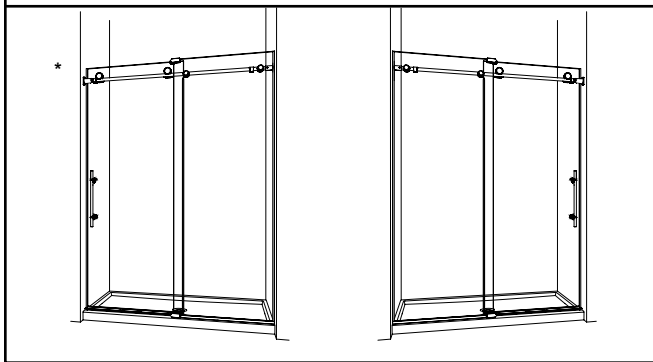


**TUBE CUTTER WITH CUTTER WHEEL FOR STAINLESS
STEEL (TUBE DIAMETER : 1" / 25.4mm)**

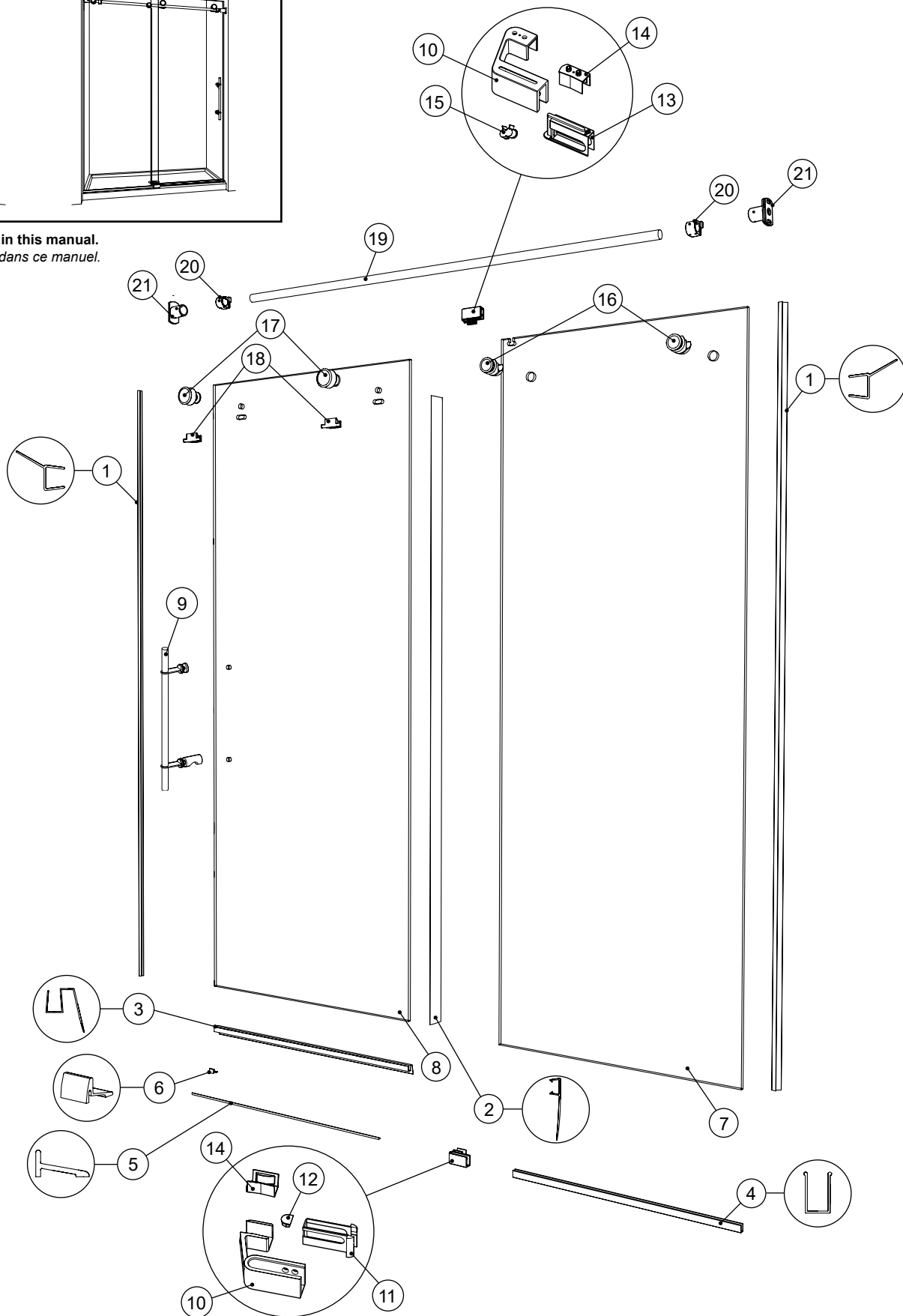
**COUPE-TUBE AVEC UNE ROUE COUPANTE POUR ACIER
INOXYDABLE (DIAMÈTRE DU TUBE: 1" / 25.4mm)**

PARTS LISTING / LISTE DES PIÈCES

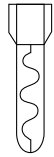
POSSIBLE CONFIGURATIONS / CONFIGURATIONS POSSIBLES




* This configuration illustrated in this manual.
 * Cette configuration est illustrée dans ce manuel.



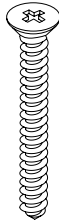
PARTS LISTING / LISTE DES PIÈCES



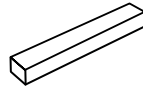
22



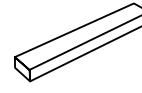
23



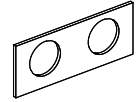
24



25



26



27

ITEM	PARTS AND HARDWARE / PIÈCES ET QUINCAILLERIE	QTY
1	SIDE GASKET / JOINT DE CÔTÉ	2
2	MID GASKET / JOINT LATÉRAL	1
3	BOTTOM DOOR GASKET / JOINT INFÉRIEUR DE LA PORTE	1
4	U-CHANNEL / PROFILÉ EN "U"	1
5	THRESHOLD / SEUIL	1
6	THRESHOLD ANCHOR / ANCRAGE DU SEUIL	1
7	FIXED PANEL / PANNEAU FIXE	1
8	DOOR PANEL / PANNEAU DE PORTE	1
9	HANDLE (see chart above) / POIGNÉE (voir le tableau ci-dessus)	1
10	GUIDE / GUIDE	2
11	BOTTOM SLEEVE / GAINÉ PROTECTRICE INFÉRIEURE	1
12	GUIDE CAP / CAPUCHON DU GUIDE	1
13	TOP SLEEVE / GAINÉ PROTECTRICE SUPÉRIEURE	1
14	PLASTIC GUIDE / GUIDE EN PLASTIQUE	2
15	SCREW INSERT / INSERT DE VIS	1
16	GLASS FASTENER / FIXATION DE VERRE	2
17	ROLLER / ROULETTE	2
18	ANTI-JUMP / ANTI-SAUT	2
19	RUNNING RAIL / BARRE DE ROULEMENT	1
20	STOPPER / BUTOIR	2
21	WALL BRACKET / SUPPORT MURAL	2
22	WALL PLUG / CHEVILLE	4
23	FLAT SELF-DRILLING SCREW #6 (1") / VIS PLAT AUTO-PERÇANTE # 6 (1")	1
24	FLAT HEAD SCREW #10 (2 1/2") / VIS À TÊTE PLATE # 10 (2 1/2")	4
25	CLEAR SETTING BLOCK (5/32") / BLOC NIVEAU TRANSPARENT (5/32")	4
26	CLEAR SETTING BLOCK (1/8") / BLOC NIVEAU TRANSPARENT (1/8")	4
27	ANTI-JUMP SHIM / CALE POUR L'ANTI-SAUT	2