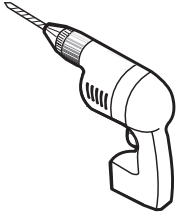
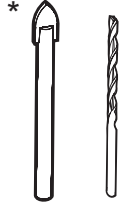


## TOOLS REQUIRED / OUTILS REQUIS



**DRILL**  
PERCEUSE



**1/4" & 1/8" DRILL BITS**  
MÈCHE 1/4" & 1/8"



**LONG NOSE LOCKING PLIERS**  
PINCE SERRE ÉTAU



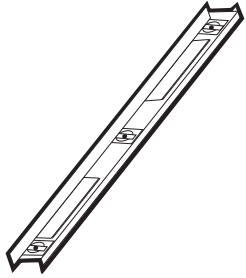
**PENCIL**  
CRAYON




**MALLET**  
MAILLET



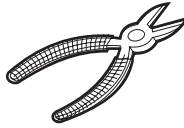
**BLOCK**  
BLOC



**LEVEL**  
NIVEAU



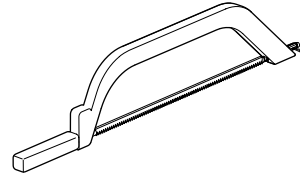
**TAPE MEASURE**  
RUBAN À MESURER



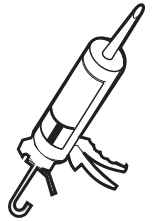
**CUTTING PLIERS**  
PINCE COUPANTE



**SCREWDRIVER**  
TOURNEVIS



**HACKSAW**  
SCIE À MÉTAUX

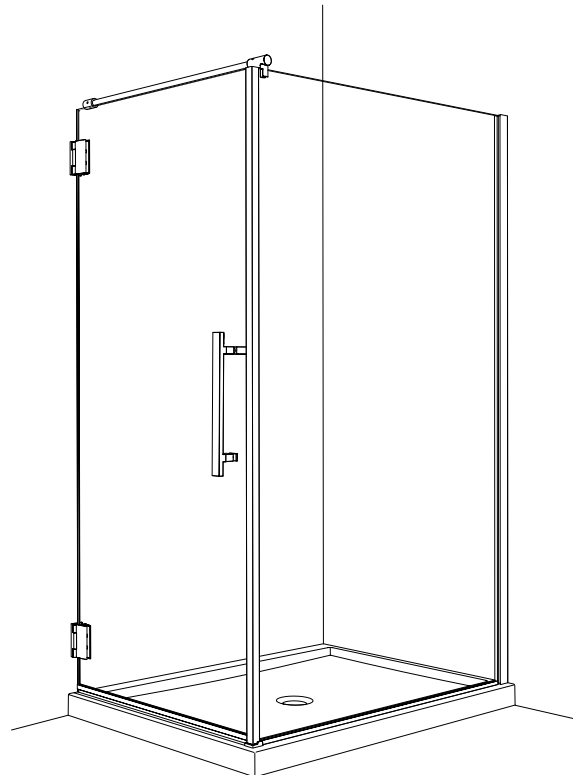
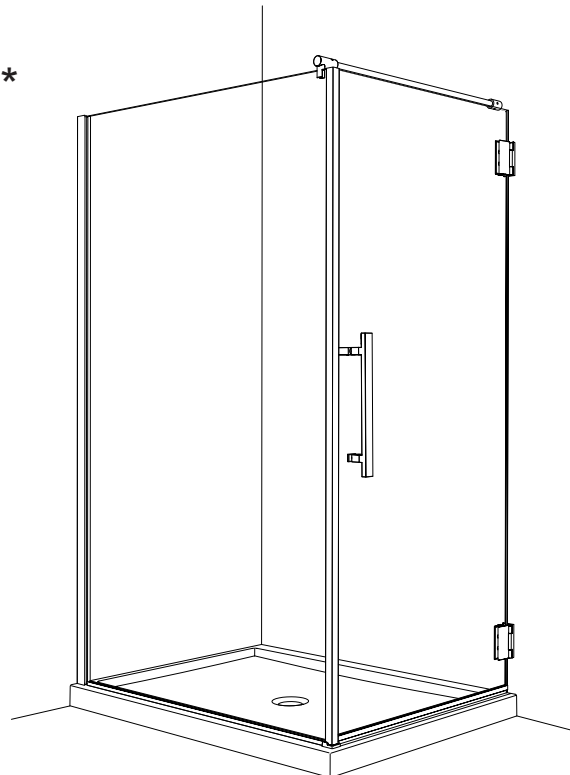


**SILICONE**  
SCÉLLANT

\* Use a 1/4" drill bit when drilling into ceramic tiles

\* Utiliser une mèche de 1/4" pour percer des tuiles en céramique.

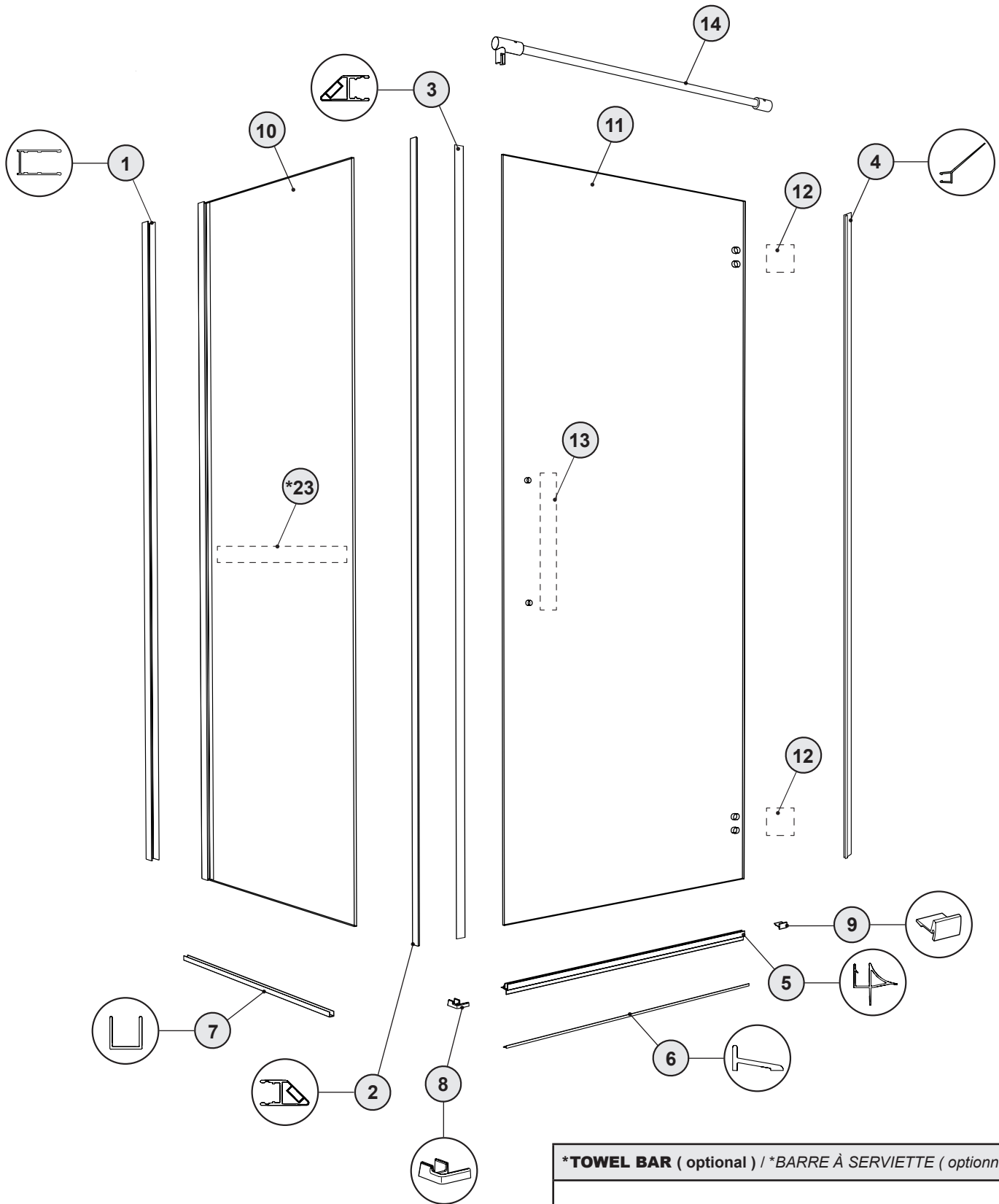
## POSSIBLE CONFIGURATIONS / CONFIGURATIONS POSSIBLES



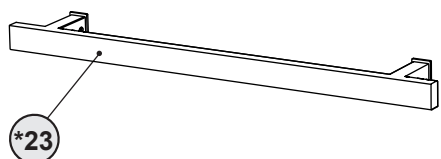
\* This configuration illustrated in this manual.

\* Cette configuration est illustrée dans ce manuel.


PARTS LISTING / LISTE DES PIÈCES



**\*TOWEL BAR ( optional ) / \*BARRE À SERVIETTE ( optionnelle )**



**PARTS LISTING / LISTE DES PIÈCES**



15



16




17



18



19



20



21



22

ITEM	PARTS LISTING / LISTE DES PIÈCES	QTY
1	WALL JAMB / JAMBAGE	1
2	MAGNETIC RETURN PANEL GASKET / JOINT MAGNÉTIQUE DU PANNEAU DE RETOUR	1
3	MAGNETIC DOOR GASKET / JOINT MAGNÉTIQUE DE LA PORTE	1
4	SIDE GASKET / JOINT LATÉRAL	1
5	BOTTOM DOOR GASKET / JOINT INFÉRIEUR DE LA PORTE	1
6	THRESHOLD / SEUIL	1
7	U-CHANNEL / PROFILÉ EN «U»	1
8	CORNER THRESHOLD ANCHOR / ANCRAGE DU SEUIL DE COIN	1
9	THRESHOLD ANCHOR / ANCRAGE DU SEUIL	1
10	RETURN PANEL / PANNEAU DE RETOUR	1
11	DOOR PANEL / PANNEAU DE PORTE	1
12	HINGE ( see chart below ) / CHARNIÈRE ( voir le tableau ci-dessous )	2
13	HANDLE ( see chart below ) / POIGNÉE ( voir le tableau ci-dessous )	1
14	SUPPORT BAR / BARRE DE SUPPORT	1
15	WALL PLUGS / CHEVILLES	4
16	PAN SELF-DRILLING SCREW / VIS PAN AUTO-PERÇANTE # 8 (3/8")	3
17	PAN SELF-DRILLING SCREW / VIS PAN AUTO-PERÇANTE # 8 (1 1/4")	3
18	BACK SCREW CAP / L'ARRIÈRE DU CAPUCHON COUVRE-VIS	4
19	SCREW CAP / CAPUCHON COUVRE-VIS	4
20	2" SPACING BLOCK / BLOC ESPACEUR 2"	2
21	CLEAR SETTING BLOCK (1/16") / BLOC NIVEAU TRANSPARENT (1/16")	2
22	CLEAR SETTING BLOCK (1/8") / BLOC NIVEAU TRANSPARENT (1/8")	2
*23	*TOWEL BAR / *BARRE À SERVIETTE	*1

12

**HINGE OPTIONS / SÉLECTION DES CHARNIÈRES**

Q	M	T

13

**HANDLE OPTIONS / SÉLECTION DES POIGNÉES**

A	B	C	D