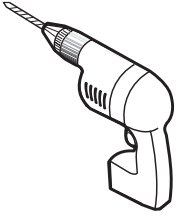
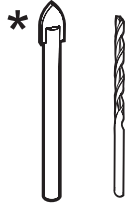


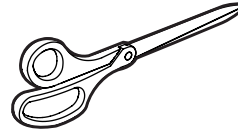
## TOOLS REQUIRED / OUTILS REQUIS



**DRILL**  
**PERCEUSE**



**1/4" & 1/8" DRILL BITS**  
**MÈCHE 1/4" & 1/8"**



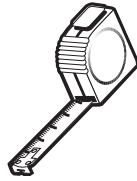
**SCISSORS**  
**CISEAUX**



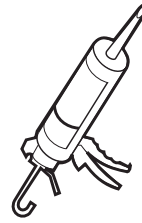
**MALLET**  
**MAILLET**



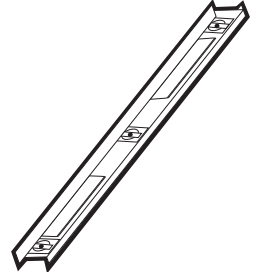
**PENCIL**  
**CRAYON**



**TAPE MEASURE**  
**RUBAN À MESURER**



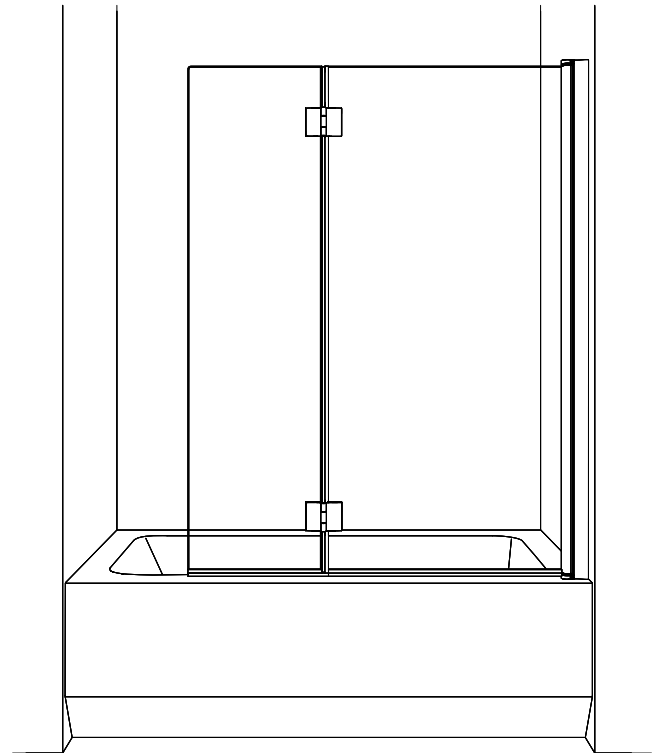
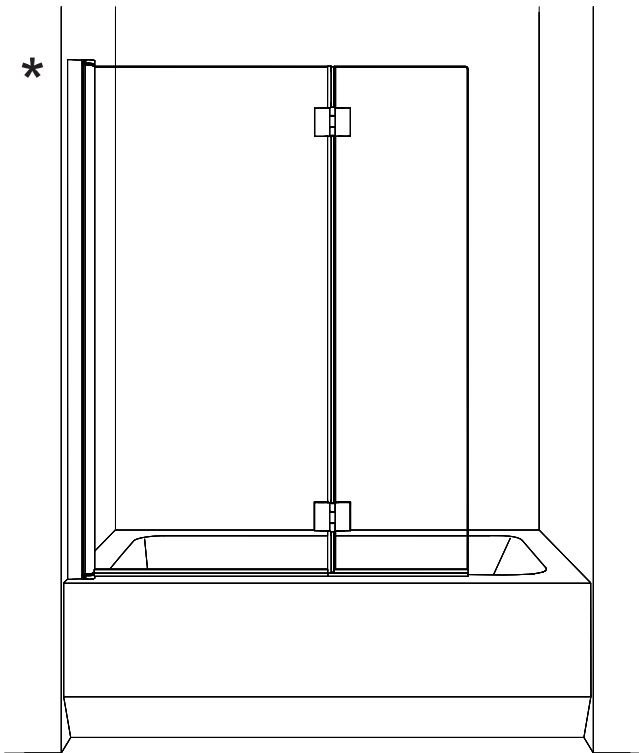
**SILICONE**  
**SCCELLANT**



**LEVEL**  
**NIVEAU**

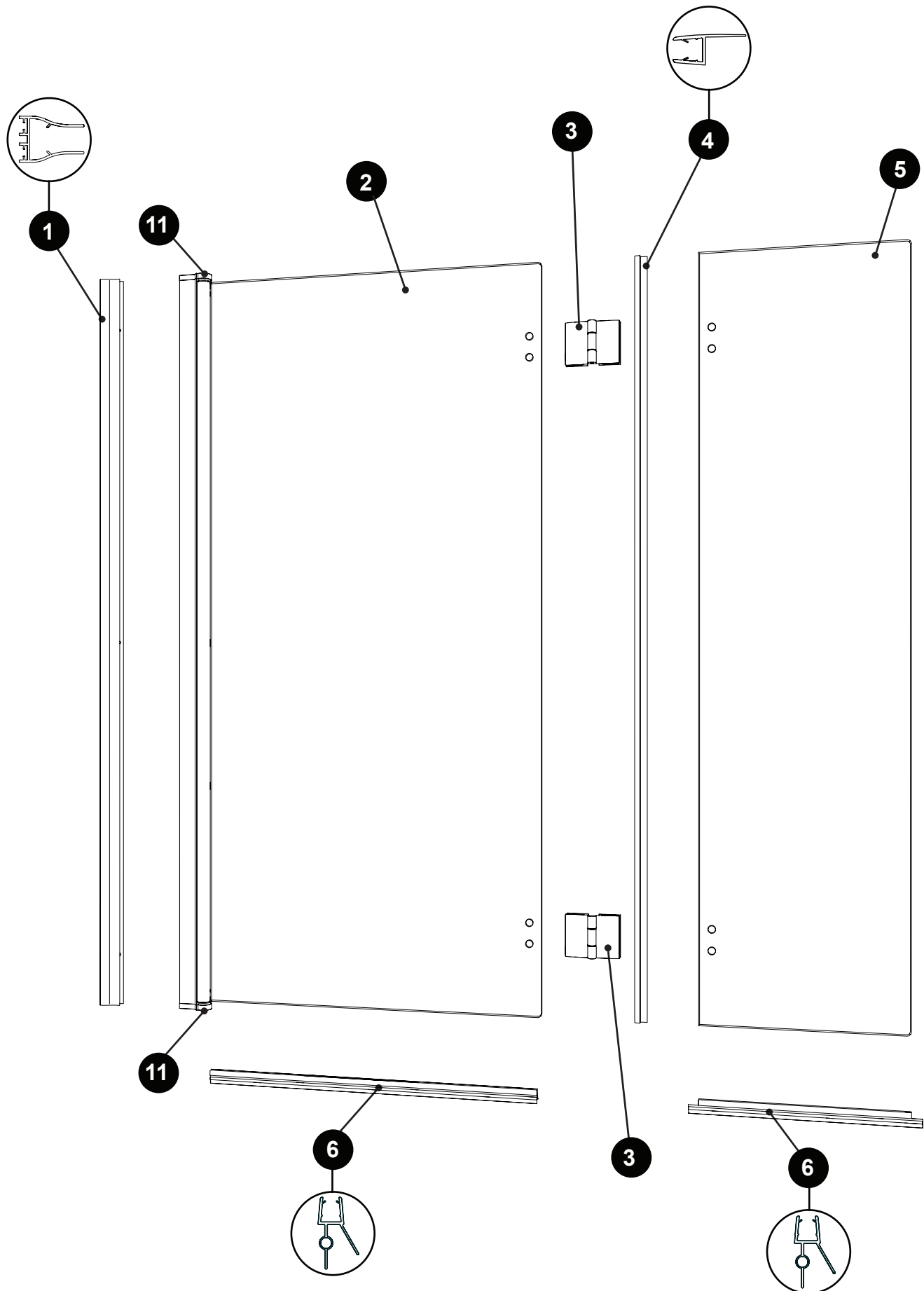
\* **USE A 1/4" DRILL BIT FOR CERAMIC WHEN DRILLING INTO CERAMIC TILES**  
**\* UTILISER UNE MÈCHE DE 1/4" DESTINÉ À CÉRAMIQUE LORS DU PERÇAGE DES TUILES EN CÉRAMIQUE.**

## POSSIBLE CONFIGURATIONS / CONFIGURATIONS POSSIBLES



\* **THIS CONFIGURATION IS ILLUSTRATED IN THE MANUAL.**  
**\* CETTE CONFIGURATION EST ILLUSTRÉE DANS CE MANUEL.**

PARTS LISTING / LISTE DES PIÈCES



**PARTS LISTING / LISTE DES PIÈCES**



**7**



**8**



**9**



**10**

ITEM	PARTS AND HARDWARE / PIÈCES ET QUINCAILLERIE	CODE	QTY
1	WALL JAMB / JAMBAGE	ESH-WJAMB-XX-58	1
2	PIVOT WITH FIXED PANEL / PANNEAU FIXE AVEC PIVOT		1
3	HINGE / CHARNIÈRE	HINGEXXESH-6	2
4	SIDE GASKET / JOINT LATÉRAL	COEX-ES100-57	1
5	SMALL FIXED PANEL / PETIT PANNEAU FIXE		1
6	SHORT BOTTOM GASKET / JOINT INFÉRIEUR COURT	COEX-ES200-27	2
7	WALL PLUG / CHEVILLE		3
8	WALL SCREW #8 - 1 1/4" / VIS MURAL #8 - 1 1/4"		3
9	SELF DRILLING PANHEAD SCREWS #8 - 3/8" / VIS À TÊTE PAN AUTO-PERÇANTE #8 - 3/8"		3
10	SCREW CAP / CAPUCHON COUVRE-VIS		3
11	PIVOT PLATES / PLAQUES PIVOTANTES	ESH-PVSET-XX	1