

5/16" (8 mm) Tempered clear glass • 79" or 86" Height

BYPASS 48

45" to 48" W • Approx. entry: 20 ¼" to 23 ¼"

MODEL	FINISH	HEIGHT	PRICE
NMZ148-11-40-79	Chrome	79"	\$1,568
NMZ148-25-40-79	Brushed Nickel	79"	\$1,606
NMZ148-33-40-79	Matte Black	79"	\$1,644
NMZ148-11-40-86	Chrome	86"	\$1,620
NMZ148-25-40-86	Brushed Nickel	86"	\$1,656
NMZ148-33-40-86	Matte Black	86"	\$1,694
BASE	SIZE	PRICE	
ADQ3248-18	48" x 32" x 2 ¾"	\$1,166	
ADQ3448-18	48" x 34" x 2 ¾"	\$1,188	
ABE3648-18-11 or 25-B	48" x 36" x 3"	\$2,214	
ADQ3648-18	48" x 36" x 2 ¾"	\$925	
ATAS2-3648- ₋	48" x 36" x 1 ⅜"	\$1,348	
AU_3648-33	48" x 36" x 2 ¾"	\$1,459	
AULV3648-18	48" x 36" x 1 ½"	\$1,328	
ABF4836-18-3-B	48" x 36" x 2 ¾"	\$968	
ADT4836-18-3	48" x 36" x 3"	\$793	
ALT4836-18-3	48" x 36" x 2 ¾"	\$793	
AZM4836-18-11 or 25-B	48" x 36" x 1 ⅜"	\$1,472	
ADT4842-18-3	48" x 42" x 3"	\$1,261	

*Unfinished height of threshold

For more information on bases, see bases booklet or www.fleurco.com

BYPASS 72

69" to 72" W x 79" H • Approx. entry: 32 ½" to 35 ½"

MODEL	FINISH	HEIGHT	PRICE
NMZ172-11-40-79	Chrome	79"	\$1,910
NMZ172-25-40-79	Brushed Nickel	79"	\$1,948
NMZ172-33-40-79	Matte Black	79"	\$1,988
BASE	SIZE	PRICE	
ADQ3672-18	72" x 36" x 2 ¾"	\$1,569	

For more information on bases, see bases booklet or www.fleurco.com

BYPASS 60

57" to 60" W • Approx. entry: 26 ¼" to 29 ¼"

MODEL	FINISH	HEIGHT	PRICE
NMZ160-11-40-79	Chrome	79"	\$1,767
NMZ160-25-40-79	Brushed Nickel	79"	\$1,805
NMZ160-33-40-79	Matte Black	79"	\$1,843
NMZ160-11-40-86	Chrome	86"	\$1,827
NMZ160-25-40-86	Brushed Nickel	86"	\$1,877
NMZ160-33-40-86	Matte Black	86"	\$1,915
BASE	SIZE	PRICE	
ADQ3060-18	60" x 30" x 2 ¾"	\$987	
ABE3260-18-11 or 25-B	60" x 32" x 3"	\$2,264	
ADQ3260-18	60" x 32" x 2 ¾"	\$1,014	
ATAS2-3260- ₋	60" x 32" x 1 ½"	\$1,493	
AU_3260-33	60" x 32" x 2 ¾"	\$1,562	
AULV3260-18	60" x 32" x 1 ½"	\$1,479	
ABF6032-18-L3 or R3-B	60" x 32" x 2 ¾"	\$1,041	
ADT6032-18-L3 or R3	60" x 32" x 3"	\$871	
ALT6032-18-L3 or R3	60" x 32" x 2 ¾"	\$871	
AZM6032-18-11 or 25-B	60" x 32" x 1 ⅜"	\$1,586	
ADQ3460-18	60" x 34" x 2 ¾"	\$1,306	
ABE3660-18-11 or 25-B	60" x 36" x 3"	\$2,305	
ADQ3660-18	60" x 36" x 2 ¾"	\$1,041	
ATAS2-3660- ₋	60" x 36" x 1 ⅜"	\$1,659	
AU_3660-33	60" x 36" x 2 ¾"	\$1,756	
AULV3660-18	60" x 36" x 1 ½"	\$1,648	
ABF6036-18-3-B	60" x 36" x 2 ¾"	\$1,065	
ADT6036-18-3	60" x 36" x 3"	\$896	
ALT6036-18-3	60" x 36" x 2 ¾"	\$896	
AZM6036-18-11 or 25-B	60" x 36" x 1 ⅜"	\$1,638	
ADQ4260-18	60" x 42" x 2 ¾"	\$1,523	
ADQ4860-18	60" x 48" x 2 ¾"	\$1,630	

*Unfinished height of threshold

For more information on bases, see bases booklet or www.fleurco.com

ALL DRAINS SOLD SEPARATELY

DRAIN	No-Calk™ Shower Base Drain	Model	Material	Price
DRAINABS-11	ABS No-Calk 2" drain	Chrome	\$62	
DRAINABS-25	ABS No-Calk 2" drain	Brushed Nickel	\$81	
DRAINABS-33	ABS No-Calk 2" drain	Matte Black	\$116	
DRAINABS-12	ABS No-Calk 2" drain	Brushed Gold	\$218	
DRAINPVC-11	PVC No-Calk 2" drain	Chrome	\$62	
DRAINPVC-25	PVC No-Calk 2" drain	Brushed Nickel	\$81	
DRAINPVC-33	PVC No-Calk 2" drain	Matte Black	\$90	
DRAINPVC-12	PVC No-Calk 2" drain	Brushed Gold	\$218	

*Please check local codes to ensure appropriate drain specifications
For AU (Aurora) bases, please see specialty section in the bases booklet



MERCURY In-line

Frameless sliding doors

10
year limited
warranty

2 sliding door panels for right or left hand entry

Anti-jump safety roller system

Vertical handles

5/16" (8mm) clear tempered glass

Shower door height: 79" or 86"*

Chrome, Brushed Nickel & Matte Black finishes

*Certain dimensions only. See page 6 for more information.

 **FLEURCO™ SEKUR⁺ WITH EZ Clean ***

SAFETY PROTECTION

*5 year limited warranty

 **Microtek®**
FLEURCO

Glass surface protection



Glass surface protection



3/8" (10 mm) Tempered clear glass • 79" Height

RP You must indicate your return panel size **32"**, **36"** or **42"** in the "RP" field

BYPASS 48 WITH RETURN PANEL

45" to 48" W x 79" H • Approx. entry: 20 1/4" to 23 1/4"

MODEL	FINISH	GLASS	PRICE			BASE	SIZE	PRICE
			32"	36"	42"			
NPUZ48 ^{RP} -11-40	Chrome	Clear	\$2,490	\$2,544	\$2,616	ADQ3248-18	48" x 32" x 2 3/4"	\$1,166
NPUZ48 ^{RP} -25-40	Brushed Nickel	Clear	\$2,576	\$2,633	\$2,695	ABE3648-18-11 or 25-B	48" x 36" x 3"	\$2,214
NPUZ48 ^{RP} -33-40	Matte Black	Clear	\$2,641	\$2,699	\$2,767	ADQ3648-18	48" x 36" x 2 3/4"	\$925
NPUZ48 ^{RP} -12-40	Brushed Gold	Clear	\$3,107	\$3,235	\$3,308	ATAS2-3648- ₋	48" x 36" x 1 3/8"	\$1,348
						AU_3648-33	48" x 36" x 2 3/4"	\$1,459
						AULV3648-18	48" x 36" x 1 1/2"*	\$1,328
						ADT4836-18-L2 or R2	48" x 36" x 3"	\$1,100
						ADTC4836-18-L2 or R2	48" x 36" x 3"	\$1,100
						ALT4836-18-L2 or R2	48" x 36" x 2 3/4"	\$1,100
						ADT4842-18-L2 or R2	48" x 42" x 3"	\$1,261

BYPASS 54 WITH RETURN PANEL

51" to 54" W x 79" H • Approx. entry: 23 1/4" to 26 1/4"

MODEL	FINISH	GLASS	PRICE			BASE	SIZE	PRICE
			32"	36"	42"			
NPUZ54 ^{RP} -11-40	Chrome	Clear	\$2,575	\$2,629	\$2,701	ADT5436-18-L2 or R2	54" x 36" x 3"	\$1,179
NPUZ54 ^{RP} -25-40	Brushed Nickel	Clear	\$2,639	\$2,696	\$2,758			
NPUZ54 ^{RP} -33-40	Matte Black	Clear	\$2,696	\$2,754	\$2,822			
NPUZ54 ^{RP} -12-40	Brushed Gold	Clear	\$3,178	\$3,306	\$3,379			

*Unfinished height of threshold

For more information on bases, see bases booklet or www.fleurco.com

For more information on bases, see bases booklet or www.fleurco.com

BYPASS 60 WITH RETURN PANEL

57" to 60" W x 79" H • Approx. entry: 26 1/4" to 29 1/4"

MODEL	FINISH	GLASS	PRICE			BASE	SIZE	PRICE
			32"	36"	42"			
NPUZ60 ^{RP} -11-40	Chrome	Clear	\$2,681	\$2,735	\$2,807	ABE3260-18-11 or 25-B	60" x 32" x 3"	\$2,264
NPUZ60 ^{RP} -25-40	Brushed Nickel	Clear	\$2,743	\$2,800	\$2,862	ADQ3260-18	60" x 32" x 2 3/4"	\$1,014
NPUZ60 ^{RP} -33-40	Matte Black	Clear	\$2,809	\$2,867	\$2,935	ATAS2-3260- ₋	60" x 32" x 1 1/2"	\$1,493
NPUZ60 ^{RP} -12-40	Brushed Gold	Clear	\$3,216	\$3,344	\$3,417	AU_3260-33	60" x 32" x 2 3/4"	\$1,562
						AULV3260-18	60" x 32" x 1 1/2"*	\$1,479
						ABE3660-18-11 or 25-B	60" x 36" x 3"	\$2,305
						ADQ3660-18	60" x 36" x 2 3/4"	\$1,041
						ATAS2-3660- ₋	60" x 36" x 1 3/8"	\$1,659
						AU_3660-33	60" x 36" x 2 3/4"	\$1,756
						AULV3660-18	60" x 36" x 1 1/2"*	\$1,648
						ADT6036-18-L2 or R2	60" x 36" x 3"	\$1,261
						ADTC6036-18-L2 or R2	60" x 36" x 3"	\$1,261
						ALT6036-18-L2 or R2	60" x 36" x 2 3/4"	\$1,261
						ADQ4260-18	60" x 42" x 2 3/4"	\$1,523

*Unfinished height of threshold

For more information on bases, see bases booklet or www.fleurco.com

RETURN PANELS
32" RP = 29 3/8" to 29 7/8"
36" RP = 33 3/8" to 33 7/8"
42" RP = 39 3/8" to 39 7/8"

See end of section for spacer information



NPUZ6036-33-40

GEMINI PLUS 2 Sided

Frameless sliding doors with return panel

10

year limited warranty

2 sliding door panels for right or left hand entry

Anti-jump safety roller system

3/8" (10mm) clear tempered glass

Shower door height: 79"

Chrome, Brushed Nickel, Matte Black & Brushed Gold finishes

 FLEURCO™ SEKUR⁺ WITH EZ Clean^{*}

SAFETY PROTECTION

*5 year limited warranty

 Microtek[®]
FLEURCO

Glass surface protection



Glass surface protection



1/4" (6 mm) Tempered clear glass • 75" Height

RP You must indicate your return panel size **32"** or **36"** in the "RP" field

BYPASS 48 WITH RETURN PANEL

45" to 48" W x 75" H · Approx. entry: 20 1/4" to 23 1/4"

MODEL	FINISH	PRICE		BASE	SIZE	PRICE
		32"	36"			
				ADQ3248-18	48" x 32" x 2 3/4"	\$1,166
NGUZ48 ^{RP} -11-40	Chrome	\$2,151	\$2,192	ABE3648-18-11 or 25-B	48" x 36" x 3"	\$2,214
NGUZ48__-25-40	Brushed Nickel	\$2,206	\$2,252	ADQ3648-18	48" x 36" x 2 3/4"	\$925
NGUZ48__-33-40	Matte Black	\$2,269	\$2,307	ATAS2-3648-__	48" x 36" x 1 3/8"	\$1,348
NGUZ48__-12-40	Brushed Gold	\$2,689	\$2,745	AU_3648-33	48" x 36" x 2 3/4"	\$1,459
				AULV3648-18	48" x 36" x 1 1/2"*	\$1,328
				ADT4836-18-L2 or R2	48" x 36" x 3"	\$1,100
				ADTC4836-18-L2 or R2	48" x 36" x 3"	\$1,100
				ALT4836-18-L2 or R2	48" x 36" x 2 3/4"	\$1,100

*Unfinished height of threshold

For more information on bases, see bases booklet or www.fleurco.com

BYPASS 54 WITH RETURN PANEL

51" to 54" W x 75" H · Approx. entry: 23 1/4" to 26 1/4"

MODEL	FINISH	PRICE		BASE	SIZE	PRICE
		32"	36"			
				ADT5436-18-L2 or R2	54" x 36" x 3"	\$1,179
NGUZ54 ^{RP} -11-40	Chrome	\$2,187	\$2,228	For more information on bases, see bases booklet or www.fleurco.com		
NGUZ54__-25-40	Brushed Nickel	\$2,248	\$2,294			
NGUZ48__-33-40	Matte Black	\$2,315	\$2,353			
NGUZ48__-12-40	Brushed Gold	\$2,731	\$2,787			

BYPASS 60 WITH RETURN PANEL

57" to 60" W x 75" H · Approx. entry: 26 1/4" to 29 1/4"

MODEL	FINISH	PRICE		BASE	SIZE	PRICE
		32"	36"			
				ABE3260-18-11 or 25-B	60" x 32" x 3"	\$2,264
NGUZ60 ^{RP} -11-40	Chrome	\$2,250	\$2,291	ADQ3260-18	60" x 32" x 2 3/4"	\$1,014
NGUZ60__-25-40	Brushed Nickel	\$2,311	\$2,357	ATAS2-3260-__	60" x 32" x 1 1/2"	\$1,493
NGUZ60__-33-40	Matte Black	\$2,380	\$2,418	AU_3260-33	60" x 32" x 2 3/4"	\$1,562
NGUZ60__-12-40	Brushed Gold	\$2,851	\$2,907	AULV3260-18	60" x 32" x 1 1/2"*	\$1,479
				ABE3660-18-11 or 25-B	60" x 36" x 3"	\$2,305
				ADQ3660-18	60" x 36" x 2 3/4"	\$1,041
				ATAS2-3660-__	60" x 36" x 1 3/8"	\$1,659
				AU_3660-33	60" x 36" x 2 3/4"	\$1,756
				AULV3660-18	60" x 36" x 1 1/2"*	\$1,648
				ADT6036-18-L2 or R2	60" x 36" x 3"	\$1,261
				ADTC6036-18-L2 or R2	60" x 36" x 3"	\$1,261
				ALT6036-18-L2 or R2	60" x 36" x 2 3/4"	\$1,261

*Unfinished height of threshold

For more information on bases, see bases booklet or www.fleurco.com

RETURN PANELS
32" RP = 29 3/8" to 29 7/8"
36" RP = 33 3/8" to 33 7/8"



NGUZ6036-12-40

GEMINI² Sided

Frameless sliding doors with return panel

10
year limited
warranty

2 sliding door panels for right or left hand entry

Anti-jump safety roller system

1/4" (6mm) clear tempered glass

Shower door height: 75"

Chrome, Brushed Nickel, Matte Black & Brushed Gold finishes

 **FLEURCO™ SEKUR⁺ WITH EZ Clean***
SAFETY PROTECTION

*5 year limited warranty

 **Microtek®**
FLEURCO
Glass surface protection

5/16" (8 mm) Tempered clear glass • 79" or 86" Height

RP You must indicate your return panel size **32"**, **36"** or **42"** in the "RP" field**

**32" & 42" return panels are not available with 86" height.

BYPASS 48 WITH RETURN PANEL

45" to 48" W · Approx. entry: 20 ¼" to 23 ¼"

MODEL	FINISH	HEIGHT	PRICE			BASE	SIZE	PRICE
			32"	36"	42"			
NMZ2-48 ^{RP} -11-40-79	Chrome	79"	\$2,348	\$2,399	\$2,444	ADQ3248-18	48" x 32" x 2 ¾"	\$1,166
NMZ2-48 ^{RP} -25-40-79	Brushed Nickel	79"	\$2,416	\$2,467	\$2,512	ABE3648-18-11 or 25-B	48" x 36" x 3"	\$2,214
NMZ2-48 ^{RP} -33-40-79	Matte Black	79"	\$2,482	\$2,533	\$2,577	ADQ3648-18	48" x 36" x 2 ¾"	\$925
NMZ2-4836-11-40-86	Chrome	86"	N/A	\$2,482	N/A	ATAS2-3648-	48" x 36" x 1 ⅜"	\$1,348
NMZ2-4836-25-40-86	Brushed Nickel	86"	N/A	\$2,547	N/A	AU_3648-33	48" x 36" x 2 ¾"	\$1,459
NMZ2-4836-33-40-86	Matte Black	86"	N/A	\$2,612	N/A	AULV3648-18	48" x 36" x 1 ½"	\$1,328
						ADT4836-18-L2 or R2	48" x 36" x 3"	\$1,100
						ADTC4836-18-L2 or R2	48" x 36" x 3"	\$1,100
						ALT4836-18-L2 or R2	48" x 36" x 2 ¾"	\$1,100
						ADT4842-18-L2 or R2	48" x 42" x 3"	\$1,261

For suggested shower bases visit www.fleurco.com and search model number.

*Unfinished height of threshold

For more information on bases, see bases booklet or www.fleurco.com

BYPASS 60 WITH RETURN PANEL

57" to 60" W · Approx. entry: 26 ¼" to 29 ¼"

MODEL	FINISH	HEIGHT	PRICE			BASE	SIZE	PRICE
			32"	36"	42"			
NMZ2-60 ^{RP} -11-40-79	Chrome	79"	\$2,547	\$2,598	\$2,643	ABE3260-18-11 or 25-B	60" x 32" x 3"	\$2,264
NMZ2-60 ^{RP} -25-40-79	Brushed Nickel	79"	\$2,615	\$2,666	\$2,711	ADQ3260-18	60" x 32" x 2 ¾"	\$1,014
NMZ2-60 ^{RP} -33-40-79	Matte Black	79"	\$2,681	\$2,732	\$2,776	ATAS2-3260-	60" x 32" x 1 ½"	\$1,493
NMZ2-6036-11-40-86	Chrome	86"	N/A	\$2,689	N/A	AU_3260-33	60" x 32" x 2 ¾"	\$1,562
NMZ2-6036-25-40-86	Brushed Nickel	86"	N/A	\$2,768	N/A	AULV3260-18	60" x 32" x 1 ½"	\$1,479
NMZ2-6036-33-40-86	Matte Black	86"	N/A	\$2,833	N/A	ABE3660-18-11 or 25-B	60" x 36" x 3"	\$2,305
						ADQ3660-18	60" x 36" x 2 ¾"	\$1,041
						ATAS2-3660-	60" x 36" x 1 ⅜"	\$1,659
						AU_3660-33	60" x 36" x 2 ¾"	\$1,756
						AULV3660-18	60" x 36" x 1 ½"	\$1,648
						ADT6036-18-L2 or R2	60" x 36" x 3"	\$1,261
						ADTC6036-18-L2 or R2	60" x 36" x 3"	\$1,261
						ALT6036-18-L2 or R2	60" x 36" x 2 ¾"	\$1,261
						ADQ4260-18	60" x 42" x 2 ¾"	\$1,523

For suggested shower bases visit www.fleurco.com and search model number.

*Unfinished height of threshold

For more information on bases, see bases booklet or www.fleurco.com

BYPASS 72 WITH RETURN PANEL

69" to 72" W · Approx. entry: 32 ½" to 35 ½"

MODEL	FINISH	HEIGHT	PRICE			BASE	SIZE	PRICE
			32"	36"	42"			
NMZ2-72 ^{RP} -11-40-79	Chrome	79"	\$2,690	\$2,741	\$2,786	ADQ3672-18	72" x 36" x 2 ¾"	\$1,569
NMZ2-72 ^{RP} -25-40-79	Brushed Nickel	79"	\$2,758	\$2,809	\$2,854			
NMZ2-72 ^{RP} -33-40-79	Matte Black	79"	\$2,826	\$2,877	\$2,921			

For more information on bases, see bases booklet or www.fleurco.com

For suggested shower bases visit www.fleurco.com and search model number.

RETURN PANELS**
32" RP = 29 ⅜" to 29 ⅞"
36" RP = 33 ⅜" to 33 ⅞"
42" RP = 39 ⅜" to 39 ⅞"

**32" & 42" return panels are not available with 86" height.



NM22-6036-11-40-79

MERCURY 2 Sided
Frameless sliding doors with return panel

10
year limited
warranty

- 2 sliding door panels for right or left hand entry
- Anti-jump safety roller system
- Vertical handles
- 5/16" (8mm) clear tempered glass
- Shower door height: 79" or 86"*
- Chrome, Brushed Nickel & Matte Black finishes
- *Certain dimensions only. See page 8 for more information.

FLEURCO™ **SEKUR**⁺ WITH **EZ Clean** *
SAFETY PROTECTION
*5 year limited warranty

Microtek®
FLEURCO
Glass surface protection

GEMINI PLUS 2 Sided Tub Enclosure

Frameless sliding tub doors with return panel

3/8" (10 mm) Clear tempered glass • 66" Height

NEW!
REVERSIBLE
LEFT & RIGHT



Glass surface protection

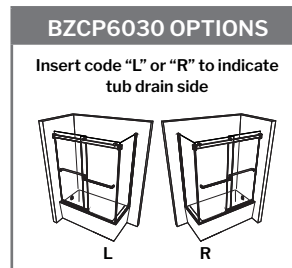


BYPASS TUB ENCLOSURE 60

WITH 30" RETURN PANEL

57" to 60" W x 66" H · Approx. entry: 26 1/4" to 29 1/4"

MODEL	FINISH	PRICE
NPUZT6030-11-40	Chrome	\$2,455
NPUZT6030-25-40	Brushed Nickel	\$2,512
NPUZT6030-33-40	Matte Black	\$2,579
NPUZT6030-12-40	Brushed Gold	\$3,013
BATHTUB	SIZE	PRICE
BZCP6030L or R-18	60" W x 30" D x 20" H	\$2,591



BYPASS TUB ENCLOSURE 60

WITH 32" RETURN PANEL

57" to 60" W x 66" H · Approx. entry: 26 1/4" to 29 1/4"

MODEL	FINISH	PRICE
NPUZT6032-11-40	Chrome	\$2,456
NPUZT6032-25-40	Brushed Nickel	\$2,512
NPUZT6032-33-40	Matte Black	\$2,581
NPUZT6032-12-40	Brushed Gold	\$3,013

BYPASS TUB ENCLOSURE 65

WITH 30" RETURN PANEL

62" to 65" W x 66" H · Approx. entry: 28 1/2" to 31 1/2"

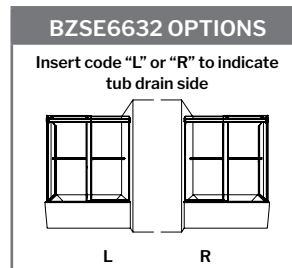
MODEL	FINISH	PRICE
NPUZT6530-11-40	Chrome	\$2,442
NPUZT6530-25-40	Brushed Nickel	\$2,482
NPUZT6530-33-40	Matte Black	\$2,522
NPUZT6530-12-40	Brushed Gold	\$3,033

BYPASS TUB ENCLOSURE 65

WITH 32" RETURN PANEL

62" to 65" W x 66" H · Approx. entry: 28 1/2" to 31 1/2"

MODEL	FINISH	PRICE
NPUZT6532-11-40	Chrome	\$2,516
NPUZT6532-25-40	Brushed Nickel	\$2,556
NPUZT6532-33-40	Matte Black	\$2,600
NPUZT6532-12-40	Brushed Gold	\$3,119
BATHTUB	SIZE	PRICE
BZSE6632L or R-18	66" W x 32" D x 20" H	\$3,016



RETURN PANELS

30" RP = 27 3/8" to 27 7/8"

32" RP = 29 3/8" to 29 7/8"

NPUZT6030-33-40
BZCP6030L-18



NPUZT6532-11-40
BZSE6632R-18

GEMINI PLUS 2 Sided Tub Enclosure

Frameless sliding tub doors with return panel

10
year limited
warranty

FLEURCO™ SEKUR⁺ WITH EZ Clean *
SAFETY PROTECTION

*5 year limited warranty

Microtek®
FLEURCO
Glass surface protection

2 sliding door panels for right or left hand entry

Anti-jump safety roller system

3/8" (10mm) clear tempered glass

Tub door height: 66"

Chrome, Brushed Nickel, Matte Black & Brushed Gold finishes

MERCURY Tub Enclosure
 Frameless sliding tub doors

**NEW!
 REVERSIBLE
 LEFT & RIGHT**

Microtek[®]
FLEURCO
 Glass surface protection

FLEURCO **SEKUR**⁺ WITH EZ Clean
 SAFETY PROTECTION

5/16" (8 mm) Tempered clear glass • 66" Height

BYPASS TUB ENCLOSURE 60

57" to 60" W x 66" H · Approx. entry: 26 ¼" to 29 ¼"

MODEL	FINISH	PRICE
NMZT60-11-40	Chrome	\$1,607
NMZT60-25-40	Brushed Nickel	\$1,645
NMZT60-33-40	Matte Black	\$1,680



MERCURY Tub Enclosure

Frameless sliding tub doors

10
year limited
warranty

- 2 sliding door panels for right or left hand entry
- Anti-jump safety roller system
- Vertical handles
- 5/16" (8mm) clear tempered glass
- Tub door height: 66"
- Chrome, Brushed Nickel & Matte Black finishes

 **FLEURCO™ SEKUR⁺ WITH EZ Clean^{*}**
SAFETY PROTECTION

*5 year limited warranty

 **Microtek[®]**
FLEURCO
Glass surface protection

Sliding door and fixed panel



Glass surface protection



3/8" (10 mm) Tempered clear glass • 79" Height

IN-LINE 48

45" to 47" W x 79" H • Approx. entry: 18" to 20"

MODEL	FINISH	PRICE
K2AZ48-35-40	Brushed Stainless	\$2,379
K2AZ48-11-40	Polished Stainless	\$2,439
K2AZ48-12-40	Brushed Gold	\$2,926
BASE	SIZE	PRICE
ADQ3248-18	48" x 32" x 2 3/4"	\$1,166
ADQ3448-18	48" x 34" x 2 3/4"	\$1,188
ABE3648-18-11 or 25-B	48" x 36" x 3"	\$2,214
ADQ3648-18	48" x 36" x 2 3/4"	\$925
ATAS2-3648- __	48" x 36" x 1 3/8"	\$1,348
AU_3648-33	48" x 36" x 2 3/4"	\$1,459
AULV3648-18	48" x 36" x 1 1/2"*	\$1,328
ABF4836-18-3-B	48" x 36" x 2 3/4"	\$968
ADT4836-18-3	48" x 36" x 3"	\$793
ALT4836-18-3	48" x 36" x 2 3/4"	\$793
AZM4836-18-11 or 25-B	48" x 36" x 1 3/8"*	\$1,472
ADT4842-18-3	48" x 42" x 3"	\$1,261

*Unfinished height of threshold

For more information on bases, see bases booklet or www.fleurco.com

IN-LINE 72

69" to 71" W x 79" H • Approx. entry: 29" to 31"

MODEL	FINISH	PRICE
K2AZ72-35-40	Brushed Stainless	\$3,029
K2AZ72-11-40	Polished Stainless	\$3,162
K2AZ72-12-40	Brushed Gold	\$3,795
BASE	SIZE	PRICE
ADQ3672-18	72" x 36" x 2 3/4"	\$1,569

For more information on bases, see bases booklet or www.fleurco.com

IN-LINE 60

57" to 59" W x 79" H • Approx. entry: 23" to 25"

MODEL	FINISH	PRICE
K2AZ60-35-40	Brushed Stainless	\$2,858
K2AZ60-11-40	Polished Stainless	\$2,983
K2AZ60-12-40	Brushed Gold	\$3,580
BASE	SIZE	PRICE
ADQ3060-18	60" x 30" x 2 3/4"	\$987
ABE3260-18-11 or 25-B	60" x 32" x 3"	\$2,264
ADQ3260-18	60" x 32" x 2 3/4"	\$1,014
ATAS2-3260- __	60" x 32" x 1 1/2"	\$1,493
AU_3260-33	60" x 32" x 2 3/4"	\$1,562
AULV3260-18	60" x 32" x 1 1/2"*	\$1,479
ABF6032-18-L3 or R3-B	60" x 32" x 2 3/4"	\$1,041
ADT6032-18-L3 or R3	60" x 32" x 3"	\$871
ALT6032-18-L3 or R3	60" x 32" x 2 3/4"	\$871
AZM6032-18-11 or 25-B	60" x 32" x 1 3/8"*	\$1,586
ADQ3460-18	60" x 34" x 2 3/4"	\$1,306
ABE3660-18-11 or 25-B	60" x 36" x 3"	\$2,305
ADQ3660-18	60" x 36" x 2 3/4"	\$1,041
ATAS2-3660- __	60" x 36" x 1 3/8"	\$1,659
AU_3660-33	60" x 36" x 2 3/4"	\$1,756
AULV3660-18	60" x 36" x 1 1/2"*	\$1,648
ABF6036-18-3-B	60" x 36" x 2 3/4"	\$1,065
ADT6036-18-3	60" x 36" x 3"	\$896
ALT6036-18-3	60" x 36" x 2 3/4"	\$896
AZM6036-18-11 or 25-B	60" x 36" x 1 3/8"*	\$1,638
ADQ4260-18	60" x 42" x 2 3/4"	\$1,523
ADQ4860-18	60" x 48" x 2 3/4"	\$1,630

*Unfinished height of threshold

For more information on bases, see bases booklet or www.fleurco.com



SELECT

K2 In-line

Sliding door & fixed panel

10

year limited warranty

Space-saving sliding door panel

Stainless steel components

Patented anti-jump system

Straight handle

Reversible left or right opening

3/8" (10mm) clear tempered glass

Shower door height: 79"

Brushed Stainless, Polished Stainless & Brushed Gold finishes

Custom sizes available

 **FLEURCO™ SEKUR⁺ WITH EZ Clean^{*}**
SAFETY PROTECTION
*5 year limited warranty

 **Microtek[®]**
FLEURCO
Glass surface protection

NOVARA PLUS In-line

Sliding door and fixed panel

**NEW!
REVERSIBLE
LEFT & RIGHT**



Glass surface protection



3/8" (10 mm) Tempered clear glass • 79" Height

IN-LINE 48

45 1/2" to 48" W x 79" H • Approx. entry: 19" to 21 1/2"

MODEL	FINISH	PRICE
NXVZ148-11-40	Chrome	\$2,267
NXVZ148-25-40	Brushed Nickel	\$2,326
NXVZ148-33-40	Matte Black	\$2,373
BASE	SIZE	PRICE
ADQ3248-18	48" x 32" x 2 3/4"	\$1,166
ADQ3448-18	48" x 34" x 2 3/4"	\$1,188
ABE3648-18-11 or 25-B	48" x 36" x 3"	\$2,214
ADQ3648-18	48" x 36" x 2 3/4"	\$925
ATAS2-3648-	48" x 36" x 1 3/8"	\$1,348
AU_3648-33	48" x 36" x 2 3/4"	\$1,459
AULV3648-18	48" x 36" x 1 1/2"*	\$1,328
ABF4836-18-3-B	48" x 36" x 2 3/4"	\$968
ADT4836-18-3	48" x 36" x 3"	\$793
ALT4836-18-3	48" x 36" x 2 3/4"	\$793
AZM4836-18-11 or 25-B	48" x 36" x 1 3/8"*	\$1,472
ADT4842-18-3	48" x 42" x 3"	\$1,261

*Unfinished height of threshold

For more information on bases, see bases booklet or www.fleurco.com

IN-LINE 60

56" to 60" W x 79" H • Approx. entry: 23 1/2" to 27 1/2"

MODEL	FINISH	PRICE
NXVZ160-11-40	Chrome	\$2,516
NXVZ160-25-40	Brushed Nickel	\$2,575
NXVZ160-33-40	Matte Black	\$2,628
BASE	SIZE	PRICE
ADQ3060-18	60" x 30" x 2 3/4"	\$987
ABE3260-18-11 or 25-B	60" x 32" x 3"	\$2,264
ADQ3260-18	60" x 32" x 2 3/4"	\$1,014
ATAS2-3260-	60" x 32" x 1 1/2"	\$1,493
AU_3260-33	60" x 32" x 2 3/4"	\$1,562
AULV3260-18	60" x 32" x 1 1/2"*	\$1,479
ABF6032-18-L3 or R3-B	60" x 32" x 2 3/4"	\$1,041
ADT6032-18-L3 or R3	60" x 32" x 3"	\$871
ALT6032-18-L3 or R3	60" x 32" x 2 3/4"	\$871
AZM6032-18-11 or 25-B	60" x 32" x 1 3/8"*	\$1,586
ADQ3460-18	60" x 34" x 2 3/4"	\$1,306
ABE3660-18-11 or 25-B	60" x 36" x 3"	\$2,305
ADQ3660-18	60" x 36" x 2 3/4"	\$1,041
ATAS2-3660-	60" x 36" x 1 3/8"	\$1,659
AU_3660-33	60" x 36" x 2 3/4"	\$1,756
AULV3660-18	60" x 36" x 1 1/2"*	\$1,648
ABF6036-18-3-B	60" x 36" x 2 3/4"	\$1,065
ADT6036-18-3	60" x 36" x 3"	\$896
ALT6036-18-3	60" x 36" x 2 3/4"	\$896
AZM6036-18-11 or 25-B	60" x 36" x 1 3/8"*	\$1,638
ADQ4260-18	60" x 42" x 2 3/4"	\$1,523
ADQ4860-18	60" x 48" x 2 3/4"	\$1,630

*Unfinished height of threshold

For more information on bases, see bases booklet or www.fleurco.com

ALL DRAINS SOLD SEPARATELY

	DRAINABS-11	ABS No-Calk 2" drain	Chrome	\$62
	DRAINABS-25	ABS No-Calk 2" drain	Brushed Nickel	\$81
	DRAINABS-33	ABS No-Calk 2" drain	Matte Black	\$116
	DRAINABS-12	ABS No-Calk 2" drain	Brushed Gold	\$218
	DRAINPVC-11	PVC No-Calk 2" drain	Chrome	\$62
	DRAINPVC-25	PVC No-Calk 2" drain	Brushed Nickel	\$81
	DRAINPVC-33	PVC No-Calk 2" drain	Matte Black	\$90
	DRAINPVC-12	PVC No-Calk 2" drain	Brushed Gold	\$218

*Please check local codes to ensure appropriate drain specifications

For AU (Aurora) bases, please see specialty section in the bases booklet



NOVARA PLUS In-line

Sliding door & fixed panel

10
year limited warranty

- Stainless steel roller system
- Door slides smoothly & effortlessly
- Gasket with cushioned bumper
- Detachable bottom guide to facilitate maintenance
- Integrated towel bar
- Reversible left or right opening
- 3/8" (10mm) clear tempered glass
- Shower door height: 79"
- Chrome, Brushed Nickel & Matte Black finishes

FLEURCO™ SEKUR⁺ WITH EZ Clean^{*}
SAFETY PROTECTION
*5 year limited warranty

Microtek[®]
FLEURCO
Glass surface protection

HORIZON In-line

Sliding door and fixed panel

NEW!
REVERSIBLE
LEFT & RIGHT



Glass surface protection



5/16" (8 mm) Tempered clear glass • 75", 79" or 86" Height

IN-LINE 48

46" to 48" W · Approx. entry: 18" to 20"

MODEL	FINISH	HEIGHT	GLASS	PRICE
NHZ148-11-40-75	Chrome	75"	Clear	\$1,622
NHZ148-25-40-75	Brushed Nickel	75"	Clear	\$1,664
NEW NHZ148-33-40-75	Matte Black	75"	Clear	\$1,681
NHZ148-18-40-79	Matte White	79"	Clear	\$1,187
NHZ148-11-40-79	Chrome	79"	Clear	\$1,657
NHZ148-25-40-79	Brushed Nickel	79"	Clear	\$1,699
NHZ148-33-40-79	Matte Black	79"	Clear	\$1,751
NEW NHZ148-15-40-79	Gun Metal	79"	Clear	\$1,807
NHZ148-12-40-79	Brushed Gold	79"	Clear	\$1,956
NHZ148-11-40-86	Chrome	86"	Clear	\$1,864
NHZ148-33-40-86	Matte Black	86"	Clear	\$1,967

BASE	SIZE	PRICE
ADQ3248-18	48" x 32" x 2 3/4"	\$1,166
ADQ3448-18	48" x 34" x 2 3/4"	\$1,188
ABE3648-18-11 or 25-B	48" x 36" x 3"	\$2,214
ADQ3648-18	48" x 36" x 2 3/4"	\$925
ATAS2-3648- <u> </u>	48" x 36" x 1 3/8"	\$1,348
AU_3648-33	48" x 36" x 2 3/4"	\$1,459
AULV3648-18	48" x 36" x 1 1/2"*	\$1,328
ABF4836-18-3-B	48" x 36" x 2 3/4"	\$968
ADT4836-18-3	48" x 36" x 3"	\$793
ALT4836-18-3	48" x 36" x 2 3/4"	\$793
AZM4836-18-11 or 25-B	48" x 36" x 1 3/8"*	\$1,472
ADT4842-18-3	48" x 42" x 3"	\$1,261

*Unfinished height of threshold

For more information on bases, see bases booklet or www.fleurco.com

IN-LINE 54

52" to 54" W · Approx. entry: 20" to 22"

MODEL	FINISH	HEIGHT	GLASS	PRICE
NHZ154-11-40-75	Chrome	75"	Clear	\$1,706
NHZ154-25-40-75	Brushed Nickel	75"	Clear	\$1,745
NEW NHZ154-33-40-75	Matte Black	75"	Clear	\$1,766
NHZ154-11-40-79	Chrome	79"	Clear	\$1,743
NHZ154-25-40-79	Brushed Nickel	79"	Clear	\$1,785
NHZ154-33-40-79	Matte Black	79"	Clear	\$1,839

BASE	SIZE	PRICE
ADT5436-18-3	54" x 36" x 3"	\$1,179

For more information on bases, see bases booklet or www.fleurco.com

ALL DRAINS SOLD SEPARATELY

DRAIN	DESCRIPTION	FINISH	PRICE
DRAINABS-11	ABS No-Calk 2" drain	Chrome	\$62
DRAINABS-25	ABS No-Calk 2" drain	Brushed Nickel	\$81
DRAINABS-33	ABS No-Calk 2" drain	Matte Black	\$116
DRAINABS-12	ABS No-Calk 2" drain	Brushed Gold	\$218
DRAINPVC-11	PVC No-Calk 2" drain	Chrome	\$62
DRAINPVC-25	PVC No-Calk 2" drain	Brushed Nickel	\$81
DRAINPVC-33	PVC No-Calk 2" drain	Matte Black	\$90
DRAINPVC-12	PVC No-Calk 2" drain	Brushed Gold	\$218

*Please check local codes to ensure appropriate drain specifications

For AU (Aurora) bases, please see specialty section in the bases booklet

IN-LINE 60

56" to 60" W · Approx. entry: 21" to 25"

MODEL	FINISH	HEIGHT	GLASS	PRICE
NHZ160-11-40-75	Chrome	75"	Clear	\$1,792
NHZ160-25-40-75	Brushed Nickel	75"	Clear	\$1,831
NEW NHZ160-33-40-75	Matte Black	75"	Clear	\$1,845
NHZ160-18-40-79	Matte White	79"	Clear	\$1,539
NHZ160-11-40-79	Chrome	79"	Clear	\$1,823
NHZ160-25-40-79	Brushed Nickel	79"	Clear	\$1,866
NHZ160-33-40-79	Matte Black	79"	Clear	\$1,921
NEW NHZ160-15-40-79	Gun Metal	79"	Clear	\$1,973
NHZ160-12-40-79	Brushed Gold	79"	Clear	\$2,031
NHZ160-11-40-86	Chrome	86"	Clear	\$2,032
NHZ160-33-40-86	Matte Black	86"	Clear	\$2,137

BASE	SIZE	PRICE
ADQ3060-18	60" x 30" x 2 3/4"	\$987
ABE3260-18-11 or 25-B	60" x 32" x 3"	\$2,264
ADQ3260-18	60" x 32" x 2 3/4"	\$1,014
ATAS2-3260- <u> </u>	60" x 32" x 1 1/2"	\$1,493
AU_3260-33	60" x 32" x 2 3/4"	\$1,562
AULV3260-18	60" x 32" x 1 1/2"*	\$1,479
ABF6032-18-L3 or R3-B	60" x 32" x 2 3/4"	\$1,041
ADT6032-18-L3 or R3	60" x 32" x 3"	\$871
ALT6032-18-L3 or R3	60" x 32" x 2 3/4"	\$871
AZM6032-18-11 or 25-B	60" x 32" x 1 3/8"*	\$1,586
ADQ3460-18	60" x 34" x 2 3/4"	\$1,306
ABE3660-18-11 or 25-B	60" x 36" x 3"	\$2,305
ADQ3660-18	60" x 36" x 2 3/4"	\$1,041
ATAS2-3660- <u> </u>	60" x 36" x 1 3/8"	\$1,659
AU_3660-33	60" x 36" x 2 3/4"	\$1,756
AULV3660-18	60" x 36" x 1 1/2"*	\$1,648
ABF6036-18-3-B	60" x 36" x 2 3/4"	\$1,065
ADT6036-18-3	60" x 36" x 3"	\$896
ALT6036-18-3	60" x 36" x 2 3/4"	\$896
AZM6036-18-11 or 25-B	60" x 36" x 1 3/8"*	\$1,638
ADQ4260-18	60" x 42" x 2 3/4"	\$1,523
ADQ4860-18	60" x 48" x 2 3/4"	\$1,630

*Unfinished height of threshold

For more information on bases, see bases booklet or www.fleurco.com

NEW!
GUN METAL
FINISH

SLIDING IN-LINE SHOWERS

HORIZON

NH2160-15-40-79

HORIZON In-line

Sliding door & fixed panel

10
year limited
warranty

- European style frameless door
- Reversible left or right opening
- Detachable bottom guide to facilitate maintenance
- Easy to install
- Door magnets ensure a water-tight seal
- 5/16" (8mm) tempered clear glass
- Shower door heights: 75", 79" & 86" *

Matte White, Chrome, Brushed Nickel, Matte Black, Gun Metal & Brushed Gold finishes*

*Options vary by dimension. See page 8 for more information.

 FLEURCO™ SEKUR⁺ WITH EZ Clean *

SAFETY PROTECTION

*5 year limited warranty

 Microtek®
FLEURCO

Glass surface protection

 FLEURCO™ www.fleurco.com

HORIZON Access In-line

Sliding door and fixed panel with exterior faucet reach



Glass surface protection



5/16" (8 mm) Tempered clear glass • 79" Height

These units are reversible.

IN-LINE 48

46" to 48" W · Approx. entry: 18" to 20"

MODEL	FINISH	HEIGHT	GLASS	PRICE	BASE	SIZE	PRICE
NHZ148OP-11-40-79	Chrome	79"	Clear	\$1,658	ADQ3248-18	48" x 32" x 2 3/4"	\$1,166
NHZ148OP-25-40-79	Brushed Nickel	79"	Clear	\$1,700	ADQ3448-18	48" x 34" x 2 3/4"	\$1,188
NHZ148OP-33-40-79	Matte Black	79"	Clear	\$1,751	ABE3648-18-11 or 25-B	48" x 36" x 3"	\$2,214
					ADQ3648-18	48" x 36" x 2 3/4"	\$925
					ATAS2-3648- _	48" x 36" x 1 3/8"	\$1,348
					AU _ 3648-33	48" x 36" x 2 3/4"	\$1,459
					AULV3648-18	48" x 36" x 1 1/2"*	\$1,328
					ABF4836-18-3-B	48" x 36" x 2 3/4"	\$968
					ADT4836-18-3	48" x 36" x 3"	\$793
					ALT4836-18-3	48" x 36" x 2 3/4"	\$793
					AZM4836-18-11 or 25-B	48" x 36" x 1 3/8"*	\$1,472
					ADT4842-18-3	48" x 42" x 3"	\$1,261

*Unfinished height of threshold

For more information on bases, see bases booklet or www.fleurco.com

IN-LINE 60

56" to 60" W · Approx. entry: 21" to 25"

MODEL	FINISH	HEIGHT	GLASS	PRICE	BASE	SIZE	PRICE
NHZ160OP-11-40-79	Chrome	79"	Clear	\$1,823	ADQ3060-18	60" x 30" x 2 3/4"	\$987
NHZ160OP-25-40-79	Brushed Nickel	79"	Clear	\$1,867	ABE3260-18-11 or 25-B	60" x 32" x 3"	\$2,264
NHZ160OP-33-40-79	Matte Black	79"	Clear	\$1,921	ADQ3260-18	60" x 32" x 2 3/4"	\$1,014
					ATAS2-3260- _	60" x 32" x 1 1/2"	\$1,493
					AU _ 3260-33	60" x 32" x 2 3/4"	\$1,562
					AULV3260-18	60" x 32" x 1 1/2"*	\$1,479
					ABF6032-18-L3 or R3-B	60" x 32" x 2 3/4"	\$1,041
					ADT6032-18-L3 or R3	60" x 32" x 3"	\$871
					ALT6032-18-L3 or R3	60" x 32" x 2 3/4"	\$871
					AZM6032-18-11 or 25-B	60" x 32" x 1 3/8"*	\$1,586
					ADQ3460-18	60" x 34" x 2 3/4"	\$1,306
					ABE3660-18-11 or 25-B	60" x 36" x 3"	\$2,305
					ADQ3660-18	60" x 36" x 2 3/4"	\$1,041
					ATAS2-3660- _	60" x 36" x 1 3/8"	\$1,659
					AU _ 3660-33	60" x 36" x 2 3/4"	\$1,756
					AULV3660-18	60" x 36" x 1 1/2"*	\$1,648
					ABF6036-18-3-B	60" x 36" x 2 3/4"	\$1,065
					ADT6036-18-3	60" x 36" x 3"	\$896
					ALT6036-18-3	60" x 36" x 2 3/4"	\$896
					AZM6036-18-11 or 25-B	60" x 36" x 1 3/8"*	\$1,638
					ADQ4260-18	60" x 42" x 2 3/4"	\$1,523
					ADQ4860-18	60" x 48" x 2 3/4"	\$1,630

*Unfinished height of threshold

For more information on bases, see bases booklet or www.fleurco.com



HORIZON Access In-line

Sliding door & fixed panel with exterior faucet reach

10
year limited
warranty

- European style frameless door
- Reversible left or right opening
- Detachable bottom guide to facilitate maintenance
- Fixed panel with exterior faucet reach
- Easy to install
- Door magnets ensure a water-tight seal
- 5/16" (8mm) tempered clear glass
- Shower door height: 79"
- Chrome, Brushed Nickel & Matte Black finishes

 **FLEURCO™ SEKUR⁺ WITH EZ Clean ***
SAFETY PROTECTION

*5 year limited warranty

 **Microtek®**
FLEURCO
Glass surface protection

SKYLINE In-line

Sliding door and fixed panel

NEW!
REVERSIBLE
LEFT & RIGHT


Glass surface protection

FLEURCO SEKUR⁺ WITH **EZ Clean**
 SAFETY PROTECTION

5/16" (8 mm) Tempered clear glass • 75", 79" or 86" Height

IN-LINE 48

46" to 48" W · Approx. entry: 18" to 20"

MODEL	FINISH	HEIGHT	GLASS	PRICE
NSZ148-11-40-75	Chrome	75"	Clear	\$1,622
NSZ148-25-40-75	Brushed Nickel	75"	Clear	\$1,664
NEW NSZ148-33-40-75	Matte Black	75"	Clear	\$1,681
NSZ148-18-40-79	Matte White	79"	Clear	\$1,187
NSZ148-11-40-79	Chrome	79"	Clear	\$1,657
NSZ148-25-40-79	Brushed Nickel	79"	Clear	\$1,699
NSZ148-33-40-79	Matte Black	79"	Clear	\$1,751
NEW NSZ148-15-40-79	Gun Metal	79"	Clear	\$1,807
NSZ148-12-40-79	Brushed Gold	79"	Clear	\$1,956
NSZ148-11-40-86	Chrome	86"	Clear	\$1,864
NSZ148-33-40-86	Matte Black	86"	Clear	\$1,967

BASE	SIZE	PRICE
ADQ3248-18	48" x 32" x 2 3/4"	\$1,166
ADQ3448-18	48" x 34" x 2 3/4"	\$1,188
ABE3648-18-11 or 25-B	48" x 36" x 3"	\$2,214
ADQ3648-18	48" x 36" x 2 3/4"	\$925
ATAS2-3648- ₋	48" x 36" x 1 3/8"	\$1,348
AU_3648-33	48" x 36" x 2 3/4"	\$1,459
AULV3648-18	48" x 36" x 1 1/2"*	\$1,328
ABF4836-18-3-B	48" x 36" x 2 3/4"	\$968
ADT4836-18-3	48" x 36" x 3"	\$793
ALT4836-18-3	48" x 36" x 2 3/4"	\$793
AZM4836-18-11 or 25-B	48" x 36" x 1 3/8"*	\$1,472
ADT4842-18-3	48" x 42" x 3"	\$1,261

*Unfinished height of threshold

For more information on bases, see bases booklet or www.fleurco.com

IN-LINE 54


52" to 54" W · Approx. entry: 20" to 22"

MODEL	FINISH	HEIGHT	GLASS	PRICE
NSZ154-11-40-75	Chrome	75"	Clear	\$1,706
NSZ154-25-40-75	Brushed Nickel	75"	Clear	\$1,746
NEW NSZ154-33-40-75	Matte Black	75"	Clear	\$1,766
NSZ154-11-40-79	Chrome	79"	Clear	\$1,743
NSZ154-25-40-79	Brushed Nickel	79"	Clear	\$1,785
NSZ154-33-40-79	Matte Black	79"	Clear	\$1,839

BASE	SIZE	PRICE
ADT5436-18-3	54" x 36" x 3"	\$1,179

For more information on bases, see bases booklet or www.fleurco.com

ALL DRAINS SOLD SEPARATELY

DRAIN	DRAINABS-11	DRAINABS-25	DRAINABS-33	DRAINABS-12	DRAINPVC-11	DRAINPVC-25	DRAINPVC-33	DRAINPVC-12	PRICE
	ABS No-Calk 2" drain	ABS No-Calk 2" drain	ABS No-Calk 2" drain	ABS No-Calk 2" drain	PVC No-Calk 2" drain	PVC No-Calk 2" drain	PVC No-Calk 2" drain	PVC No-Calk 2" drain	\$62
	Chrome	Brushed Nickel	Matte Black	Brushed Gold	Chrome	Brushed Nickel	Matte Black	Brushed Gold	\$81
	Matte Black	Brushed Gold	Chrome	Brushed Nickel	Matte Black	Brushed Gold			\$116
	Brushed Gold	Chrome	Brushed Nickel	Matte Black	Brushed Gold				\$218
	Chrome	Brushed Nickel	Matte Black	Brushed Gold					\$62
	Brushed Nickel	Matte Black	Brushed Gold						\$81
	Matte Black	Brushed Gold							\$90
	Brushed Gold								\$218

*Please check local codes to ensure appropriate drain specifications

For AU (Aurora) bases, please see specialty section in the bases booklet

IN-LINE 60

56" to 60" W · Approx. entry: 21" to 25"

MODEL	FINISH	HEIGHT	GLASS	PRICE
NSZ160-11-40-75	Chrome	75"	Clear	\$1,792
NSZ160-25-40-75	Brushed Nickel	75"	Clear	\$1,831
NEW NSZ160-33-40-75	Matte Black	75"	Clear	\$1,845
NSZ160-18-40-79	Matte White	79"	Clear	\$1,539
NSZ160-11-40-79	Chrome	79"	Clear	\$1,823
NSZ160-25-40-79	Brushed Nickel	79"	Clear	\$1,866
NSZ160-33-40-79	Matte Black	79"	Clear	\$1,921
NEW NSZ160-15-40-79	Gun Metal	79"	Clear	\$1,973
NSZ160-12-40-79	Brushed Gold	79"	Clear	\$2,031
NSZ160-11-40-86	Chrome	86"	Clear	\$2,032
NSZ160-33-40-86	Matte Black	86"	Clear	\$2,137

BASE	SIZE	PRICE
ADQ3060-18	60" x 30" x 2 3/4"	\$987
ABE3260-18-11 or 25-B	60" x 32" x 3"	\$2,264
ADQ3260-18	60" x 32" x 2 3/4"	\$1,014
ATAS2-3260- ₋	60" x 32" x 1 1/2"	\$1,493
AU_3260-33	60" x 32" x 2 3/4"	\$1,562
AULV3260-18	60" x 32" x 1 1/2"*	\$1,479
ABF6032-18-L3 or R3-B	60" x 32" x 2 3/4"	\$1,041
ADT6032-18-L3 or R3	60" x 32" x 3"	\$871
ALT6032-18-L3 or R3	60" x 32" x 2 3/4"	\$871
AZM6032-18-11 or 25-B	60" x 32" x 1 3/8"*	\$1,586
ADQ3460-18	60" x 34" x 2 3/4"	\$1,306
ABE3660-18-11 or 25-B	60" x 36" x 3"	\$2,305
ADQ3660-18	60" x 36" x 2 3/4"	\$1,041
ATAS2-3660- ₋	60" x 36" x 1 3/8"	\$1,659
AU_3660-33	60" x 36" x 2 3/4"	\$1,756
AULV3660-18	60" x 36" x 1 1/2"*	\$1,648
ABF6036-18-3-B	60" x 36" x 2 3/4"	\$1,065
ADT6036-18-3	60" x 36" x 3"	\$896
ALT6036-18-3	60" x 36" x 2 3/4"	\$896
AZM6036-18-11 or 25-B	60" x 36" x 1 3/8"*	\$1,638
ADQ4260-18	60" x 42" x 2 3/4"	\$1,523
ADQ4860-18	60" x 48" x 2 3/4"	\$1,630

*Unfinished height of threshold

For more information on bases, see bases booklet or www.fleurco.com



NEW!
GUN METAL
FINISH



NSZ160-15-40-79

NSZ160-12-40-79

SKYLINE^{In-line}

Sliding door & fixed panel

10
year limited
warranty

- European style frameless door
- Reversible left or right opening
- Detachable bottom guide to facilitate maintenance
- Easy to install
- Door magnets ensure a water-tight seal
- 5/16" (8mm) tempered clear glass
- Shower door heights: 75", 79" & 86" *

Matte White, Chrome, Brushed Nickel, Matte Black, Gun Metal & Brushed Gold finishes*

*Options vary by dimension. See page 14 for more information.

 **FLEURCO™ SEKUR⁺ WITH EZ Clean^{*}**
SAFETY PROTECTION
*5 year limited warranty

 **Microtek[®]**
FLEURCO
Glass surface protection

SKYLINE^{Access} In-line

Sliding door and fixed panel with exterior faucet reach

5/16" (8 mm) Tempered clear glass • 79" Height

NEW!



Glass surface protection



These units are reversible.

IN-LINE 48

46" to 48" W · Approx. entry: 18" to 20"

MODEL	FINISH	HEIGHT	GLASS	PRICE	BASE	SIZE	PRICE
NSZ148OP-11-40-79	Chrome	79"	Clear	\$1,658	ADQ3248-18	48" x 32" x 2 3/4"	\$1,166
NSZ148OP-25-40-79	Brushed Nickel	79"	Clear	\$1,700	ADQ3448-18	48" x 34" x 2 3/4"	\$1,188
NSZ148OP-33-40-79	Matte Black	79"	Clear	\$1,751	ABE3648-18-11 or 25-B	48" x 36" x 3"	\$2,214
					ADQ3648-18	48" x 36" x 2 3/4"	\$925
					ATAS2-3648- _	48" x 36" x 1 3/8"	\$1,348
					AU _ 3648-33	48" x 36" x 2 3/4"	\$1,459
					AULV3648-18	48" x 36" x 1 1/2"*	\$1,328
					ABF4836-18-3-B	48" x 36" x 2 3/4"	\$968
					ADT4836-18-3	48" x 36" x 3"	\$793
					ALT4836-18-3	48" x 36" x 2 3/4"	\$793
					AZM4836-18-11 or 25-B	48" x 36" x 1 3/8"*	\$1,472
					ADT4842-18-3	48" x 42" x 3"	\$1,261

*Unfinished height of threshold

For more information on bases, see bases booklet or www.fleurco.com

IN-LINE 60

56" to 60" W · Approx. entry: 21" to 25"

MODEL	FINISH	HEIGHT	GLASS	PRICE	BASE	SIZE	PRICE
NSZ160OP-11-40-79	Chrome	79"	Clear	\$1,823	ADQ3060-18	60" x 30" x 2 3/4"	\$987
NSZ160OP-25-40-79	Brushed Nickel	79"	Clear	\$1,867	ABE3260-18-11 or 25-B	60" x 32" x 3"	\$2,264
NSZ160OP-33-40-79	Matte Black	79"	Clear	\$1,921	ADQ3260-18	60" x 32" x 2 3/4"	\$1,014
					ATAS2-3260- _	60" x 32" x 1 1/2"	\$1,493
					AU _ 3260-33	60" x 32" x 2 3/4"	\$1,562
					AULV3260-18	60" x 32" x 1 1/2"*	\$1,479
					ABF6032-18-L3 or R3-B	60" x 32" x 2 3/4"	\$1,041
					ADT6032-18-L3 or R3	60" x 32" x 3"	\$871
					ALT6032-18-L3 or R3	60" x 32" x 2 3/4"	\$871
					AZM6032-18-11 or 25-B	60" x 32" x 1 3/8"*	\$1,586
					ADQ3460-18	60" x 34" x 2 3/4"	\$1,306
					ABE3660-18-11 or 25-B	60" x 36" x 3"	\$2,305
					ADQ3660-18	60" x 36" x 2 3/4"	\$1,041
					ATAS2-3660- _	60" x 36" x 1 3/8"	\$1,659
					AU _ 3660-33	60" x 36" x 2 3/4"	\$1,756
					AULV3660-18	60" x 36" x 1 1/2"*	\$1,648
					ABF6036-18-3-B	60" x 36" x 2 3/4"	\$1,065
					ADT6036-18-3	60" x 36" x 3"	\$896
					ALT6036-18-3	60" x 36" x 2 3/4"	\$896
					AZM6036-18-11 or 25-B	60" x 36" x 1 3/8"*	\$1,638
					ADQ4260-18	60" x 42" x 2 3/4"	\$1,523
					ADQ4860-18	60" x 48" x 2 3/4"	\$1,630

*Unfinished height of threshold

For more information on bases, see bases booklet or www.fleurco.com



SKYLINE Access In-line

Sliding door & fixed panel with exterior faucet reach

10
year limited warranty

- European style frameless door
- Reversible left or right opening
- Detachable bottom guide to facilitate maintenance
- Fixed panel with exterior faucet reach
- Easy to install
- Door magnets ensure a water-tight seal
- 5/16" (8mm) tempered clear glass
- Shower door height: 79"
- Chrome, Brushed Nickel & Matte Black finishes

FLEURCO™ SEKUR⁺ WITH EZ Clean *
SAFETY PROTECTION
*5 year limited warranty

Microtek®
FLEURCO
Glass surface protection

APOLLO In-line

Sliding door and fixed panel



Glass surface protection



1/4" (6 mm) Tempered clear glass • 75" Height
5/16" (8 mm) Tempered clear glass • 75" Height

These units are reversible.

IN-LINE 48

45" to 48" W x 75" H • Approx. entry: 18" to 21"

MODEL	FINISH	PRICE
1/4" (6 mm) tempered glass		
NAS48-11-40-75	Chrome	\$1,388
NAS48-25-40-75	Brushed Nickel	\$1,447
NAS48-33-40-75	Matte Black	\$1,458
5/16" (8 mm) tempered glass		
NA8S48-11-40-75	Chrome	\$1,445
NA8S48-25-40-75	Brushed Nickel	\$1,504
NA8S48-33-40-75	Matte Black	\$1,514
BASE	SIZE	PRICE
ADQ3248-18	48" x 32" x 2 3/4"	\$1,166
ADQ3448-18	48" x 34" x 2 3/4"	\$1,188
ABE3648-18-11 or 25-B	48" x 36" x 3"	\$2,214
ADQ3648-18	48" x 36" x 2 3/4"	\$925
ATAS2-3648- ₋	48" x 36" x 1 3/8"	\$1,348
AU_3648-33	48" x 36" x 2 3/4"	\$1,459
AULV3648-18	48" x 36" x 1 1/2"*	\$1,328
ABF4836-18-3-B	48" x 36" x 2 3/4"	\$968
ADT4836-18-3	48" x 36" x 3"	\$793
ALT4836-18-3	48" x 36" x 2 3/4"	\$793
AZM4836-18-11 or 25-B	48" x 36" x 1 3/8"*	\$1,472
ADT4842-18-3	48" x 42" x 3"	\$1,261

*Unfinished height of threshold

For more information on bases, see bases booklet or www.fleurco.com

IN-LINE 54

51" to 54" W x 75" H • Approx. entry: 21" to 24"

MODEL	FINISH	PRICE
1/4" (6 mm) tempered glass		
NAS54-11-40-75	Chrome	\$1,466
NAS54-25-40-75	Brushed Nickel	\$1,524
NAS54-33-40-75	Matte Black	\$1,536
BASE	SIZE	PRICE
ADT5436-18-3	54" x 36" x 3"	\$1,179

For more information on bases, see bases booklet or www.fleurco.com

IN-LINE 72

69" to 72" W x 75" H • Approx. entry: 30"

MODEL	FINISH	PRICE
1/4" (6 mm) tempered glass		
NAS72-11-40-75	Chrome	\$1,622
NAS72-25-40-75	Brushed Nickel	\$1,678
NAS72-33-40-75	Matte Black	\$1,687
BASE	SIZE	PRICE
ADQ3672-18	72" x 36" x 2 3/4"	\$1,569

IN-LINE 60

57" to 60" W x 75" H • Approx. entry: 24" to 27"

MODEL	FINISH	PRICE
1/4" (6 mm) tempered glass		
NAS60-11-40-75	Chrome	\$1,546
NAS60-25-40-75	Brushed Nickel	\$1,604
NAS60-33-40-75	Matte Black	\$1,613
5/16" (8 mm) tempered glass		
NA8S60-11-40-75	Chrome	\$1,603
NA8S60-25-40-75	Brushed Nickel	\$1,661
NA8S60-33-40-75	Matte Black	\$1,670
BASE	SIZE	PRICE
ADQ3060-18	60" x 30" x 2 3/4"	\$987
ABE3260-18-11 or 25-B	60" x 32" x 3"	\$2,264
ADQ3260-18	60" x 32" x 2 3/4"	\$1,014
ATAS2-3260- ₋	60" x 32" x 1 1/2"	\$1,493
AU_3260-33	60" x 32" x 2 3/4"	\$1,562
AULV3260-18	60" x 32" x 1 1/2"*	\$1,479
ABF6032-18-L3 or R3-B	60" x 32" x 2 3/4"	\$1,041
ADT6032-18-L3 or R3	60" x 32" x 3"	\$871
ALT6032-18-L3 or R3	60" x 32" x 2 3/4"	\$871
AZM6032-18-11 or 25-B	60" x 32" x 1 3/8"*	\$1,586
ADQ3460-18	60" x 34" x 2 3/4"	\$1,306
ABE3660-18-11 or 25-B	60" x 36" x 3"	\$2,305
ADQ3660-18	60" x 36" x 2 3/4"	\$1,041
ATAS2-3660- ₋	60" x 36" x 1 3/8"	\$1,659
AU_3660-33	60" x 36" x 2 3/4"	\$1,756
AULV3660-18	60" x 36" x 1 1/2"*	\$1,648
ABF6036-18-3-B	60" x 36" x 2 3/4"	\$1,065
ADT6036-18-3	60" x 36" x 3"	\$896
ALT6036-18-3	60" x 36" x 2 3/4"	\$896
AZM6036-18-11 or 25-B	60" x 36" x 1 3/8"*	\$1,638
ADQ4260-18	60" x 42" x 2 3/4"	\$1,523
ADQ4860-18	60" x 48" x 2 3/4"	\$1,630

*Unfinished height of threshold

For more information on bases, see bases booklet or www.fleurco.com



APOLLO In-line

Sliding door & fixed panel

10
year limited
warranty

- Reversible left or right opening
- Anti-jump system
- Built-in door stop
- Adjustable wall mount
- Detachable bottom guide to facilitate maintenance
- 1/4" (6mm) and 5/16" (8mm)* clear tempered glass
- Shower door height: 75"

Chrome, Brushed Nickel & Matte Black finishes

*Certain dimensions only. See page 22 for more information.

 **FLEURCO™ SEKUR⁺ WITH EZ Clean^{*}**
SAFETY PROTECTION
*5 year limited warranty

 **Microtek[®]**
FLEURCO
Glass surface protection

SELECT
K2 2 Sided CRP

Sliding door and fixed panel with return panel (closes against return panel)

NEW!
REVERSIBLE
LEFT & RIGHT



Glass surface protection



3/8" (10 mm) Tempered clear glass • 79" Height

IN-LINE 48 WITH 36" RETURN PANEL

45" to 47" W x 79" H · Approx. entry: 18" to 20"

MODEL	FINISH	PRICE
K2AZ-4836-35-40	Brushed Stainless	\$3,555
K2AZ-4836-11-40	Polished Stainless	\$3,674
K2AZ-4836-12-40	Brushed Gold	\$4,409
BASE	SIZE	
ABE3648-18-11 or 25-B	48" x 36" x 3"	\$2,214
ADQ3648-18	48" x 36" x 2 3/4"	\$925
ATAS2-3648- <u> </u>	48" x 36" x 1 3/8"	\$1,348
AU_3648-33	48" x 36" x 2 3/4"	\$1,459
AULV3648-18	48" x 36" x 1 1/2"*	\$1,328
ADT4836-18-L2 or R2	48" x 36" x 3"	\$1,100
ADTC4836-18-L2 or R2	48" x 36" x 3"	\$1,100
ALT4836-18-L2 or R2	48" x 36" x 2 3/4"	\$1,100

*Unfinished height of threshold

For more information on bases, see bases booklet or www.fleurco.com

IN-LINE 60 WITH 36" RETURN PANEL

57 1/4" to 59 1/4" W x 79" H · Approx. entry: 23" to 25"

MODEL	FINISH	PRICE
K2AZ-6036-35-40	Brushed Stainless	\$4,034
K2AZ-6036-11-40	Polished Stainless	\$4,220
K2AZ-6036-12-40	Brushed Gold	\$5,062
BASE	SIZE	
ABE3660-18-11 or 25-B	60" x 36" x 3"	\$2,305
ADQ3660-18	60" x 36" x 2 3/4"	\$1,041
ATAS2-3660- <u> </u>	60" x 36" x 1 3/8"	\$1,659
AU_3660-33	60" x 36" x 2 3/4"	\$1,756
AULV3660-18	60" x 36" x 1 1/2"*	\$1,648
ADT6036-18-L2 or R2	60" x 36" x 3"	\$1,261
ADTC6036-18-L2 or R2	60" x 36" x 3"	\$1,261
ALT6036-18-L2 or R2	60" x 36" x 2 3/4"	\$1,261

*Unfinished height of threshold

For more information on bases, see bases booklet or www.fleurco.com

IN-LINE 72 WITH 36" RETURN PANEL

69" to 71" W x 79" H · Approx. entry: 29" to 31"

MODEL	FINISH	PRICE
K2AZ-7236-35-40	Brushed Stainless	\$4,206
K2AZ-7236-11-40	Polished Stainless	\$4,397
K2AZ-7236-12-40	Brushed Gold	\$5,278
BASE	SIZE	
ADQ3672-18	72" x 36" x 2 3/4"	\$1,569

For more information on bases, see bases booklet or www.fleurco.com

RETURN PANEL*

36" RP = 33 3/4" to 34 3/8"

ALL DRAINS SOLD SEPARATELY

DRAIN	Image	Description	Price
DRAINABS-11		ABS No-Calk 2" drain	Chrome \$62
DRAINABS-25		ABS No-Calk 2" drain	Brushed Nickel \$81
DRAINABS-33		ABS No-Calk 2" drain	Matte Black \$116
DRAINABS-12		ABS No-Calk 2" drain	Brushed Gold \$218
DRAINPVC-11		PVC No-Calk 2" drain	Chrome \$62
DRAINPVC-25		PVC No-Calk 2" drain	Brushed Nickel \$81
DRAINPVC-33		PVC No-Calk 2" drain	Matte Black \$90
DRAINPVC-12		PVC No-Calk 2" drain	Brushed Gold \$218

*Please check local codes to ensure appropriate drain specifications
For AU (Aurora) bases, please see specialty section in the bases booklet

Fleurco offers a wide variety of custom sizes and configurations.
Please contact customer service to learn more.

*Adjustments from finished wall to center of fixed panel
For showers installed on anything other than a **Fleurco** base, please verify specs at www.fleurco.com



SELECT **K2** 2 Sided

Sliding door & fixed panel with return panel (closes against return panel)

10
year limited warranty

Space-saving sliding door panel

Stainless steel components

Straight handle

Patented anti-jump system

Reversible left or right opening

3/8" (10mm) clear tempered glass

Shower door height: 79"

Brushed Stainless, Polished Stainless & Brushed Gold finishes

Custom sizes available

FLEURCO™ SEKUR⁺ WITH **EZ Clean^{*}**

SAFETY PROTECTION

*5 year limited warranty

Microtek[®]
FLEURCO

Glass surface protection

NOVARA PLUS 2 Sided

CRP CW

**NEW!
REVERSIBLE
LEFT & RIGHT**



Glass surface protection



Door and fixed panel with return panel

3/8" (10 mm) Tempered clear glass • 79" Height

RP You must indicate your return panel size 32", 36" or 42" in the "RP" field

IN-LINE 48 WITH RETURN PANEL

45 1/2" to 48" W x 79" H · Approx. entry: 19" to 21 1/2"

MODEL	FINISH	PRICE			BASE	SIZE	PRICE
		32"	36"	42"			
NXVZ2-48 _{RP} -11-40	Chrome	\$3,109	\$3,184	\$3,279	ADQ3248-18	48" x 32" x 2 3/4"	\$1,166
NXVZ2-48 __ -25-40	Brushed Nickel	\$3,193	\$3,267	\$3,364	ABE3648-18-11 or 25-B	48" x 36" x 3"	\$2,214
NXVZ2-48 __ -33-40	Matte Black	\$3,266	\$3,345	\$3,438	ADQ3648-18	48" x 36" x 2 3/4"	\$925
					ATAS2-3648- _	48" x 36" x 1 3/8"	\$1,348
					AU_3648-33	48" x 36" x 2 3/4"	\$1,459
					AULV3648-18	48" x 36" x 1 1/2"*	\$1,328
					ADT4836-18-L2 or R2	48" x 36" x 3"	\$1,100
					ADTC4836-18-L2 or R2	48" x 36" x 3"	\$1,100
					ALT4836-18-L2 or R2	48" x 36" x 2 3/4"	\$1,100
					ADT4842-18-L2 or R2	48" x 42" x 3"	\$1,261

IN-LINE 60 WITH RETURN PANEL

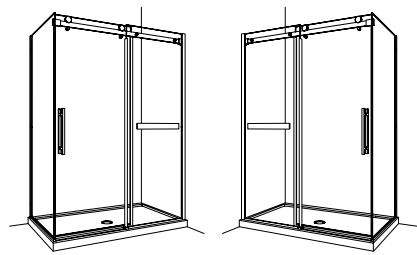
56" to 60" W x 79" H · Approx. entry: 23 1/2" to 27 1/2"

MODEL	FINISH	PRICE			BASE	SIZE	PRICE
		32"	36"	42"			
NXVZ2-60 _{RP} -11-40	Chrome	\$3,358	\$3,433	\$3,528	ABE3260-18-11 or 25-B	60" x 32" x 3"	\$2,264
NXVZ2-60 __ -25-40	Brushed Nickel	\$3,442	\$3,516	\$3,613	ADQ3260-18	60" x 32" x 2 3/4"	\$1,014
NXVZ2-60 __ -33-40	Matte Black	\$3,521	\$3,600	\$3,693	ATAS2-3260- _	60" x 32" x 1 1/2"	\$1,493
					AU_3260-33	60" x 32" x 2 3/4"	\$1,562
					AULV3260-18	60" x 32" x 1 1/2"*	\$1,479
					ABE3660-18-11 or 25-B	60" x 36" x 3"	\$2,305
					ADQ3660-18	60" x 36" x 2 3/4"	\$1,041
					ATAS2-3660- _	60" x 36" x 1 3/8"	\$1,659
					AU_3660-33	60" x 36" x 2 3/4"	\$1,756
					AULV3660-18	60" x 36" x 1 1/2"*	\$1,648
					ADT6036-18-L2 or R2	60" x 36" x 3"	\$1,261
					ADTC6036-18-L2 or R2	60" x 36" x 3"	\$1,261
					ALT6036-18-L2 or R2	60" x 36" x 2 3/4"	\$1,261
					ADQ4260-18	60" x 42" x 2 3/4"	\$1,523

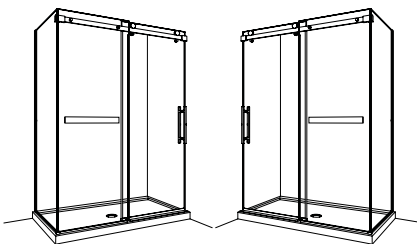
*Unfinished height of threshold

For more information on bases, see bases booklet or www.fleurco.com

CRP Door & return panel must be on the same side for CRP configuration.



CW Door & return panel must be on opposite sides for CW configuration.



*Unfinished height of threshold

For more information on bases, see bases booklet or www.fleurco.com

ALL DRAINS SOLD SEPARATELY

DRAIN	No-Calk™ Shower Base Drain				
DRAINABS-11	ABS No-Calk 2" drain	Chrome	\$62		
DRAINABS-25	ABS No-Calk 2" drain	Brushed Nickel	\$81		
DRAINABS-33	ABS No-Calk 2" drain	Matte Black	\$116		
DRAINABS-12	ABS No-Calk 2" drain	Brushed Gold	\$218		
DRAINPVC-11	PVC No-Calk 2" drain	Chrome	\$62		
DRAINPVC-25	PVC No-Calk 2" drain	Brushed Nickel	\$81		
DRAINPVC-33	PVC No-Calk 2" drain	Matte Black	\$90		
DRAINPVC-12	PVC No-Calk 2" drain	Brushed Gold	\$218		

*Please check local codes to ensure appropriate drain specifications
For AU (Aurora) bases, please see specialty section in the bases booklet



Novara Plus 3 sided available as a custom configuration. Please contact customer service for more information.

RETURN PANELS
32" RP = 29 3/8" to 29 7/8"
36" RP = 33 3/8" to 33 7/8"
42" RP = 39 3/8" to 39 7/8"

SLIDING 2 SIDED SHOWERS

NOVARA PLUS

NXVZ2-6032-11-40



NOVARA PLUS 2 Sided

Sliding door & fixed panel with return panel

10
year limited warranty

- Stainless steel roller system
- Door slides smoothly & effortlessly
- Gasket with cushioned bumper
- Integrated towel bar
- Reversible left or right opening
- Detachable bottom guide to facilitate maintenance
- 3/8" (10mm) clear tempered glass
- Shower door height: 79"
- Chrome, Brushed Nickel & Matte Black finishes

FLEURCO™ SEKUR⁺ WITH EZ Clean *
SAFETY PROTECTION
*5 year limited warranty

Microtek®
FLEURCO
Glass surface protection

FLEURCO™ www.fleurco.com

HORIZON² sided CRP

Door and fixed panel with return panel
(closes against return panel)

NEW!
REVERSIBLE
LEFT & RIGHT



Glass surface protection




5/16" (8 mm) Tempered clear glass • 75", 79" or 86" Height

RP You must indicate your return panel size 32", 36" or 42" in the "RP" field

OPENING SIZE	APPROX. ENTRY	MODEL	FINISH	HEIGHT	GLASS	RETURN PANELS		
						32"	36"	42"
46" to 48" W	18" to 20"	NH22-48 ^{RP} -11-40-75	Chrome	75"	Clear	\$2,242	\$2,313	\$2,417
		NH22-48__-25-40-75	Brushed Nickel	75"	Clear	\$2,298	\$2,379	\$2,481
		NEW NH22-48__-33-40-75	Matte Black	75"	Clear	\$2,394	\$2,482	\$2,493
		NH22-48__-18-40-79	Matte White	79"	Clear	\$1,708	\$1,737	N/A
		NH22-48__-11-40-79	Chrome	79"	Clear	\$2,348	\$2,393	\$2,453
		NH22-48__-25-40-79	Brushed Nickel	79"	Clear	\$2,414	\$2,454	\$2,519
		NH22-48__-33-40-79	Matte Black	79"	Clear	\$2,494	\$2,584	\$2,597
		NEW NH22-4836-15-40-79	Gun Metal	79"	Clear	N/A	\$2,618	N/A
		NH22-48__-12-40-79	Brushed Gold	79"	Clear	\$2,771	\$2,825	N/A
		NH22-48__-11-40-86	Chrome	86"	Clear	\$2,605	\$2,647	\$2,736
52" to 54" W	20" to 22"	NH22-48__-33-40-86	Matte Black	86"	Clear	\$2,751	\$2,795	\$2,854
		NH22-54 ^{RP} -11-40-75	Chrome	75"	Clear	\$2,326	\$2,397	\$2,501
		NH22-54__-25-40-75	Brushed Nickel	75"	Clear	\$2,380	\$2,461	\$2,563
		NEW NH22-54__-33-40-75	Matte Black	75"	Clear	\$2,479	\$2,567	\$2,578
		NH22-54__-11-40-79	Chrome	79"	Clear	\$2,434	\$2,479	\$2,539
		NH22-54__-25-40-79	Brushed Nickel	79"	Clear	\$2,500	\$2,540	\$2,605
56" to 60" W	21" to 25"	NH22-54__-33-40-79	Matte Black	79"	Clear	\$2,582	\$2,672	\$2,685
		NH22-60 ^{RP} -11-40-75	Chrome	75"	Clear	\$2,412	\$2,483	\$2,587
		NH22-60__-25-40-75	Brushed Nickel	75"	Clear	\$2,465	\$2,546	\$2,648
		NEW NH22-60__-33-40-75	Matte Black	75"	Clear	\$2,558	\$2,646	\$2,657
		NH22-60__-18-40-79	Matte White	79"	Clear	\$2,061	\$2,090	N/A
		NH22-60__-11-40-79	Chrome	79"	Clear	\$2,514	\$2,559	\$2,619
		NH22-60__-25-40-79	Brushed Nickel	79"	Clear	\$2,581	\$2,621	\$2,686
		NH22-60__-33-40-79	Matte Black	79"	Clear	\$2,664	\$2,754	\$2,767
		NEW NH22-6036-15-40-79	Gun Metal	79"	Clear	N/A	\$2,784	N/A
		NH22-60__-12-40-79	Brushed Gold	79"	Clear	\$2,847	\$2,900	N/A
NH22-60__-11-40-86	Chrome	86"	Clear	\$2,773	\$2,815	\$2,904		
NH22-60__-33-40-86	Matte Black	86"	Clear	\$2,921	\$2,965	\$3,024		

ALL DRAINS SOLD SEPARATELY

	DRAINABS-11	ABS No-Calk 2" drain	Chrome	\$62
	DRAINABS-25	ABS No-Calk 2" drain	Brushed Nickel	\$81
	DRAINABS-33	ABS No-Calk 2" drain	Matte Black	\$116
	DRAINABS-12	ABS No-Calk 2" drain	Brushed Gold	\$218
	DRAINPVC-11	PVC No-Calk 2" drain	Chrome	\$62
	DRAINPVC-25	PVC No-Calk 2" drain	Brushed Nickel	\$81
	DRAINPVC-33	PVC No-Calk 2" drain	Matte Black	\$90
	DRAINPVC-12	PVC No-Calk 2" drain	Brushed Gold	\$218

RETURN PANELS
32" RP = 29 1/4" to 29 7/8"
36" RP = 33 1/4" to 33 7/8"
42" RP = 39 1/4" to 39 7/8"

*Please check local codes to ensure appropriate drain specifications
For AU (Aurora) bases, please see specialty section in the bases booklet



**NEW!
GUN METAL
FINISH**

**SLIDING
2 SIDED SHOWERS**

HORIZON

NHZ2-6036-15-40-79

HORIZON² Sided
Sliding door & fixed panel with return panel (closes against return panel)

10
year limited warranty

- European style frameless door
- Reversible left or right opening
- Easy to install
- Door magnets ensure a water-tight seal
- Detachable bottom guide to facilitate maintenance
- 5/16" (8mm) clear tempered glass
- Shower door heights: 75", 79" & 86" *

FLEURCO™ SEKUR⁺ WITH EZ Clean *
SAFETY PROTECTION
*5 year limited warranty

Microtek®
FLEURCO
Glass surface protection

Matte White, Chrome, Brushed Nickel, Matte Black, Gun Metal & Brushed Gold finishes*
*Options vary by dimension. See page 8 for more information.

SKYLINE 2 sided CRP

Door and fixed panel with return panel
(closes against return panel)

NEW!
REVERSIBLE
LEFT & RIGHT



Glass surface protection



5/16" (8 mm) Tempered clear glass • 75", 79" or 86" Height

RP You must indicate your return panel size 32", 36" or 42" in the "RP" field

OPENING SIZE	APPROX. ENTRY	MODEL	FINISH	HEIGHT	GLASS	RETURN PANELS		
						32"	36"	42"
46" to 48" W	18" to 20"	NSZ2-48 RP -11-40-75	Chrome	75"	Clear	\$2,242	\$2,313	\$2,417
		NSZ2-48 __ -25-40-75	Brushed Nickel	75"	Clear	\$2,298	\$2,379	\$2,481
		NEW NSZ2-48 __ -33-40-75	Matte Black	75"	Clear	\$2,394	\$2,482	\$2,493
		NSZ2-48 __ -18-40-79	Matte White	79"	Clear	\$1,708	\$1,737	N/A
		NSZ2-48 __ -11-40-79	Chrome	79"	Clear	\$2,348	\$2,393	\$2,453
		NSZ2-48 __ -25-40-79	Brushed Nickel	79"	Clear	\$2,414	\$2,454	\$2,519
		NSZ2-48 __ -33-40-79	Matte Black	79"	Clear	\$2,494	\$2,584	\$2,597
		NEW NSZ2-4836 -15-40-79	Gun Metal	79"	Clear	N/A	\$2,618	N/A
		NSZ2-48 __ -12-40-79	Brushed Gold	79"	Clear	\$2,771	\$2,825	N/A
		NSZ2-48 __ -11-40-86	Chrome	86"	Clear	\$2,605	\$2,647	\$2,736
52" to 54" W	20" to 22"	NSZ2-48 __ -33-40-86	Matte Black	86"	Clear	\$2,751	\$2,795	\$2,854
		NSZ2-54 RP -11-40-75	Chrome	75"	Clear	\$2,326	\$2,397	\$2,501
		NSZ2-54 __ -25-40-75	Brushed Nickel	75"	Clear	\$2,380	\$2,461	\$2,563
		NEW NSZ2-54 __ -33-40-75	Matte Black	75"	Clear	\$2,479	\$2,567	\$2,578
		NSZ2-54 __ -11-40-79	Chrome	79"	Clear	\$2,434	\$2,479	\$2,539
		NSZ2-54 __ -25-40-79	Brushed Nickel	79"	Clear	\$2,500	\$2,540	\$2,605
		NSZ2-54 __ -33-40-79	Matte Black	79"	Clear	\$2,582	\$2,672	\$2,685
		NSZ2-54 RP -11-40-75	Chrome	75"	Clear	\$2,412	\$2,483	\$2,587
		NSZ2-60 __ -25-40-75	Brushed Nickel	75"	Clear	\$2,465	\$2,546	\$2,648
		NEW NSZ2-60 __ -33-40-75	Matte Black	75"	Clear	\$2,558	\$2,646	\$2,657
56" to 60" W	21" to 25"	NSZ2-60 __ -18-40-79	Matte White	79"	Clear	\$2,061	\$2,090	N/A
		NSZ2-60 __ -11-40-79	Chrome	79"	Clear	\$2,514	\$2,559	\$2,619
		NSZ2-60 __ -25-40-79	Brushed Nickel	79"	Clear	\$2,581	\$2,621	\$2,686
		NSZ2-60 __ -33-40-79	Matte Black	79"	Clear	\$2,664	\$2,754	\$2,767
		NEW NSZ2-6036 -15-40-79	Gun Metal	79"	Clear	N/A	\$2,784	N/A
		NSZ2-60 __ -12-40-79	Brushed Gold	79"	Clear	\$2,847	\$2,900	N/A
		NSZ2-60 __ -11-40-86	Chrome	86"	Clear	\$2,773	\$2,815	\$2,904
		NSZ2-60 __ -33-40-86	Matte Black	86"	Clear	\$2,921	\$2,965	\$3,024

ALL DRAINS SOLD SEPARATELY

	DRAINABS-11	ABS No-Calk 2" drain	Chrome	\$62
	DRAINABS-25	ABS No-Calk 2" drain	Brushed Nickel	\$81
	DRAINABS-33	ABS No-Calk 2" drain	Matte Black	\$116
	DRAINABS-12	ABS No-Calk 2" drain	Brushed Gold	\$218
	DRAINPVC-11	PVC No-Calk 2" drain	Chrome	\$62
	DRAINPVC-25	PVC No-Calk 2" drain	Brushed Nickel	\$81
	DRAINPVC-33	PVC No-Calk 2" drain	Matte Black	\$90
	DRAINPVC-12	PVC No-Calk 2" drain	Brushed Gold	\$218

RETURN PANELS
32" RP = 29 1/4" to 29 7/8"
36" RP = 33 1/4" to 33 7/8"
42" RP = 39 1/4" to 39 7/8"

*Please check local codes to ensure appropriate drain specifications
For AU (Aurora) bases, please see specialty section in the bases booklet

NEW!
GUN METAL
FINISH



SKYLINE₂ Sided

Sliding door & fixed panel with return panel (closes against return panel)

10
year limited
warranty

- European style frameless door
- Reversible left or right opening
- Easy to install
- Door magnets ensure a water-tight seal
- Detachable bottom guide to facilitate maintenance
- 5/16" (8mm) clear tempered glass
- Shower door heights: 75", 79" & 86" *

Matte White, Chrome, Brushed Nickel, Matte Black, Gun Metal & Brushed Gold finishes*

*Options vary by dimension. See page 12 for more information.

 **FLEURCO™ SEKUR⁺ WITH EZ Clean ***
SAFETY PROTECTION
*5 year limited warranty

 **Microtek®**
FLEURCO
Glass surface protection

APOLLO 2 sided CRP

Sliding door and fixed panel with return panel (closes against return panel)

1/4" (6 mm) Tempered clear glass • 75" Height
5/16" (8 mm) Tempered clear glass • 75" Height



Glass surface protection



These units are reversible.

RP You must indicate your return panel size **32"**, **34"** or **36"** in the "RP" field**

IN-LINE 48 WITH RETURN PANEL

45" to 48" W x 75" H · Approx. entry: 18" to 21"

MODEL	FINISH	PRICE		
		32"	34"	36"
1/4" (6 mm) tempered glass				
NAPS48 _{RP} -11-40-75	Chrome	\$2,286	\$2,302	\$2,320
NAPS48__-25-40-75	Brushed Nickel	\$2,404	\$2,420	\$2,439
NAPS48__-33-40-75	Matte Black	\$2,423	\$2,440	\$2,457
5/16" (8 mm) tempered glass				
NAP8S48 _{RP} -11-40-75	Chrome	N/A	N/A	\$2,405
NAP8S48__-25-40-75	Brushed Nickel	N/A	N/A	\$2,525
NAP8S48__-33-40-75	Matte Black	N/A	N/A	\$2,541

BASE	SIZE	PRICE
ADQ3248-18	48" x 32" x 2 3/4"	\$1,166
ADQ3448-18	48" x 34" x 2 3/4"	\$1,188
ABE3648-18-11 or 25-B	48" x 36" x 3"	\$2,214
ADQ3648-18	48" x 36" x 2 3/4"	\$925
ATAS2-3648-__	48" x 36" x 1 3/8"	\$1,348
AU_3648-33	48" x 36" x 2 3/4"	\$1,459
AULV3648-18	48" x 36" x 1 1/2"*	\$1,328
ADT4836-18-L2 or R2	48" x 36" x 3"	\$1,100
ADTC4836-18-L2 or R2	48" x 36" x 3"	\$1,100
ALT4836-18-L2 or R2	48" x 36" x 2 3/4"	\$1,100

*Unfinished height of threshold

For more information on bases, see bases booklet or www.fleurco.com

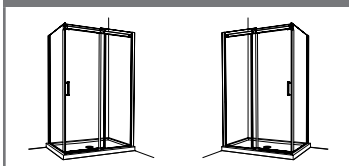
IN-LINE 54 WITH RETURN PANEL

51" to 54" W x 75" H · Approx. entry: 21" to 24"

MODEL	FINISH	PRICE		
		32"	34"	36"
1/4" (6 mm) tempered glass				
NAPS54 _{RP} -11-40-75	Chrome	\$2,364	\$2,380	\$2,398
NAPS54__-25-40-75	Brushed Nickel	\$2,481	\$2,497	\$2,516
NAPS54__-33-40-75	Matte Black	\$2,501	\$2,518	\$2,535
BASE				
ADT5436-18-L2 or R2	54" x 36" x 3"	\$1,179		

For more information on bases, see bases booklet or www.fleurco.com

LEFT OR RIGHT INSTALLATION



IN-LINE 60 WITH RETURN PANEL

57" to 60" W x 75" H · Approx. entry: 24" to 27"

MODEL	FINISH	PRICE		
		32"	34"	36"
1/4" (6 mm) tempered glass				
NAPS60 _{RP} -11-40-75	Chrome	\$2,444	\$2,460	\$2,478
NAPS60__-25-40-75	Brushed Nickel	\$2,561	\$2,577	\$2,596
NAPS60__-33-40-75	Matte Black	\$2,578	\$2,595	\$2,612
5/16" (8 mm) tempered glass				
NAP8S60 _{RP} -11-40-75	Chrome	N/A	N/A	\$2,563
NAP8S60__-25-40-75	Brushed Nickel	N/A	N/A	\$2,682
NAP8S60__-33-40-75	Matte Black	N/A	N/A	\$2,697

BASE	SIZE	PRICE
ABE3260-18-11 or 25-B	60" x 32" x 3"	\$2,264
ADQ3260-18	60" x 32" x 2 3/4"	\$1,014
ATAS2-3260-__	60" x 32" x 1 1/2"	\$1,493
AU_3260-33	60" x 32" x 2 3/4"	\$1,562
AULV3260-18	60" x 32" x 1 1/2"*	\$1,479
ADQ3460-18	60" x 34" x 2 3/4"	\$1,306
ABE3660-18-11 or 25-B	60" x 36" x 3"	\$2,305
ADQ3660-18	60" x 36" x 2 3/4"	\$1,041
ATAS2-3660-__	60" x 36" x 1 3/8"	\$1,659
AU_3660-33	60" x 36" x 2 3/4"	\$1,756
AULV3660-18	60" x 36" x 1 1/2"*	\$1,648
ADT6036-18-L2 or R2	60" x 36" x 3"	\$1,261
ADTC6036-18-L2 or R2	60" x 36" x 3"	\$1,261
ALT6036-18-L2 or R2	60" x 36" x 2 3/4"	\$1,261

*Unfinished height of threshold

For more information on bases, see bases booklet or www.fleurco.com

IN-LINE 72 WITH RETURN PANEL

69" to 72" W x 75" H · Approx. entry: 30" to 33"

MODEL	FINISH	PRICE		
		32"	34"	36"
1/4" (6 mm) tempered glass				
NAPS72 _{RP} -11-40-75	Chrome	\$2,520	\$2,536	\$2,554
NAPS72__-25-40-75	Brushed Nickel	\$2,635	\$2,651	\$2,670
NAPS72__-33-40-75	Matte Black	\$2,652	\$2,669	\$2,686
BASE				
ADQ3672-18	72" x 36" x 2 3/4"	\$1,569		

For more information on bases, see bases booklet or www.fleurco.com

See end of section for spacer information

RETURN PANELS**		
32" RP = 29" to 29 1/2"	34" RP = 31" to 31 1/2"	36" RP = 33" to 33 1/2"

**32" & 34" RP are not available in 5/16" (8mm) glass



APOLLO₂ Sided

Sliding door & fixed panel with return panel (closes against return panel)

10
year limited
warranty

- European style frameless door
- Reversible left or right opening
- Built in door stop
- Detachable bottom guide to facilitate maintenance
- 1/4" (6mm) and 5/16" (8mm)* clear tempered glass
- Shower door height: 75"
- Chrome, Brushed Nickel & Matte Black finishes
- *Certain dimensions only. See page 18 for more information.

 **FLEURCO™ SEKUR⁺ WITH EZ Clean***
SAFETY PROTECTION
*5 year limited warranty

 **Microtek®**
FLEURCO
Glass surface protection

NOVARA PLUS Tub Enclosure

Sliding door and fixed panel

**NEW!
REVERSIBLE
LEFT & RIGHT**



Glass surface protection



3/8" (10 mm) Tempered clear glass • 66" Height

TUB ENCLOSURE 60

56" to 60" W x 66" H · Approx. entry: 23 1/2" to 27 1/2"

MODEL	FINISH	PRICE
NXVZT60-11-40	Chrome	\$2,316
NXVZT60-25-40	Brushed Nickel	\$2,373
NXVZT60-33-40	Matte Black	\$2,420



NOVARA PLUS Tub Enclosure

Sliding door & fixed panel

10
year limited
warranty

- Stainless steel roller system
- Gasket with cushioned bumper
- Door slides smoothly & effortlessly
- Detachable bottom guide to facilitate maintenance
- Integrated towel bar
- Reversible left or right installation
- 3/8" (10mm) clear tempered glass
- Tub door height: 66"
- Chrome, Brushed Nickel & Matte Black finishes

 **FLEURCO™ SEKUR⁺ WITH EZ Clean ***
SAFETY PROTECTION
*5 year limited warranty

 **Microtek®**
FLEURCO
Glass surface protection

HORIZON Tub enclosure

Sliding door and fixed panel

NEW!
REVERSIBLE
LEFT & RIGHT

Glass surface protection

**5/16" (8 mm) Tempered clear glass • 66" Height****TUB ENCLOSURE 60**

56" to 60" W x 66" H · Approx. entry: 21" to 25"

MODEL	FINISH	GLASS	PRICE
NHZT60-18-40	Matte White	Clear	\$1,205
NHZT60-11-40	Chrome	Clear	\$1,657
NHZT60-25-40	Brushed Nickel	Clear	\$1,699
NHZT60-33-40	Matte Black	Clear	\$1,751
NEW NHZT60-15-40	Gun Metal	Clear	\$1,807
NHZT60-12-40	Brushed Gold	Clear	\$1,956

TUB ENCLOSURE 65

61" to 65" W x 66" H · Approx. entry: 24" to 28"

MODEL	FINISH	GLASS	PRICE
NHZT65-11-40	Chrome	Clear	\$2,153
NHZT65-25-40	Brushed Nickel	Clear	\$2,186
NHZT65-33-40	Matte Black	Clear	\$2,255



HORIZON Tub Enclosure

Sliding door & fixed panel

10
year limited
warranty

Easy rolling system enables door to slide effortlessly

Reversible right or left hand entry installation

Back-to-back handle design

Magnetic closure

Detachable bottom guide to facilitate maintenance

5/16" (8mm) clear tempered glass

Tub door height: 66"

Matte White, Chrome, Brushed Nickel, Matte Black, Gun Metal & Brushed Gold finishes*

*Options vary by dimension. See page 6 for more information.

 **FLEURCO™ SEKUR⁺ WITH EZ Clean^{*}**
SAFETY PROTECTION

*5 year limited warranty

 **Microtek[®]**
FLEURCO
Glass surface protection

HORIZON 2 sided tub enclosure

Sliding door and fixed panel with return panel

NEW!
REVERSIBLE
LEFT & RIGHT



Glass surface protection



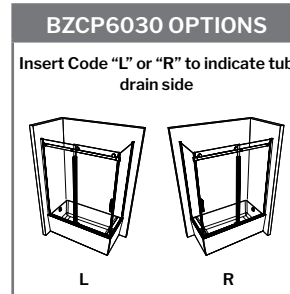
5/16" (8 mm) Clear tempered glass • 66" Height

TUB ENCLOSURE 60

WITH 30" RETURN PANEL

56" to 60" W x 66" H · Approx. entry: 21" to 25"

MODEL	FINISH	PRICE
NHZT2-6030-11-40	Chrome	\$2,243
NHZT2-6030-25-40	Brushed Nickel	\$2,303
NHZT2-6030-33-40	Matte Black	\$2,386
BATHTUB	SIZE	PRICE
BZCP6030L or R-18	60" W x 30" D x 20" H	\$2,591



TUB ENCLOSURE 60

WITH 32" RETURN PANEL

56" to 60" W x 66" H · Approx. entry: 21" to 25"

MODEL	FINISH	PRICE
NHZT2-6032-11-40	Chrome	\$2,243
NHZT2-6032-25-40	Brushed Nickel	\$2,302
NHZT2-6032-33-40	Matte Black	\$2,385

TUB ENCLOSURE 65

WITH 30" RETURN PANEL

61" to 65" W x 66" H · Approx. entry: 24 1/4" to 28 1/4"

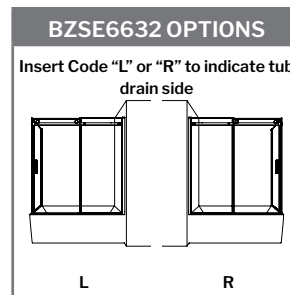
MODEL	FINISH	PRICE
NHZT2-6530-11-40	Chrome	\$2,739
NHZT2-6530-25-40	Brushed Nickel	\$2,790
NHZT2-6530-33-40	Matte Black	\$2,890

TUB ENCLOSURE 65

WITH 32" RETURN PANEL

61" to 65" W x 66" H · Approx. entry: 24 1/4" to 28 1/4"

MODEL	FINISH	PRICE
NHZT2-6532-11-40	Chrome	\$2,739
NHZT2-6532-25-40	Brushed Nickel	\$2,789
NHZT2-6532-33-40	Matte Black	\$2,889
BATHTUB	SIZE	PRICE
BZSE6632L or R-18	66" W x 32" D x 20" H	\$3,016



RETURN PANELS

30" RP = 27 1/4" to 27 7/8"

32" RP = 29 1/4" to 29 7/8"



NHZT2-6532-11-40
BZSE6632R-18

NHZT2-6030-33-40
BZCP6030L-18

HORIZON 2 sided tub enclosure

Sliding door & fixed panel with return panel

10
year limited warranty

Easy rolling system enables door to slide effortlessly

Reversible right or left hand entry installation

Back-to-back handle design

Magnetic closure

Detachable bottom guide to facilitate maintenance

5/16" (8mm) clear tempered glass

Tub door height: 66"

Chrome, Brushed Nickel & Matte Black finishes

FLEURCO™ SEKUR⁺ WITH EZ Clean^{*}
SAFETY PROTECTION

*5 year limited warranty

Microtek[®]
FLEURCO
Glass surface protection

SKYLINE Tub enclosure

Sliding door and fixed panel

NEW!
REVERSIBLE
LEFT & RIGHT

Glass surface protection

**5/16" (8 mm) Tempered clear glass • 66" Height****TUB ENCLOSURE 60**

56" to 60" W x 66" H · Approx. entry: 21" to 25"

MODEL	FINISH	GLASS	PRICE
NSZT60-18-40	Matte White	Clear	\$1,205
NSZT60-11-40	Chrome	Clear	\$1,657
NSZT60-25-40	Brushed Nickel	Clear	\$1,699
NSZT60-33-40	Matte Black	Clear	\$1,751
NEW NSZT60-15-40	Gun Metal	Clear	\$1,807
NSZT60-12-40	Brushed Gold	Clear	\$1,956

TUB ENCLOSURE 65

61" to 65" W x 66" H · Approx. entry: 24" to 28"

MODEL	FINISH	GLASS	PRICE
NSZT65-11-40	Chrome	Clear	\$2,153
NSZT65-25-40	Brushed Nickel	Clear	\$2,186
NSZT65-33-40	Matte Black	Clear	\$2,255



NEW!
GUN METAL
FINISH



NSZT60-15-40

SKYLINE Tub Enclosure

Sliding door & fixed panel

10
year limited
warranty

Easy rolling system enables door to slide effortlessly

Reversible right or left hand entry installation

Back-to-back handle design

Magnetic closure

Detachable bottom guide to facilitate maintenance

5/16" (8mm) clear tempered glass

Tub door height: 66"

Matte White, Chrome, Brushed Nickel, Matte Black, Gun Metal & Brushed Gold finishes*

*Options vary by dimension. See page 12 for more information.

 **FLEURCO™ SEKUR⁺ WITH EZ Clean^{*}**

SAFETY PROTECTION

*5 year limited warranty

 **Microtek[®]**
FLEURCO

Glass surface protection

SKYLINE 2 sided tub enclosure

Sliding door and fixed panel with return panel

NEW!
REVERSIBLE
LEFT & RIGHT



Glass surface protection

FLEURCO SEKUR⁺ WITH EZ Clean
SAFETY PROTECTION

5/16" (8 mm) Clear tempered glass • 66" Height

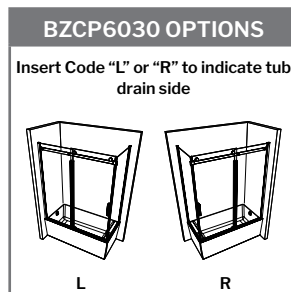
TUB ENCLOSURE 60

WITH 30" RETURN PANEL

56" to 60" W x 66" H · Approx. entry: 21" to 25"

MODEL	FINISH	PRICE
NSZT2-6030-11-40	Chrome	\$2,243
NSZT2-6030-25-40	Brushed Nickel	\$2,303
NSZT2-6030-33-40	Matte Black	\$2,386

BATHTUB	SIZE	PRICE
BZCP6030L or R-18	60" W x 30" D x 20" H	\$2,591



TUB ENCLOSURE 60

WITH 32" RETURN PANEL

56" to 60" W x 66" H · Approx. entry: 21" to 25"

MODEL	FINISH	PRICE
NSZT2-6032-11-40	Chrome	\$2,243
NSZT2-6032-25-40	Brushed Nickel	\$2,302
NSZT2-6032-33-40	Matte Black	\$2,385

TUB ENCLOSURE 65

WITH 30" RETURN PANEL

61" to 65" W x 66" H · Approx. entry: 24 1/4" to 28 1/4"

MODEL	FINISH	PRICE
NSZT2-6530-11-40	Chrome	\$2,736
NSZT2-6530-25-40	Brushed Nickel	\$2,787
NSZT2-6530-33-40	Matte Black	\$2,888

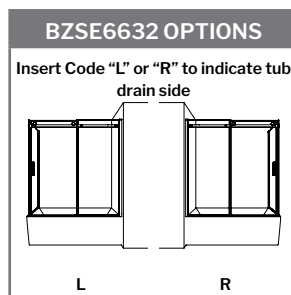
TUB ENCLOSURE 65

WITH 32" RETURN PANEL

61" to 65" W x 66" H · Approx. entry: 24 1/4" to 28 1/4"

MODEL	FINISH	PRICE
NSZT2-6532-11-40	Chrome	\$2,739
NSZT2-6532-25-40	Brushed Nickel	\$2,789
NSZT2-6532-33-40	Matte Black	\$2,889

BATHTUB	SIZE	PRICE
BZSE6632L or R-18	66" W x 32" D x 20" H	\$3,016



RETURN PANELS

30" RP = 27 1/4" to 27 7/8"

32" RP = 29 1/4" to 29 7/8"



NSZT2-6532-33-40
BZSE6632L-18

NSZT2-6030-11-40
BZCP6030L-18

SKYLINE² sided tub enclosure

Sliding door & fixed panel with return panel

10

year limited warranty

Easy rolling system enables door to slide effortlessly

Reversible right or left hand entry installation

Back-to-back handle design

Magnetic closure

Detachable bottom guide to facilitate maintenance

5/16" (8mm) clear tempered glass

Tub door height: 66"

Chrome, Brushed Nickel & Matte Black finishes

 FLEURCO™ SEKUR⁺ WITH EZ Clean *

SAFETY PROTECTION

*5 year limited warranty

 Microtek[®]
FLEURCO

Glass surface protection

APOLLO Tub enclosure

Sliding door and fixed panel

1/4" (6 mm) Tempered clear glass • 60" Height
5/16" (8 mm) Tempered clear glass • 60" Height

TUB ENCLOSURE 60

57" to 60" W x 60" H · Approx. entry: 24" to 27"

MODEL	FINISH	PRICE
1/4" (6 mm) tempered glass		
NAST60-11-40	Chrome	\$1,416
NAST60-25-40	Brushed Nickel	\$1,475
NAST60-33-40	Matte Black	\$1,486
5/16" (8 mm) tempered glass		
NA8ST60-11-40	Chrome	\$1,472
NA8ST60-25-40	Brushed Nickel	\$1,532
NA8ST60-33-40	Matte Black	\$1,542



Glass surface protection



These units are reversible.



APOLLO Tub Enclosure

Sliding door & fixed panel

10

year limited warranty

- Reversible left or right opening
- Integrated door catch
- Concealed rollers
- Anti-jump system
- Adjustable wall jambs
- Gasket ensures a tight seal
- Detachable bottom guide to facilitate maintenance
- 1/4" (6mm) and 5/16" (8mm) clear tempered glass
- Tub door height: 60"
- Chrome, Brushed Nickel & Matte Black finishes

 **FLEURCO™ SEKUR⁺ WITH EZ Clean ***

SAFETY PROTECTION

*5 year limited warranty

 **Microtek®**
FLEURCO

Glass surface protection