

TREND
book 2025

FROM THE EDITORS

At Fleurco, we are dedicated to re-imagining ordinary bathrooms into havens of modern luxury, paired with functionality. We are always up to speed with innovation and the changing needs of homeowners, designers, and architects who are always searching for the next big idea in bathroom design. We're delighted to show you our latest arrivals that will take your bathroom design to new heights. If you're planning a bathroom revamp or beginning a brand-new build, but can't decide between modern chic or vintage charm, let our products guide you and inspire you! Fleurco caters to a wide range of design preferences but also ensures you're perfectly aligned with what's new and trending in bathroom décor!

- The Fleurco Team





LOOKING
FOR A
STATEMENT
PIECE?

TONNETZ

This unique diamond design is sure to turn heads and evoke ultimate luxury.


INTRODUCING THE NEW ICONS OF ELEGANCE





CADENZA

Simplicity at its finest.



CAPRICCIO

A perfect way to end the day.

[2 sided corner tub compatible with Gemini Plus, Horizon and Skyline shower doors]





MEZZO

Colonial charm for modern day.
[deck-mount tub available in glossy white or
matte black exterior with glossy white interior]



MIST IS BACK IN A BIG WAY

This semi-translucent glass type offers the highest opacity compared to other Fleurco glass types. Mist can create the illusion of mystery and provide a hint of privacy while still looking stylish and on-trend.

Mist glass is now available on certain models in Gemini Plus, Horizon and Skyline collections, and comes with our legendary FleurcoSEKUR+ Safety Protection.



SHOWER DOOR HARDWARE FINISH GUIDE

You might think choosing your shower door hardware finish is secondary or an afterthought, but it's a crucial element in achieving the desired aesthetic and setting the tone and style of your entire bathroom. Each finish offers a unique charm and works best with certain design styles. It's not just about aesthetics, the finish you choose can also impact the overall feel and functionality of your space. Our guide will explore the most popular finishes, the styles they harmonize with, what interior designers recommend, and the best cleaning practices. We'll also put the spotlight on the growing trend of mixing finishes in the bathroom and suggest our favorite combinations to make your bathroom stand out!



MATTE BLACK: BOLD & CONTEMPORARY

Matte black has been incredibly popular over the last few years in the home design world. According to Forbes Home, this eye-catching sleek finish adds neutral and daring vibes equally to any space. It's always associated with modern farmhouse and industrial design styles, but is also frequently seen in Boho, eclectic and modern minimalist bathroom designs.

Interior designers often choose matte black for contemporary spaces where clean lines and minimalism are key. It brings a sophisticated look that contrasts beautifully with lighter tiles and fixtures. Its matte feature makes it a great fit in bathrooms where an organic and natural look is a priority. It pairs well with natural wood accents, creating a striking visual appeal.

Beyond aesthetics, matte black is durable enough to withstand all lifestyle types. Its cleaning is relatively simple; you need to use a gentle, non-abrasive cleaner, and avoid harsh chemicals and scrubbing pads that can damage the matte surface. A mixture of mild soap and water applied with a soft cloth is ideal.

MATTE WHITE: VERSATILE & CLEAN

Matte white is the newest superstar of bathroom finishes. It's seen in many incredible designs, particularly in Scandinavian, coastal, and spa-inspired design styles. Its distinctive freshness and clean feel fill the bathroom space with an airy vibe and enhance natural light, aligning with the minimalism direction dominating bathroom designs recently.

When we talk about matte white, versatility is key. Designers favor it for its ability to blend seamlessly with various color palettes and materials. It complements light-colored tiles, soft pastels, and natural elements like bamboo, rattan and stone.

To maintain matte white's pristine appearance, regular wiping is recommended. Clean with a mild soap solution and a soft cloth. Avoid using colored cleaning products that may stain the finish.



CHROME: SLEEK & MODERN

Moving away from matte finishes, chrome is the most classic finish for bathroom fixtures. Its high-shine, reflective surface enhances the sleekness of contemporary bathrooms. It's best suited for modern and minimalist design styles. Chrome pairs well with monochromatic color schemes and glass accents, creating a polished, cohesive look. It's a common choice among homeowners and interior designers thanks to its affordability, versatility, timeless appeal and ease of maintenance.

Chrome's shiny appearance requires more frequent cleaning, but the process is quite simple. Daily cleaning with warm water and soap is recommended to prevent the buildup of water spots and mineral deposits. For intense water spots, we recommend using vinegar and fresh lemon to remove them. To maintain its reflective quality, apply chrome polish monthly.

BRUSHED NICKEL: TIMELESS & SUBTLE

Brushed Nickel is considered a calm cool-toned finish popular in bathrooms where relaxation and tranquility are desired. It never goes out of style and works well in both light and dark spaces, complementing nearly any color palette. It's often used in transitional and contemporary design styles, offering a softer, more subdued alternative to chrome.

Designers appreciate brushed nickel for its adaptability and subtle sheen. It complements a wide range of materials, from granite to ceramic tiles, creating a balance between traditional and modern elements.

Its satin appearance helps conceal minor imperfections, watermarks and fingerprints, making it a great finish for high-traffic areas. To preserve the durability of brushed nickel, make sure to regularly clean it with a microfiber cloth with a mixture of vinegar and water or a mild soap solution.

BRUSHED GOLD: FANCY & LUXURIOUS

Another finish that's gaining popularity since 2021 in bathroom design is brushed gold. This finish is synonymous with luxury and sophistication, it elevates bathrooms with warmth, elegance and glamour. It is commonly used in traditional and classic design styles. Interior designers recommend brushed gold for opulent bathrooms with marble surfaces and classic detailing. In addition to that, it pairs well with rich, dark colors and bold patterns.

Brushed gold is easy to maintain. It's recommended to use a gentle cleaner specifically designed for brass or gold finishes. The best way to clean it is by using a mixture of warm water and mild detergent, applied with a soft cloth, this will enhance the finish's durability and keep it looking radiant.



NEW
MIX & MATCH
BOLD BLENDS THAT INSPIRE

This emerging trend is blending two finishes together to create a totally customized look and Fleurco has you covered with our brand new Mix & Match line of finishes.

Mix & Match is now available for Horizon and Skyline shower doors.





WHY FLEURCO LED MIRRORS ARE THE PERFECT ADDITION TO YOUR MODERN BATHROOM

In contemporary interior design, lighting serves as an integral element for shaping the ambiance of a space. A recent trend gaining traction among both designers and homeowners is the incorporation of LED mirrors into bathroom interiors. The National Kitchen & Bath Association (NKBA) recognizes this trend, identifying LED lighting as a key design direction in modern bathroom design. Let's explore why LED mirrors are a perfect choice in modern bathrooms and how you can incorporate them into your own space.

ADVANTAGES OF INTEGRATING LED MIRRORS

OPTIMAL LIGHTING

LED mirrors provide superior lighting compared to traditional overhead bathroom lighting. These mirrors offer a clearer and more uniform light that mimics natural daylight, reducing shadows and improving visibility. This is particularly beneficial for grooming tasks and makeup applications, where precision is key.

SUSTAINABLE LUXURY

LEDs are well-known for their energy efficiency. They consume significantly less power than traditional bulbs and have a longer lifespan, which means less frequent replacements and lower electricity bills without compromising performance. This makes LED mirrors an eco-friendly choice for environmentally conscious homeowners.

SOPHISTICATED AMBIANCE

With their sleek design and modern look, LED mirrors contribute to a contemporary bathroom aesthetic. They add a layer of sophistication and luxury, upgrading your bathroom environment to a lavish retreat full of tranquility. They can serve as a focal point in design, especially in minimalist or modern interiors. You can also craft the ideal atmosphere to suit your mood and needs by adjusting the color temperature from a cool, invigorating light to a warm, spa-like ambiance at the touch of a button.

SMART FUNCTIONALITY

LED mirrors come with extra features like anti-fog technology, touch controls, and dimming capabilities, integrating smart technologies and adding functional value beyond mere reflection. As homeowners increasingly look for smarter tech to integrate in their home designs, LED mirrors are a must-have in modern bathrooms.

HOW TO INCORPORATE LED MIRRORS INTO YOUR BATHROOM

1. CHOOSE THE RIGHT SIZE AND SHAPE

The dimensions and layout of your bathroom determine the size and shape of the LED mirror that will best complement the space. For smaller bathrooms, a large mirror can create an illusion of spaciousness by amplifying light. In contrast, a round mirror is ideally suited for a compact, single vanity, adding style without overwhelming the space. Assess your bathroom's layout and size to determine the most fitting mirror configuration.

2. CONSIDER THE COLOR TEMPERATURE

Color temperature is crucial in selecting an LED mirror as it affects the mood and functionality of the lighting. A cooler temperature (5000K-6500K) is ideal for makeup application and tasks requiring fine detail as it closely mimics the clarity and tone of natural daylight, while a warmer temperature (2700K-3000K) is soothing and ideal for creating a relaxing atmosphere.



3. ALIGN WITH BATHROOM DÉCOR

The style of the LED mirror should harmonize with your bathroom's overall décor. Whether you choose a sleek, frameless design for a modern look or a traditionally framed mirror for a classic feel, the right LED mirror acts as both a functional fixture and a decorative element. Ensure that the mirror complements other aspects of your bathroom design to enhance aesthetic coherence.

4. MAXIMIZE YOUR SPACE

Consider integrating an LED medicine cabinet if you are looking to maximize functionality without compromising on style. These units combine storage with lighting, providing a practical solution for organizing bathroom essentials while offering the same benefits as LED mirrors.

5. DON'T FORGET YOUR SELF-CARE & BEAUTY ROUTINE

A mirror tailored for cosmetic use, such as those with adjustable lighting and magnification settings, can significantly improve your daily beauty rituals. These features allow for detailed and precise grooming tasks, making them indispensable for anyone serious about their self-care routine.



OUR LUNA LED MIRRORS ADD COZY,
CHIC ELEGANCE AND IMPECCABLE LIGHTING,
A MUST HAVE IN EVERY BATHROOM.



HALO PLUS

A ring of color temperature-adjustable LEDs with on/off touch switch, an integrated dimmer, and back-mounted defogger pad enhance the Halo Plus collection's practicality and performance.

FRAME-OUS FOR A REASON

ADD THE FINAL TOUCH
TO YOUR BATHROOM
WITH A FRAMED LED
MIRROR IN THE FINISH
OF YOUR CHOICE



MAGNA

Oblong shaped decorative metal frame
available in brushed gold & matte black.



ARTUS

Decorative metal frame available in chrome, brushed nickel,
satin white, satin black, brushed gold & gun metal.



VIZO
LED COSMETIC MIRRORS

Brighten up your beauty routine with these sleek and stylish mirrors. Available in freestanding or wall-mounted models, each mirror is thoughtfully designed with 5X magnification and a touch switch that allows for seamless adjustment of the LED color temperature, ranging from warm to daylight, making them ideal for enhancing any morning or evening beauty routine.

COMBINING THE BEST IN TECHNOLOGY,
FUNCTIONALITY AND STYLE, THE VIZO
COLLECTION IS SET TO RAISE EXPECTATIONS
AND ELEVATE THE STANDARD OF
BATHROOM ACCESSORIES.



EFFICIENT STORAGE SOLUTIONS

Effortlessly store your essentials with an LED Medicine Cabinet. Combining sleek storage with an LED mirror, these cabinets offer both function and luxury. Available in four models and various sizes, there's a perfect fit for every bathroom.

The Stak Trio vanity seamlessly combines four essential features in one elegant design. Its solid surface countertop with an integrated sink creates a cohesive look, while the built-in towel bar offers easy access to your hand towel. Below, a solid surface shelf provides storage for your essentials.

FEATURED

Stak Vanities are also available as a wall-mounted, or floating countertop model.






FIBO BY FLEURCO WALL SYSTEMS

FLEX
SERIES


Ready to re-imagine your bathroom enclosure? Our Fibo by Fleurco Flex series is here to inspire! Grey Cement for minimalists. Oslo for those who love a glossy touch. Grey Sahara for a bold statement. Denver White for a classic aesthetic. Which one speaks to your style?



TAVIA 2.0 SOLID SURFACE BASES

The next generation of low profile solid surface bases, now with an ultra thin flat bottom. Offered in slate texture and 3 matte finishes: white, stone grey and black. Tavia 2.0 bases are made to seamlessly complement any shower enclosure, elevating both style and functionality.

The decorative drain cover is perfectly integrated through color and shape. Each base includes a tiling flange kit, making installation easy for any shower configuration.



THE SAFEST SHOWER DOORS IN THE INDUSTRY

FleurcoSEKUR+ Safety Protection is a transparent film bonded directly onto the glass panel by means of an adhesive. It improves safety by retaining the pieces together in the event of glass breakage.

The film provides an added layer of security for you and your family. In the event of an accident, FleurcoSEKUR+ Safety Protection prevents the tempered glass door from shattering into thousands of pieces which could cause damage.

Application is performed by a specialized machine. The film is always installed on the exterior side of the panels as to not affect Fleurco's Microtek® coating on the interior.

No abrasive materials should be used in cleaning a FleurcoSEKUR+ Safety Protection treated shower door. Cleaning with a damp cloth using a mixture of vinegar/mild soap with water is recommended.

FleurcoSEKUR+ Safety Protection is now available on: Gemini Plus, Gemini, Mercury, Novara Plus, Latitude, Horizon, Skyline, Apollo, Elera, Vectra and newly added Select K2, Select KT, Cordoba Plus, Cordoba & new Vespero models.



