

LED MIRRORS • MEDICINE CABINETS  
LED MEDICINE CABINETS • VANITIES

**luna**  
FLEURCO™



FLEURCO INC. **CANADA** Tel: 1.514.326.2222 | Toll Free: 1.800.993.0033 | Fax: 1.514.326.2008 | [www.fleurco.com](http://www.fleurco.com)

FLEURCO INC. **USA EAST** Tel: 856.778.0110 | Toll Free: 1.888.568.2121 | Fax: 1.888.854.1020

FLEURCO INC. **USA SOUTHEAST** Tel: 239.401.6612 | Toll Free: 1.888.877.6008

FLEURCO INC. **USA MIDWEST** Tel: 630.607.0847 | Toll Free: 1.888.263.3651 | Fax: 331.225.2549

FLEURCO INC. **USA WEST** Tel: 562.368.8800 | Toll Free: 1.877.413.2880 | Fax: 562.368.8812



**INTRODUCTION** .....6-7



**HALO PLUS**  
Bathroom mirror ..... 8-9



**HALO PLUS OBLONG**  
Bathroom mirror .....10-11



**ARTUS**  
Framed bathroom mirror ...12-13



**MAGNA**  
Framed oblong bathroom mirror ..... 14-15



**SOLIS**  
Framed bathroom mirror...16-17



**VIZO**  
Freestanding LED cosmetic mirror ..... 18-19



**VIZO**  
Wall mount LED cosmetic mirror .....20-21

**Technical drawings** .....23-25



**FEATURES + BENEFITS**..... 27



**SINGLE VIEW** Single panel medicine cabinet.....28-29



**BI-VIEW** Double panel medicine cabinet ..... 30-31



**TRI-VIEW** Triple panel medicine cabinet ..... 32-33

**ADDITIONAL GLASS SHELVES**..... 34



FEATURES + BENEFITS..... 36-37



HALO SINGLE VIEW Single panel medicine cabinet ..... 38-39



HALO BI-VIEW Double panel medicine cabinet..... 40-41



HALO TRI-VIEW Triple panel medicine cabinet ..... 42-43



HALO TALL VIEW..... 44-45

ADDITIONAL GLASS SHELVES..... 46



FEATURES ..... 48

DISPLAY OPTIONS..... 49



**STAK**  
uno Floating countertop..... 50-51



**STAK**  
duo Wall-mounted frame & countertop..... 52-53




**STAK**  
trio Freestanding frame & countertop..... 54-55

OPTIONAL DRAINS & PIPES ..... 56  
SPECIFICATIONS ..... 57-58



**luna**  
LED MIRRORS

See yourself in the best light with Fleurco's modern LED bathroom mirrors. Available in a multitude of shapes and sizes, our mirrors add a beautiful touch to your space that is both practical and stylish.



### 3500K WARM WHITE LIGHT



**Kelvin (K)** is a unit of measurement used to describe the hue of a specific light source. This is not necessarily related to the heat output of the light source but rather the color of the light output. Kelvin values below 3500K will have a warmer, yellowish hue. Values between 3500K and 4500K will be in the white hue range. All values higher than 4500K will tend to have a more bluish hue. The prominence of the hues will increase as the values move away from the white hue's range. Daylight typically falls into the 5000-6000K range.

**Lumens (lm)** is the measure of the total quantity of visible light emitted by a source.



# HALO PLUS

## BATHROOM MIRROR

ROUND	MODEL	SIZE	DEFOGGER*	PRICE
	MHAPR2424	ø 24"	Single centered	\$964
	MHAPR3030	ø 30"	Single centered	\$1,064
	MHAP1836	18" W x 36" H	Single centered	\$1,027
	MHAP2136	21" W x 36" H	Single centered	\$1,092
	MHAP2436	24" W x 36" H	Single centered	\$1,210
	MHAP3036	30" W x 36" H	Single centered	\$1,554
	MHAP3636	36" W x 36" H	Single centered	\$1,656
	MHAP4236	42" W x 36" H	Double centered	\$1,781
	MHAP4836	48" W x 36" H	Double centered	\$1,934
	MHAP5436	54" W x 36" H	Double split	\$2,060
	MHAP6036	60" W x 36" H	Double split	\$2,221
	MHAP7224	72" W x 24" H	Double split	\$1,973
	MHAP7236	72" W x 36" H	Double split	\$2,470

\*Defogger pad may be off-centred if mirror orientation is changed  
For technical drawings, see page 23

### TECHNICAL SPECS

MODEL	LUMENS	KELVIN	WATTS	INPUT
MHAPR2424	0-1003 lm	CCT 2700-6500 K	33W	120V AC, 50/60Hz
MHAPR3030	0-1298 lm	CCT 2700-6500 K	61W	120V AC, 50/60Hz
MHAP1836	0-1050 lm	CCT 2700-6500 K	66W	120V AC, 50/60Hz
MHAP2136	0-1624 lm	CCT 2700-6500 K	68W	120V AC, 50/60Hz
MHAP2436	0-1711 lm	CCT 2700-6500 K	70W	120V AC, 50/60Hz
MHAP3036	0-1889 lm	CCT 2700-6500 K	73W	120V AC, 50/60Hz
MHAP3636	0-2066 lm	CCT 2700-6500 K	77W	120V AC, 50/60Hz
MHAP4236	0-2243 lm	CCT 2700-6500 K	116W	120V AC, 50/60Hz
MHAP4836	0-2420 lm	CCT 2700-6500 K	119W	120V AC, 50/60Hz
MHAP5436	0-2597 lm	CCT 2700-6500 K	123W	120V AC, 50/60Hz
MHAP6036	0-2804 lm	CCT 2700-6500 K	127W	120V AC, 50/60Hz
MHAP7224	0-2804 lm	CCT 2700-6500 K	127W	120V AC, 50/60Hz
MHAP7236	0-3158 lm	CCT 2700-6500 K	134W	120V AC, 50/60Hz



MHAP2436

MHAPR3030

MHAP6036

# HALO PLUS

- Energy-efficient LED lights with adjustable color temperatures
- Defogger pad included
- Can be installed vertically or horizontally
- 5mm copper-free mirror
- Aluminum frame for easy installation
- Safety film backing
- ON-OFF touch switch with built-in dimmer
- Touch button to navigate between pre-set light color temperatures (2700K-4500K-6500K)
- Installation with plug
- Available in multiple sizes



# HALO PLUS OBLONG

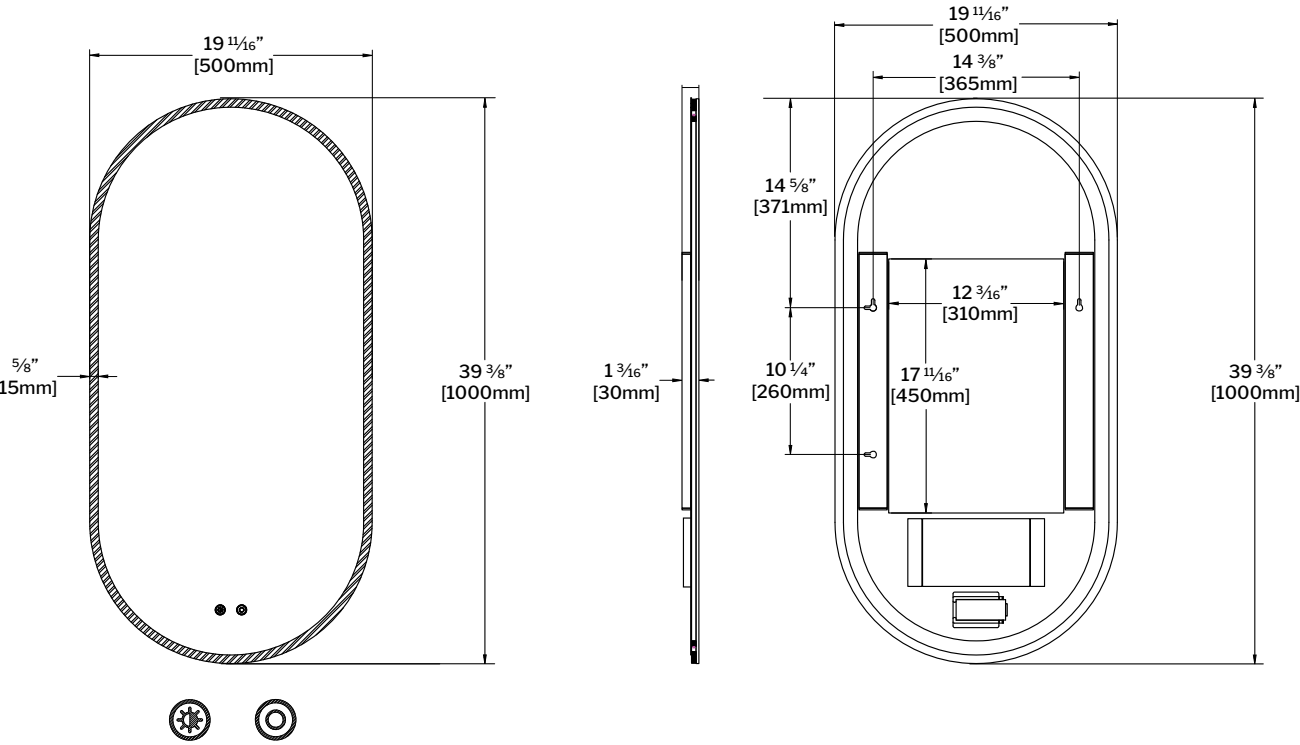
## BATHROOM MIRROR

MODEL	SIZE	DEFOGGER*	PRICE
MHAPO2039	20" W x 39" H	Single centered	\$1,064

\*Defogger pad may be off-centred if mirror orientation is changed

### TECHNICAL SPECS

MODEL	LUMENS	KELVIN	WATTS	INPUT
MHAPO2039	0-1220 lm	CCT 2700-6500 K	53W	120V AC, 50/60Hz



MHAPO2039

# HALO PLUS OBLONG

- Energy-efficient LED lights with adjustable color temperatures
- Defogger pad included
- Can be installed vertically or horizontally
- 5mm copper-free mirror
- Aluminum frame for easy installation
- Safety film backing
- ON-OFF touch switch with built-in dimmer
- Touch button to navigate between pre-set light color temperatures (2700K-4500K-6500K)
- Installation with plug

LED technology

30,000 HOURS lamp life

SAFETY BACKING

ETL LISTED US Intertek

5 year limited warranty



# ARTUS

## BATHROOM MIRROR

**F** You must indicate finish code in "F" field: Chrome 11, Brushed Nickel 25, Satin White 18, Satin Black 33, Brushed Gold 12, Gun Metal 15

MODEL	SIZE	DEFOGGER*	PRICE
MFA2136 - <b>F</b>	21" W x 36" H	Single centered	<b>\$1,230</b>
MFA2436- <b>F</b>	24" W x 36" H	Single centered	<b>\$1,286</b>
MFA3036- <b>F</b>	30" W x 36" H	Single centered	<b>\$1,402</b>
MFA3636- <b>F</b>	36" W x 36" H	Single centered	<b>\$1,513</b>
MFA4236- <b>F</b>	42" W x 36" H	Double split	<b>\$1,802</b>
MFA4836- <b>F</b>	48" W x 36" H	Double split	<b>\$1,918</b>
MFA5436- <b>F</b>	54" W x 36" H	Double split	<b>\$2,030</b>
MFA6036- <b>F</b>	60" W x 36" H	Double split	<b>\$2,141</b>
MFA7224- <b>F</b>	72" W x 24" H	Double split	<b>\$2,017</b>
MFA7236- <b>F</b>	72" W x 36" H	Double split	<b>\$2,365</b>

\*Defogger pad may be off-centred if mirror orientation is changed  
For technical drawings, see page 24

### TECHNICAL SPECS

MODEL	LUMENS	KELVIN	WATTS	INPUT
MFA2136	0-1770 lm	CCT 3000-6500 K	52W	100-240V AC, 50/60Hz
MFA2436	0-1860 lm	CCT 3000-6500 K	54W	100-240V AC, 60/60Hz
MFA3036	0-2050 lm	CCT 3000-6500 K	57W	100-240V AC, 50/60Hz
MFA3636	0-2230 lm	CCT 3000-6500 K	59W	100-240V AC, 60/60Hz
MFA4236	0-2400 lm	CCT 3000-6500 K	88W	100-240V AC, 50/60Hz
MFA4836	0-2600 lm	CCT 3000-6500 K	91W	100-240V AC, 60/60Hz
MFA5436	0-2780 lm	CCT 3000-6500 K	94W	100-240V AC, 50/60Hz
MFA6036	0-2960 lm	CCT 3000-6500 K	96W	100-240V AC, 50/60Hz
MFA7224	0-2960 lm	CCT 3000-6500 K	96W	100-240V AC, 60/60Hz
MFA7236	0-3320 lm	CCT 3000-6500 K	102W	100-240V AC, 60/60Hz



Chrome 11



Brushed Nickel 25



Satin White 18



Brushed Gold 12



Satin Black 33  
(black finish will vary by mirror series)



Gun Metal 15



MFA2436-12

# ARTUS

Decorative metal frame available in Chrome, Brushed Nickel, Satin White, Satin Black, Brushed Gold & Gun Metal

Energy-efficient LED lights with adjustable color temperatures

Can be installed vertically or horizontally

Defogger pad with automatic shut-off for energy conservation included

5mm copper-free mirror

Safety film backing

ON-OFF touch switch with built-in dimmer

Touch button to navigate between pre-set light color temperatures (3000K-4500K-6500K)

Hardwired installation - the frame is hung on a wall-mounted bracket

Available in multiple sizes



**5**  
year limited warranty

# MAGNA

## BATHROOM MIRROR

MODEL	SIZE	FINISH	DEFOGGER*	PRICE
MFM02039-33	20" W x 39" H	Matte Black	Single centered	\$1,250
MFM02039-12	20" W x 39" H	Brushed Gold	Single centered	\$1,250

\*Defogger pad may be off-centred if mirror orientation is changed

### TECHNICAL SPECS

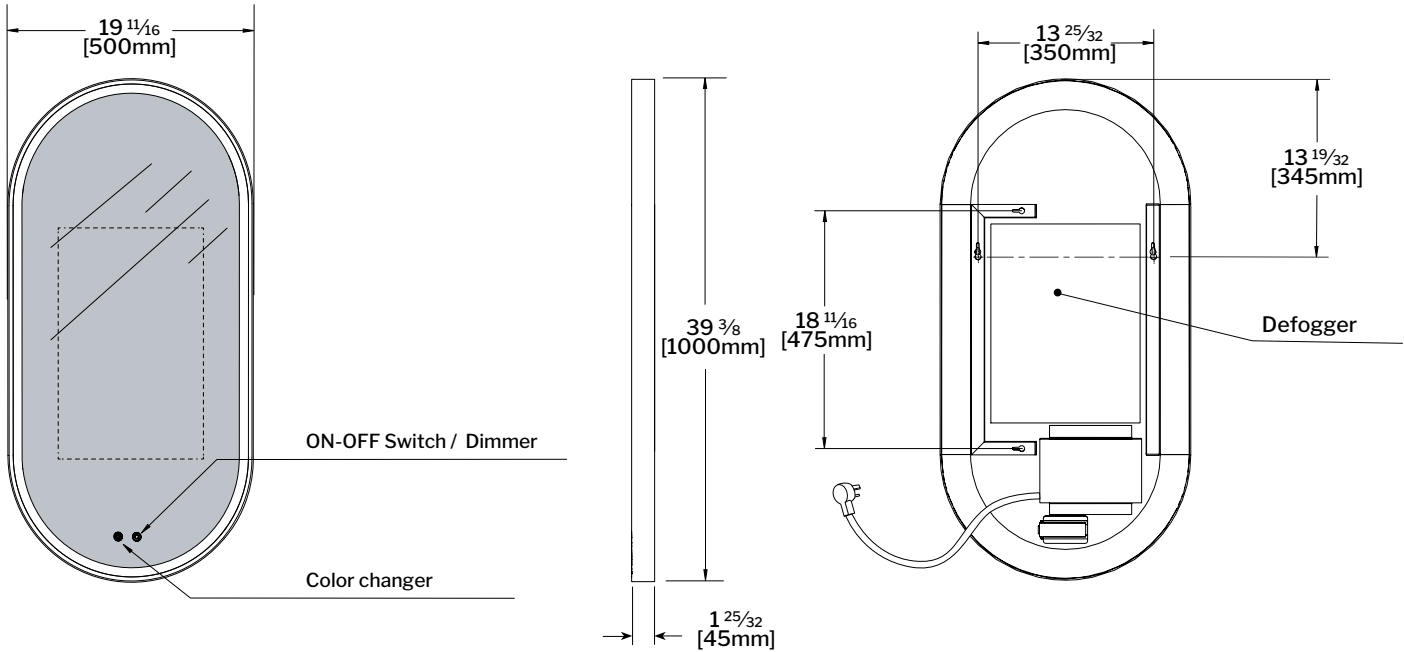
MODEL	LUMENS	KELVIN	WATTS	INPUT
MFM02039	0-720 lm	CCT 2700-6500 K	53W	120V AC, 50/60Hz



Matte Black 33  
(black finish will vary  
by mirror series)



Brushed Gold 12



MFM02039-12

# MAGNA

- Oblong shaped decorative metal frame available in Brushed Gold & Matte Black finishes
- Energy-efficient LED lights with adjustable color temperatures
- Can be installed vertically or horizontally
- Defogger pad included
- 5mm copper-free mirror
- Safety film backing
- ON-OFF touch switch with built-in dimmer
- Touch button to navigate between pre-set light color temperatures (2700K-4500K-6500K)
- Installation with plug

LED  
technology

30,000  
HOURS  
lamp life

SAFETY  
BACKING

ETL  
Intertek

5  
year limited  
warranty



# SOLIS

## BATHROOM MIRROR

MODEL	SIZE	DEFOGGER	PRICE
MSOR2424-33	ø 24"	Single centered	\$989
MSOR3030-33	ø 30"	Single centered	\$1,180
MSOR3636-33	ø 36"	Single centered	\$1,417

For technical drawings, see page 25

### TECHNICAL SPECS

MODEL	LUMENS RANGE	KELVIN	WATTS	INPUT
MSOR2424-33	0-1342 lm	CCT 3500 K	27W	110V AC, 50/60Hz
MSOR3030-33	0-1660 lm	CCT 3500 K	34W	110V AC, 50/60Hz
MSOR3636-33	0-2031 lm	CCT 3500 K	42W	110V AC, 50/60Hz

Compatible with wall switch



MSOR2424-33

# SOLIS

- Energy-efficient LED warm white lights, suitable for makeup application and shaving
- Defogger pad included
- 5mm copper-free and distortion-free mirror
- Matte Black\* metal frame
- ON-OFF touch switch with a built-in dimmer
- Safety film backing
- Installation with plug
- Available in multiple sizes

\*Matte Black will vary by mirror series



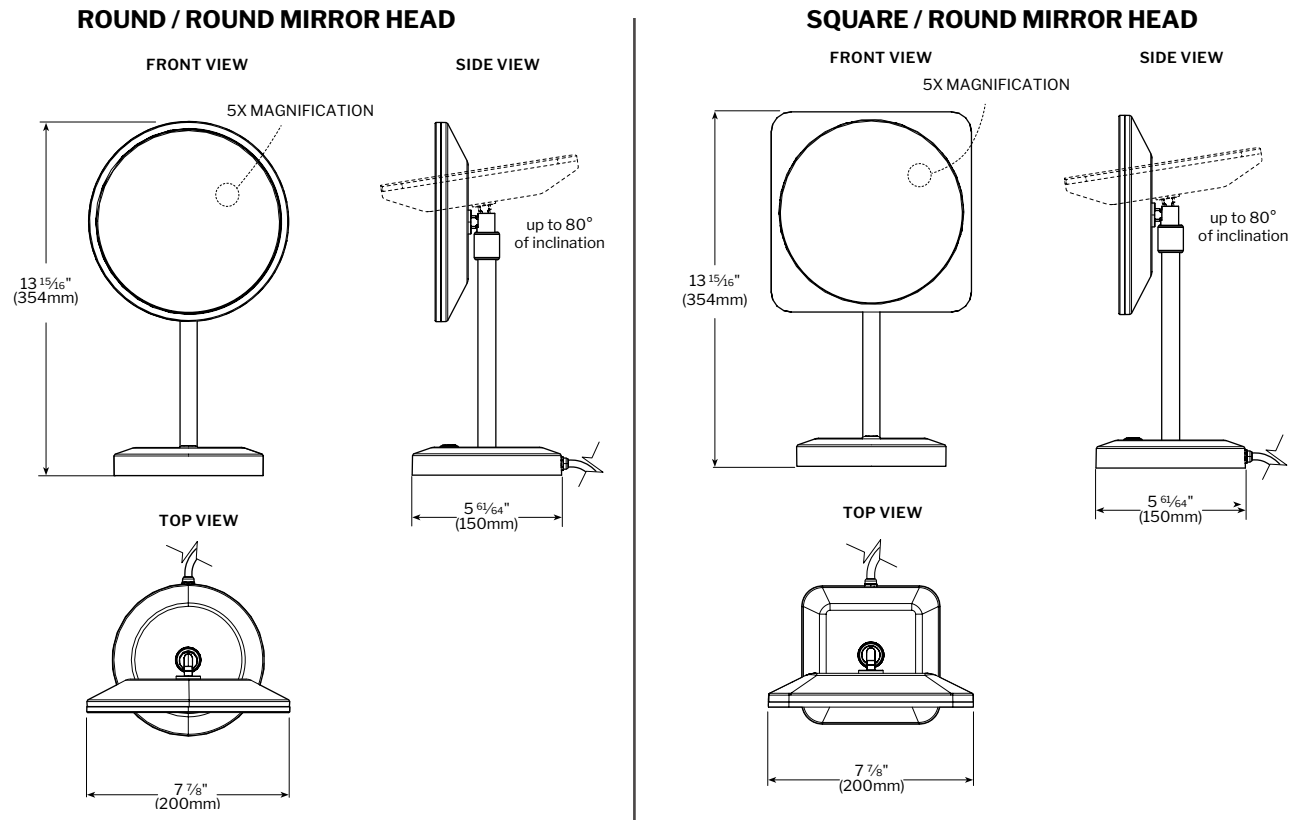
# VIZO

## FREESTANDING LED COSMETIC MIRROR

MODEL	MIRROR HEAD DIMENSION	SHAPE	FINISH	PRICE
MVZ8-FS-RR-11	ø 8" (200mm)	Round / Round	Chrome	\$747
MVZ8-FS-RR-33	ø 8" (200mm)	Round / Round	Matte Black	\$747
MVZ8-FS-SR-11	8" (200mm) W x 8" (200mm) H	Square / Round	Chrome	\$824
MVZ8-FS-SR-33	8" (200mm) W x 8" (200mm) H	Square / Round	Matte Black	\$824

### TECHNICAL SPECS

MODEL	LUMENS	KELVIN	WATTS	INPUT
MVZ8-FS-RR-11	100 lm	CCT 3000-6500 K	6W	120V AC, 60Hz
MVZ8-FS-RR-33	100 lm	CCT 3000-6500 K	6W	120V AC, 60Hz
MVZ8-FS-SR-11	85 lm	CCT 3000-6500 K	6W	120V AC, 60Hz
MVZ8-FS-SR-33	85 lm	CCT 3000-6500 K	6W	120V AC, 60Hz



MVZ8-FS-SR-33

MVZ8-FS-RR-11

# VIZO

## FREESTANDING LED COSMETIC MIRROR

- Adjustable pivot allows the mirror to be turned 80° upwards
- Touch switch for setting the LED color range from warm (3000K) to daylight (6500K)
- Optical quality, 5X magnifying glass mirror for makeup application and grooming
- 8" diameter mirror for round / round model (mirror + LED diffuser), and 8" x 8" mirror for square / round model (mirror + LED diffuser)
- Easy to clean & maintain
- Solid metal construction with a chrome or matte black finish
- Includes a grounded plug



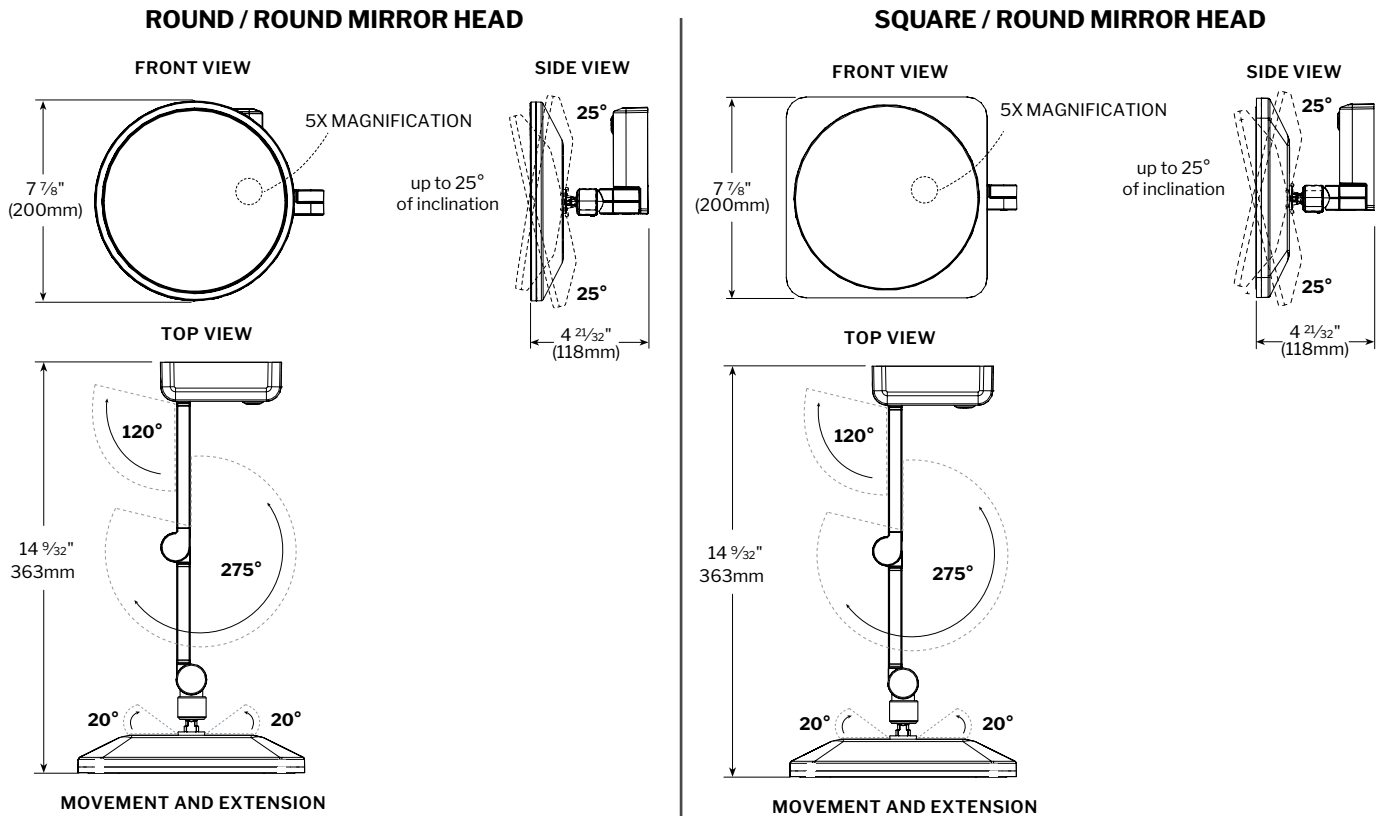
# VIZO

## WALL MOUNT LED COSMETIC MIRROR

MODEL	MIRROR HEAD DIMENSION	SHAPE	FINISH	PRICE
MVZ8-WM-RR-11	ø 8" (200mm)	Round / Round	Chrome	\$735
MVZ8-WM-RR-33	ø 8" (200mm)	Round / Round	Matte Black	\$735
MVZ8-WM-SR-11	8" (200mm) W x 8" (200mm) H	Square / Round	Chrome	\$810
MVZ8-WM-SR-33	8" (200mm) W x 8" (200mm) H	Square / Round	Matte Black	\$810

### TECHNICAL SPECS

MODEL	LUMENS	KELVIN	WATTS	INPUT
MVZ8-WM-RR-11	100 lm	CCT 3000-6500 K	6W	120V AC, 60Hz
MVZ8-WM-RR-33	100 lm	CCT 3000-6500 K	6W	120V AC, 60Hz
MVZ8-WM-SR-11	85 lm	CCT 3000-6500 K	6W	120V AC, 60Hz
MVZ8-WM-SR-33	85 lm	CCT 3000-6500 K	6W	120V AC, 60Hz



MVZ8-WM-RR-11



MVZ8-WM-SR-33

# VIZO

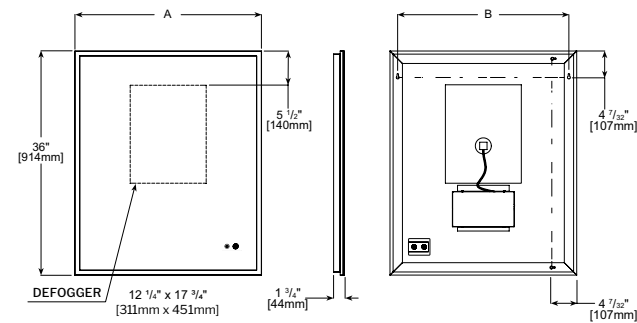
## WALL MOUNT LED COSMETIC MIRROR

Features an extensible arm and a mirror mounted on an adjustable pivot  
Touch switch for setting the LED color temperature range from warm (3000K) to daylight (6500K)  
Optical quality, 5X magnifying glass mirror for makeup application and grooming  
8" diameter mirror for round / round model (mirror + LED diffuser), and 8" x 8" mirror for square / round model (mirror + LED diffuser)  
Easy to clean & maintain  
Solid metal construction with a chrome or matte black finish  
Hardwired connection  
Includes a universal mounting plate designed to fit standard junction boxes



# HALO PLUS TECHNICAL DRAWINGS

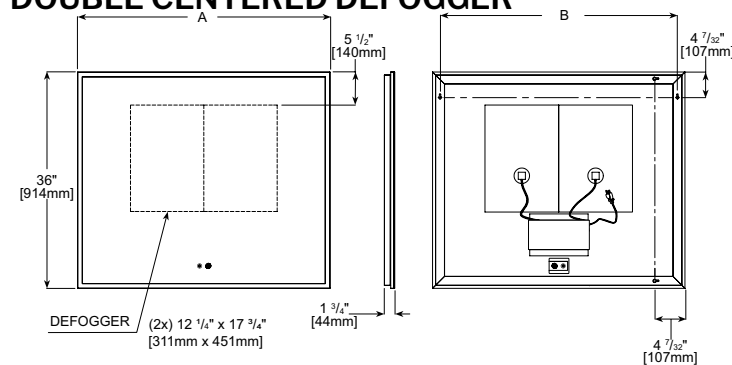
## SINGLE CENTERED DEFOGGER



MODEL	A	B
MHAP1836	18" [457mm]	15 1/2" [392mm]
MHAP2136	21" [533mm]	18 1/2" [470mm]
MHAP2436	24" [610mm]	21 1/2" [546mm]
MHAP3036	30" [762mm]	27 1/2" [699mm]
MHAP3636	36" [914mm]	33 1/2" [851mm]

Tolerance on dimensions:  $\pm 1/4"$  (6 mm)

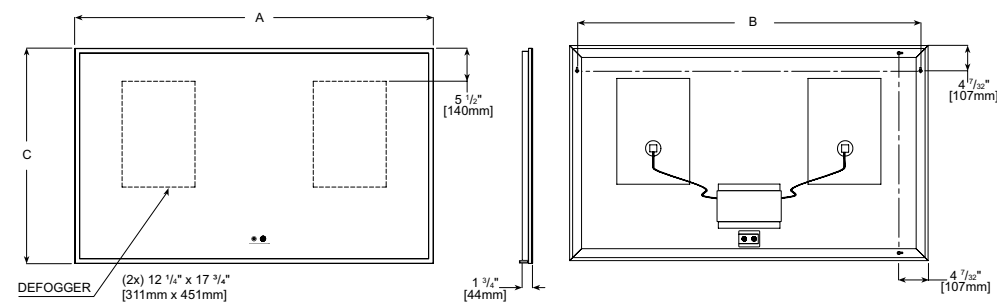
## DOUBLE CENTERED DEFOGGER



MODEL	A	B
MHAP4236	42" [1067mm]	39 1/2" [1003mm]
MHAP4836	48" [1219mm]	45 1/2" [1156mm]

Tolerance on dimensions:  $\pm 1/4"$  (6 mm)

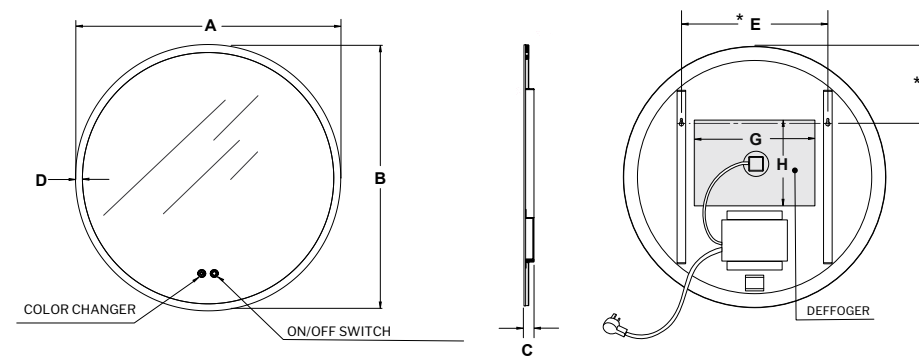
## DOUBLE SPLIT DEFOGGER



MODEL	A	B	C
MHAP5436	54" [1372mm]	51 1/2" [1308mm]	36" [914mm]
MHAP6036	60" [1524mm]	57 1/2" [1461mm]	36" [914mm]
MHAP7224	72" [1829mm]	69 1/2" [1765mm]	24" [610mm]
MHAP7236	72" [1829mm]	69 1/2" [1765mm]	36" [914mm]

Tolerance on dimensions:  $\pm 1/4"$  (6 mm)

## HALO PLUS ROUND

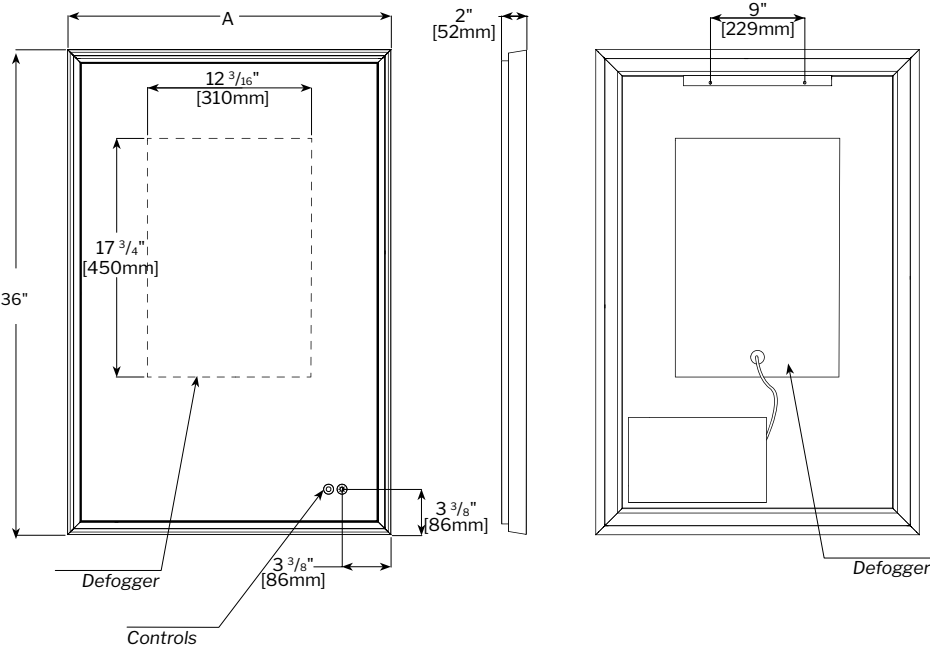


Tolerance on dimensions:  $\pm 1/4"$  (6 mm)

MODEL	A	B	C	D	E	F	G	H
MHAPR2424	23 5/8" [600mm]	23 5/8" [600mm]	1 3/16" [30mm]	9/16" [15mm]	12 3/4" [311mm]	7 1/16" [190mm]	9 7/8" [250mm]	7 7/8" [200mm]
MHAPR3030	30" [762mm]	30" [762mm]	1 3/16" [30mm]	9/16" [15mm]	22 3/4" [425mm]	15 11/32" [226mm]	13 3/4" [350mm]	13 13/16" [250mm]

# ARTUS TECHNICAL DRAWINGS

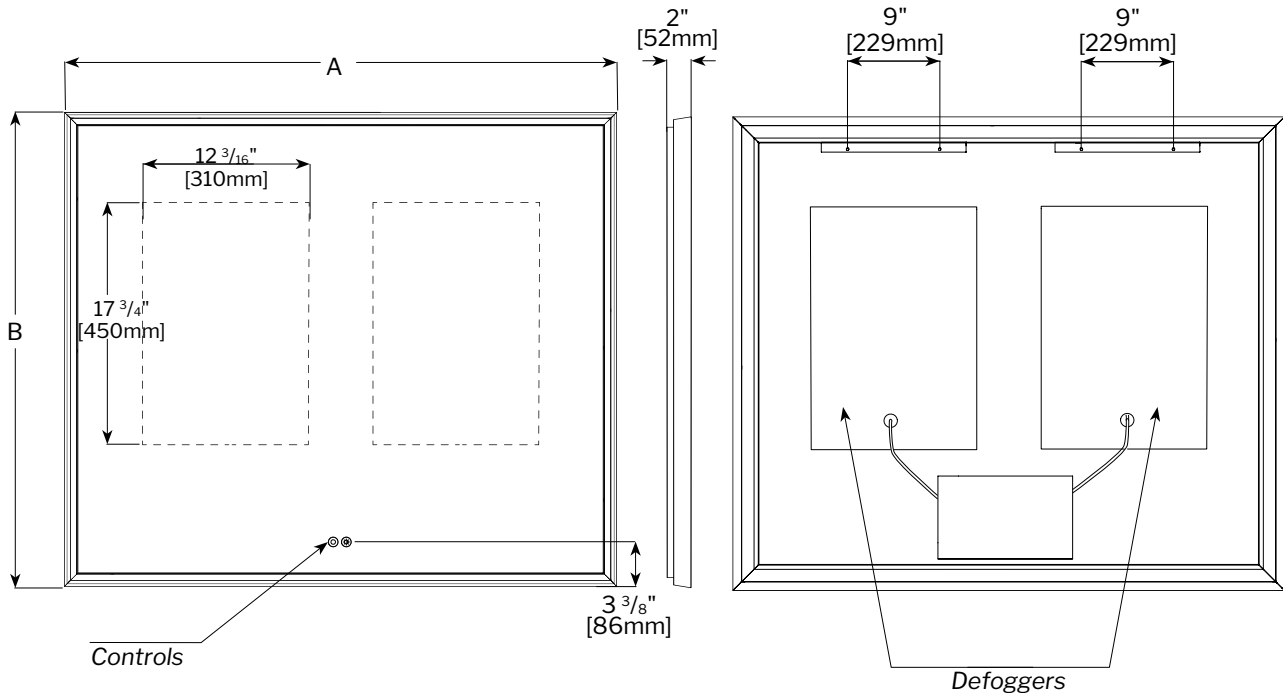
## SINGLE CENTERED DEFOGGER



MODEL	A
MFA2136	21" [533mm]
MFA2436	24" [610mm]
MFA3036	30" [762mm]
MFA3636	36" [914mm]

Tolerance on dimensions: ± 1/4" (6 mm)

## DOUBLE SPLIT DEFOGGER

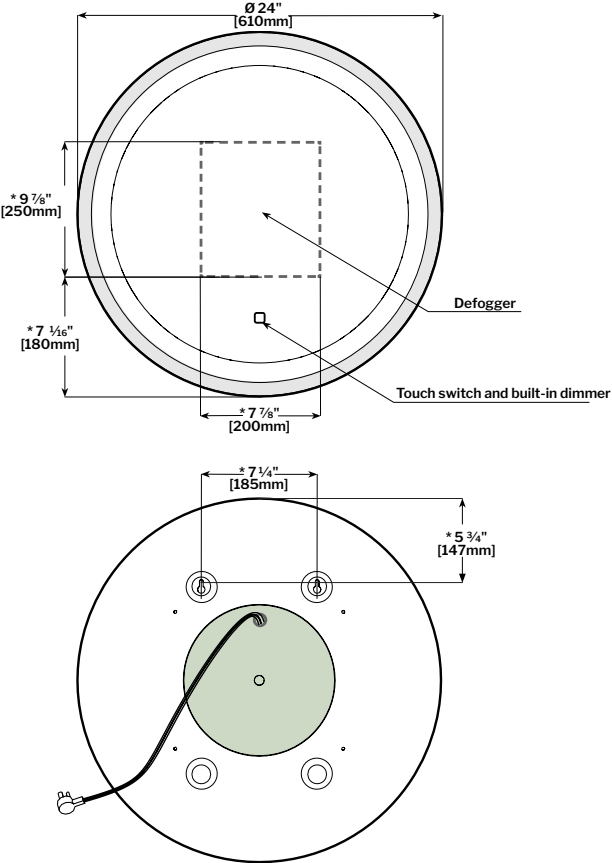


MODEL	A	B
MFA4236	42" [1067mm]	36" [914mm]
MFA4836	48" [1219mm]	36" [914mm]
MFA5436	54" [1372mm]	36" [914mm]
MFA6036	60" [1524mm]	36" [914mm]
MFA7236	72" [1829mm]	36" [914mm]
MFA7224	72" [1829mm]	24" [610mm]

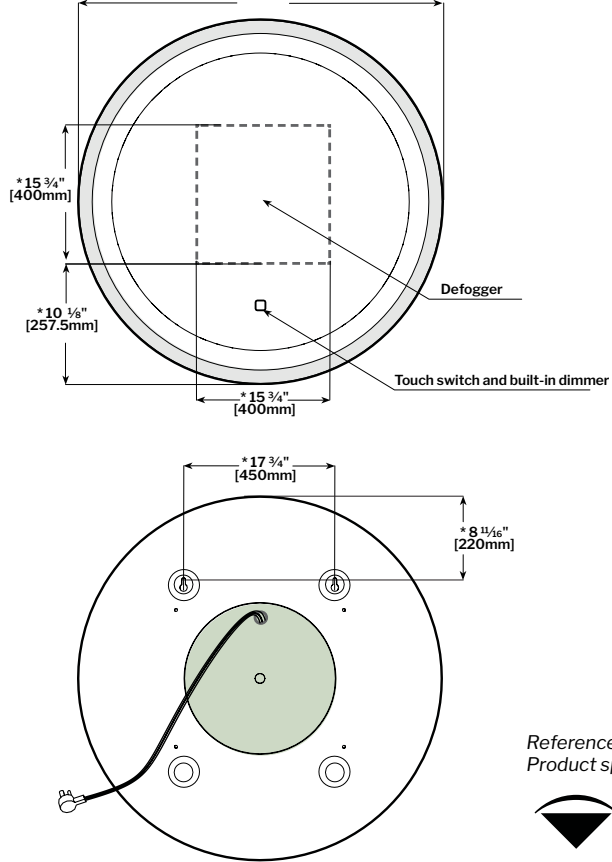
Tolerance on dimensions: ± 1/4" (6 mm)

# SOLIS TECHNICAL DRAWING

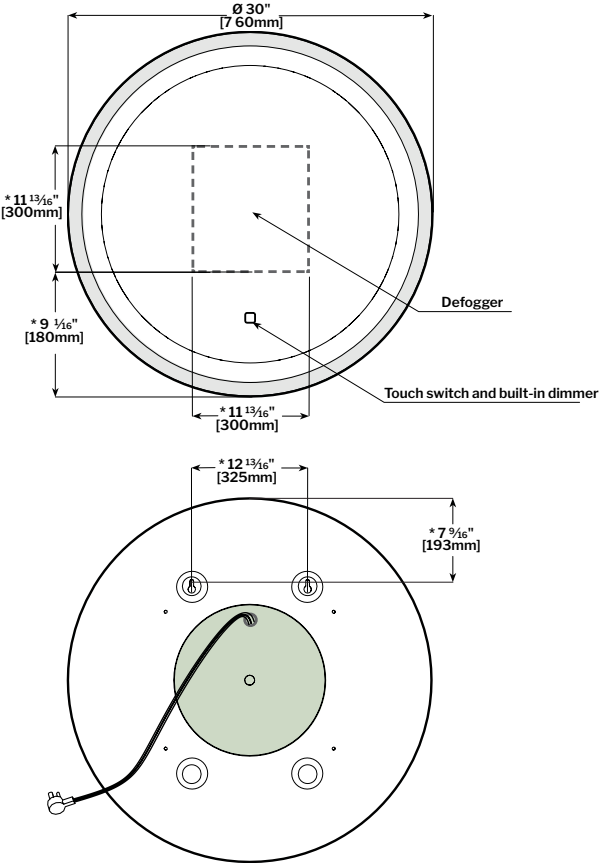
## MSOR2424-33 SINGLE CENTERED DEFOGGER



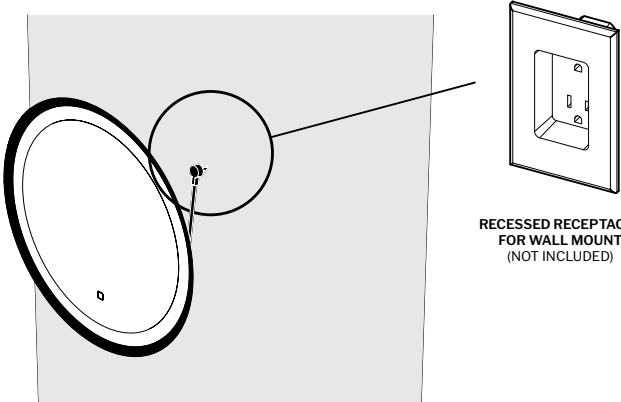
## MSOR3636-33 SINGLE CENTERED DEFOGGER



## MSOR3030-33 SINGLE CENTERED DEFOGGER



The mirror is fitted with a plug.  
A recessed receptacle is required  
for a proper wall mount installation.



Recommended zone for  
the recessed outlet.

Reference only (approximate dimension).  
Product specifications are subject to change without notice.





# FEATURES + BENEFITS

**luna**



**luna**  
MEDICINE CABINETS

When you need extra storage space, Fleurco's medicine cabinets are the perfect solution. Single, double and triple door options accommodate sinks of all sizes with beveled or flat edges and adjustable glass shelves.



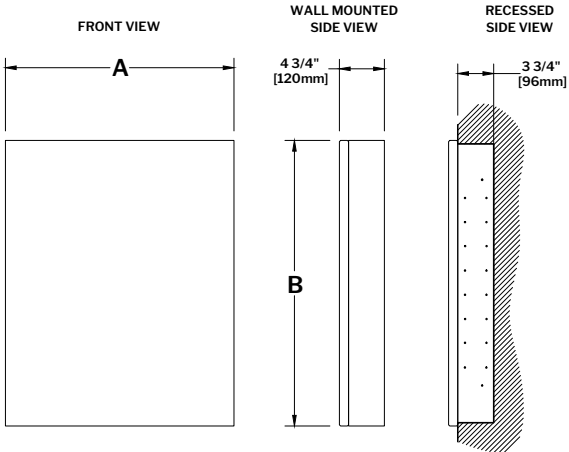
# SINGLE VIEW

## SINGLE PANEL MEDICINE CABINET

MODEL	DIMENSION	ROUGH OPENING SIZE FOR RECESSED	EDGES	*ADDITIONAL SHELVES PAGE 34	PRICE
MCS1519A-11	15" W x 19" H	14 3⁄8" W x 18 3⁄8" H x 3 3⁄4" D	Flat	MC-SHELF-15	\$626
MCS1519B-11	15" W x 19" H	14 3⁄8" W x 18 3⁄8" H x 3 3⁄4" D	1/2" Bevel	MC-SHELF-15	\$718
MCS1530A-11	15" W x 30" H	14 3⁄8" W x 29 3⁄8" H x 3 3⁄4" D	Flat	MC-SHELF-15	\$755
MCS1530B-11	15" W x 30" H	14 3⁄8" W x 29 3⁄8" H x 3 3⁄4" D	1/2" Bevel	MC-SHELF-15	\$864
MCS1536A-11	15" W x 36" H	14 3⁄8" W x 35 3⁄8" H x 3 3⁄4" D	Flat	MC-SHELF-15	\$853
MCS1536B-11	15" W x 36" H	14 3⁄8" W x 35 3⁄8" H x 3 3⁄4" D	1/2" Bevel	MC-SHELF-15	\$977
MCS2430A-11	24" W x 30" H	23 3⁄8" W x 29 3⁄8" H x 3 3⁄4" D	Flat	MC-SHELF-24/36L	\$944
MCS2430B-11	24" W x 30" H	23 3⁄8" W x 29 3⁄8" H x 3 3⁄4" D	1/2" Bevel	MC-SHELF-24/36L	\$1,078
MCS2436A-11	24" W x 36" H	23 3⁄8" W x 35 3⁄8" H x 3 3⁄4" D	Flat	MC-SHELF-24/36L	\$1,124
MCS2436B-11	24" W x 36" H	23 3⁄8" W x 35 3⁄8" H x 3 3⁄4" D	1/2" Bevel	MC-SHELF-24/36L	\$1,296

\*Additional Glass Shelves available, see page 34.  
NOTE: Surface mount kit included for wall mounted installation.

MODEL	A	B
MCS1519A or B-11	15" [380mm]	19" [480mm]
MCS1530A or B-11	15" [380mm]	30" [760mm]
MCS1536A or B-11	15" [380mm]	36" [915mm]
MCS2430A or B-11	24" [610mm]	30" [760mm]
MCS2436A or B-11	24" [610mm]	36" [915mm]



FLAT



1/2" BEVEL

5  
year limited  
warranty

Tolerance on dimensions: ± 1/8" (3mm)

US | 2025

# SINGLE VIEW

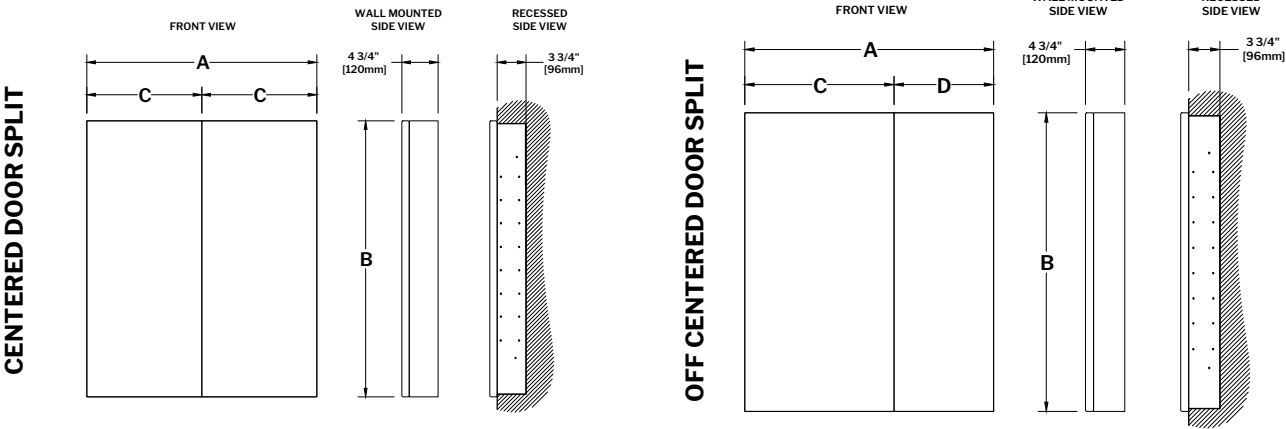


MCS2430B-11

BI-VIEW  
DOUBLE PANEL MEDICINE CABINET

MODEL	DIMENSION	ROUGH OPENING SIZE FOR RECESSED	EDGES	DOOR SPLIT	*ADDITIONAL SHELVES PAGE 34	PRICE
MCB2430A-11	24" W x 30" H	23 3⁄8" W x 29 3⁄8" H x 3 3⁄4" D	Flat	Center	MC-SHELF-24/36L	\$1,041
MCB2430B-11	24" W x 30" H	23 3⁄8" W x 29 3⁄8" H x 3 3⁄4" D	1/2" Bevel	Center	MC-SHELF-24/36L	\$1,150
MCB2519A-11	25" W x 19" H	24 3⁄8" W x 18 3⁄8" H x 3 3⁄4" D	Flat	Center	MC-SHELF-25	\$889
MCB2519B-11	25" W x 19" H	24 3⁄8" W x 18 3⁄8" H x 3 3⁄4" D	1/2" Bevel	Center	MC-SHELF-25	\$1,022
MCB3030A-11	30" W x 30" H	29 3⁄8" W x 29 3⁄8" H x 3 3⁄4" D	Flat	Off center	MC-SHELF-30	\$1,175
MCB3030B-11	30" W x 30" H	29 3⁄8" W x 29 3⁄8" H x 3 3⁄4" D	1/2" Bevel	Off center	MC-SHELF-30	\$1,348
MCB3036A-11	30" W x 36" H	29 3⁄8" W x 35 3⁄8" H x 3 3⁄4" D	Flat	Off center	MC-SHELF-30	\$1,408
MCB3036B-11	30" W x 36" H	29 3⁄8" W x 35 3⁄8" H x 3 3⁄4" D	1/2" Bevel	Off center	MC-SHELF-30	\$1,612
MCB3121A-11	31" W x 21" H	30 3⁄8" W x 20 3⁄8" H x 3 3⁄4" D	Flat	Off center	MC-SHELF-31	\$1,054
MCB3121B-11	31" W x 21" H	30 3⁄8" W x 20 3⁄8" H x 3 3⁄4" D	1/2" Bevel	Off center	MC-SHELF-31	\$1,208

\*Additional Glass Shelves available, see page 34.  
NOTE: Surface mount kit included for wall mounted installation.



MODEL	A	B	C	D
MCB2430A or B-11	24" [610mm]	30" [760mm]	12" [305mm]	N/A
MCB2519A or B-11	25" [635mm]	19" [480mm]	12 1⁄2" [320mm]	N/A
MCB3030A or B-11	30" [760mm]	30" [760mm]	18" [460mm]	12" [305mm]
MCB3036A or B-11	30" [760mm]	36" [915mm]	18" [460mm]	12" [305mm]
MCB3121A or B-11	31" [790mm]	21" [535mm]	19" [480mm]	12" [305mm]



FLAT      1/2" BEVEL

5  
year limited  
warranty

Tolerance on dimensions: ± 1/8" (3mm)

US | 2025

BI-VIEW



MCB3030A-11

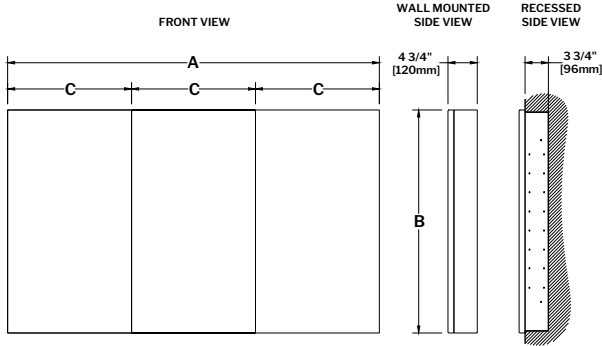
# TRI-VIEW

## TRIPLE PANEL MEDICINE CABINET

MODEL	DIMENSION	ROUGH OPENING SIZE FOR RECESSED	EDGES	*ADDITIONAL SHELVES PAGE 34	PRICE
MCT3630A-11	36" W x 30" H	35 3⁄8" W X 29 3⁄8" H X 3 3⁄4" D	Flat	MC-SHELF-36S, MC-SHELF-24/36L	\$1,513
MCT3630B-11	36" W x 30" H	35 3⁄8" W X 29 3⁄8" H X 3 3⁄4" D	1/2" Bevel	MC-SHELF-36S, MC-SHELF-24/36L	\$1,733
MCT3636A-11	36" W x 36" H	35 3⁄8" W X 35 3⁄8" H X 3 3⁄4" D	Flat	MC-SHELF-36S, MC-SHELF-24/36L	\$1,586
MCT3636B-11	36" W x 36" H	35 3⁄8" W X 35 3⁄8" H X 3 3⁄4" D	1/2" Bevel	MC-SHELF-36S, MC-SHELF-24/36L	\$1,818
MCT4830A-11	48" W x 30" H	47 3⁄8" W X 29 3⁄8" H X 3 3⁄4" D	Flat	MC-SHELF-48S, MC-SHELF-48L	\$1,639
MCT4830B-11	48" W x 30" H	47 3⁄8" W X 29 3⁄8" H X 3 3⁄4" D	1/2" Bevel	MC-SHELF-48S, MC-SHELF-48L	\$1,880
MCT4836A-11	48" W x 36" H	47 3⁄8" W X 35 3⁄8" H X 3 3⁄4" D	Flat	MC-SHELF-48S, MC-SHELF-48L	\$1,827
MCT4836B-11	48" W x 36" H	47 3⁄8" W X 35 3⁄8" H X 3 3⁄4" D	1/2" Bevel	MC-SHELF-48S, MC-SHELF-48L	\$2,093
MCT6030A-11	60" W x 30" H	59 3⁄8" W X 29 3⁄8" H X 3 3⁄4" D	Flat	MC-SHELF-60S, MC-SHELF-60L	\$1,854
MCT6030B-11	60" W x 30" H	59 3⁄8" W X 29 3⁄8" H X 3 3⁄4" D	1/2" Bevel	MC-SHELF-60S, MC-SHELF-60L	\$2,126
MCT6036A-11	60" W x 36" H	59 3⁄8" W X 35 3⁄8" H X 3 3⁄4" D	Flat	MC-SHELF-60S, MC-SHELF-60L	\$2,211
MCT6036B-11	60" W x 36" H	59 3⁄8" W X 35 3⁄8" H X 3 3⁄4" D	1/2" Bevel	MC-SHELF-60S, MC-SHELF-60L	\$2,538

\*Additional Glass Shelves available, see page 34.  
NOTE: Surface mount kit included for wall mounted installation.

MODEL	A	B	C
MCT3630A or B-11	36" [915mm]	30" [760mm]	12" [305mm]
MCT3636A or B-11	36" [915mm]	36" [915mm]	12" [305mm]
MCT4830A or B-11	48" [1220mm]	30" [760mm]	16" [405mm]
MCT4836A or B-11	48" [1220mm]	36" [915mm]	16" [405mm]
MCT6030A or B-11	60" [1525mm]	30" [760mm]	20" [510mm]
MCT6036A or B-11	60" [1525mm]	36" [915mm]	20" [510mm]



FLAT



1/2" BEVEL

5  
year limited  
warranty

Tolerance on dimensions: ± 1/8" (3mm)

US | 2025

# TRI-VIEW



MCT4830A-11



# ADDITIONAL GLASS SHELVES

## ADDITIONAL SHELVES FOR SINGLE VIEW & BI-VIEW UNITS

Single view and bi-view units use one long shelf.

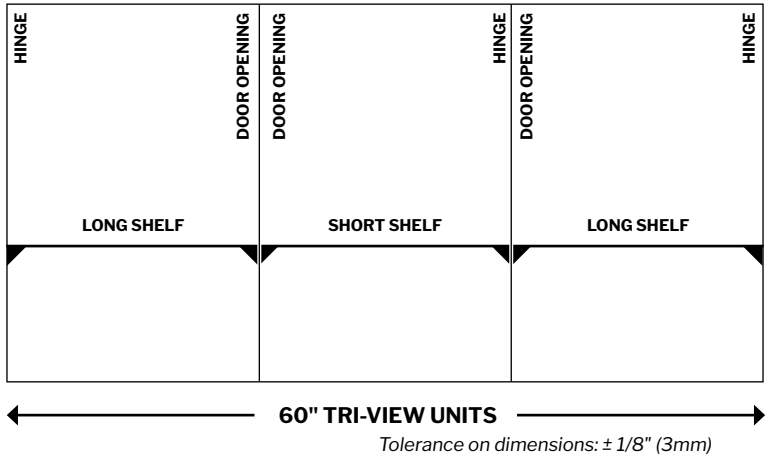
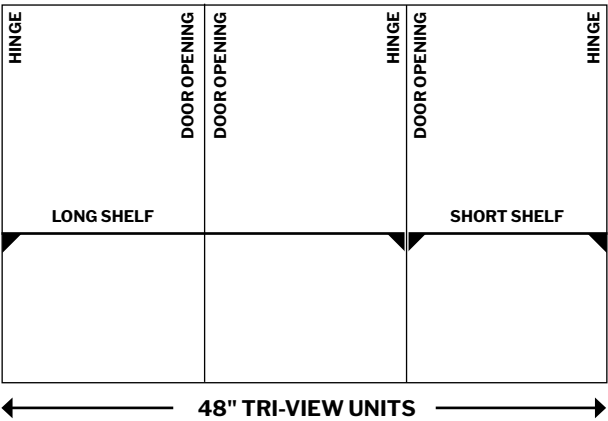
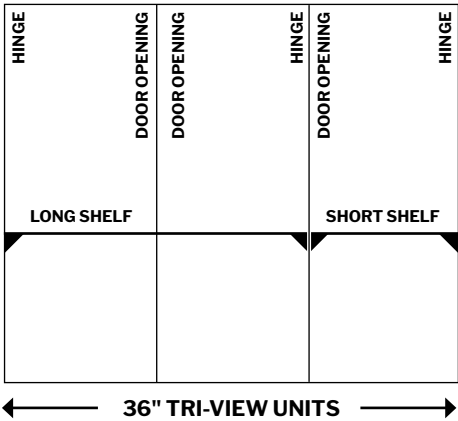
MODEL	DIMENSIONS L x D	PRICE
MC-SHELF-15	13 3⁄8" x 3 1⁄2" 339mm x 90mm	\$32
MC-SHELF-24/36L	22 3⁄8" x 3 1⁄2" 568mm x 90mm	\$46
MC-SHELF-25	23 3⁄8" x 3 1⁄2" 594mm x 90mm	\$46
MC-SHELF-30	28 3⁄8" x 3 1⁄2" 720mm x 90mm	\$58
MC-SHELF-31	29 3⁄8" x 3 1⁄2" 745mm x 90mm	\$58

## ADDITIONAL SHELVES FOR TRI-VIEW UNITS

Tri-view units use long & short shelves.  
See below for arrangements.

MODEL	DIMENSIONS L x D	PRICE
MC-SHELF-36S	11 3⁄16" x 3 1⁄2" 284mm x 90mm	\$30
MC-SHELF-24/36L	22 3⁄8" x 3 1⁄2" 568mm x 90mm	\$46
MC-SHELF-48S	15 3⁄16" x 3 1⁄2" 385mm x 90mm	\$33
MC-SHELF-48L	30 1⁄4" x 3 1⁄2" 769mm x 90mm	\$59
MC-SHELF-60S	18 1⁄4" x 3 1⁄2" 464mm x 90mm	\$39
MC-SHELF-60L	19 3⁄16" x 3 1⁄2" 487mm x 90mm	\$39

Code example:  
36S = short shelf for 36" wide unit.  
36L = long shelf for 36" wide unit.



5  
year limited  
warranty


US | 2025



**luna**  
LED  
MEDICINE CABINETS

When you need extra storage space, Fleurco's LED medicine cabinets are the perfect solution. Energy-efficient LED bright white light is suitable for makeup application & shaving.

FEATURES + BENEFITS



3800K BRIGHT WHITE LIGHT



**Kelvin (K)** is a unit of measurement used to describe the hue of a specific light source. This is not necessarily related to the heat output of the light source but rather the color of the light output. Kelvin values below 3500K will have a warmer, yellowish hue. Values between 3500K and 4500K will be in the white hue range. All values higher than 4500K will tend to have a more bluish hue. The prominence of the hues will increase as the values move away from the white hue's range. Daylight typically falls into the 5000-6000K range.

**Lumens (lm)** is the measure of the total quantity of visible light emitted by a source.

- NEW & UPGRADED electrical components
- USB / USB-C ports included (excluding Halo Tall View)
- Metal ON/OFF touch switch with dimmer
- 2 tamper resistant and GFCI outlets
- Soft-close door with Blum® hinges
- Wall mounted or recessed installation (surface mount kit included)
- Energy-efficient LED bright white light
- Sandblasted aluminum body
- 8mm, ultra clear adjustable glass shelves
- Interior & exterior mirrors
- Copper-free mirror



# HALO SINGLE VIEW

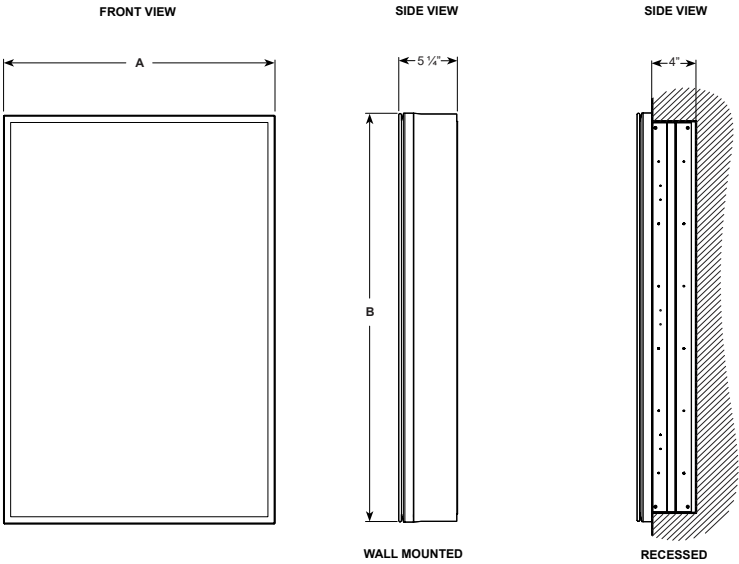
## SINGLE PANEL MEDICINE CABINET

MODEL	CABINET SIZE	ROUGH OPENING SIZE FOR RECESSED	FINISH	PRICE
MCHS1930-14	19" W x 30" H	18 ¾" W x 29 ½" H x 4" D	Sandblasted Aluminum	\$1,923
MCHS1936-14	19" W x 36" H	18 ¾" W x 35 ½" H x 4" D	Sandblasted Aluminum	\$2,195
MCHS2430-14	24" W x 30" H	24 ½" W x 29 ½" H x 4" D	Sandblasted Aluminum	\$2,113
MCHS2436-14	24" W x 36" H	24 ½" W x 35 ½" H x 4" D	Sandblasted Aluminum	\$2,446

Additional glass shelves available, see page 46.

### TECHNICAL SPECS

MODEL	LUMENS RANGE	KELVIN	WATTS	INPUT
MCHS1930-14	0-1340 lm	CCT 3800 K	21.5W	120V AC, 50/60Hz
MCHS1936-14	0-1510 lm	CCT 3800 K	23W	120V AC, 50/60Hz
MCHS2430-14	0-1510 lm	CCT 3800 K	23W	120V AC, 50/60Hz
MCHS2436-14	0-1690 lm	CCT 3800 K	25W	120V AC, 50/60Hz



### NEW & UPGRADED ELECTRICAL COMPONENTS

- USB / USB-C ports included
- Metal ON/OFF touch switch with dimmer
- 2 tamper resistant & GFCI outlets

MODEL	A	B
MCHS1930-14	19" [483mm]	30 ¾" [772mm]
MCHS1936-14	19" [483mm]	36 ¾" [924mm]
MCHS2430-14	24 ½" [619mm]	30 ¾" [772mm]
MCHS2436-14	24 ½" [619mm]	36 ¾" [924mm]

Tolerance on dimensions: ± 1/8" (3mm)

LED technology

ETL LISTED US Intertek

CEC listed\*

30,000 HOURS lamp life

5 year limited warranty

# HALO SINGLE VIEW

luna



MCHS2436-14



# HALO BI-VIEW

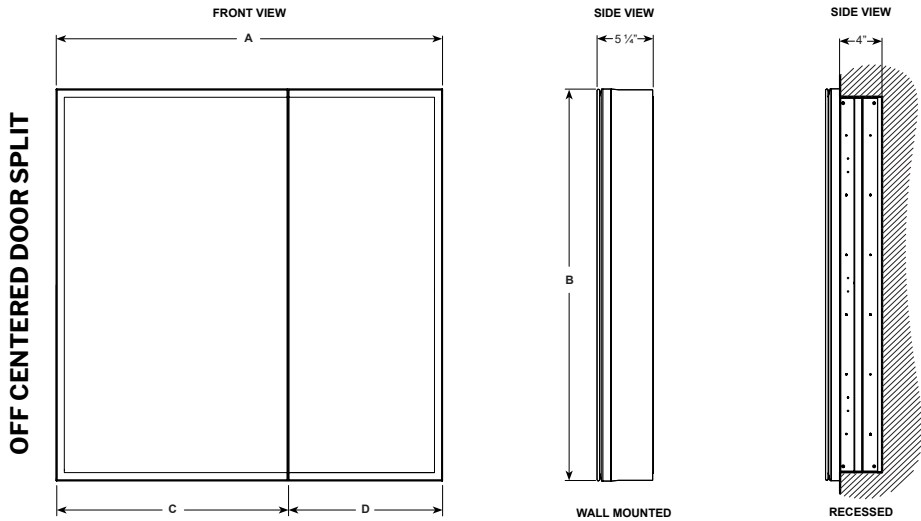
## DOUBLE PANEL MEDICINE CABINET

MODEL	CABINET SIZE	ROUGH OPENING SIZE FOR RECESSED	DOOR SPLIT	FINISH	PRICE
MCHB3030-14	30" W x 30" H	30 1⁄8" W x 29 1⁄2" H x 4" D	Off center	Sandblasted Aluminum	\$2,621
MCHB3036-14	30" W x 36" H	30 1⁄8" W x 35 1⁄2" H x 4" D	Off center	Sandblasted Aluminum	\$3,111


Additional glass shelves available, see page 46.

### TECHNICAL SPECS


MODEL	LUMENS RANGE	KELVIN	WATTS	INPUT
MCHB3030-14	0-1690 lm	CCT 3800 K	25W	120V AC, 50/60Hz
MCHB3036-14	0-1840 lm	CCT 3800 K	27W	120V AC, 50/60Hz




NEW & UPGRADED  
ELECTRICAL COMPONENTS



USB / USB-C ports  
included



Metal ON/OFF touch  
switch with dimmer



2 tamper resistant &  
GFCI outlets

MODEL	A	B	C	D
MCHB3030-14	30 3⁄8" [772mm]	30 3⁄8" [772mm]	18 1⁄4" [464mm]	12 1⁄8" [308mm]
MCHB3036-14	30 3⁄8" [772mm]	36 3⁄8" [924mm]	18 1⁄4" [464mm]	12 1⁄8" [308mm]

Tolerance on dimensions: ± 1/8" (3mm)



# HALO BI-VIEW



MCHB3036-14

# HALO TRI-VIEW

## TRIPLE PANEL MEDICINE CABINET

MODEL	CABINET SIZE	ROUGH OPENING SIZE FOR RECESSED	FINISH	PRICE
MCHT3030-14	30" W x 30" H	30 1⁄8" W x 29 1⁄2" H x 4" D	Sandblasted Aluminum	\$3,061
MCHT3036-14	30" W x 36" H	30 1⁄8" W x 35 1⁄2" H x 4" D	Sandblasted Aluminum	\$3,148
MCHT3630-14	36" W x 30" H	36 1⁄8" W x 29 1⁄2" H x 4" D	Sandblasted Aluminum	\$3,148
MCHT3636-14	36" W x 36" H	36 1⁄8" W x 35 1⁄2" H x 4" D	Sandblasted Aluminum	\$3,840
MCHT4830-14	48" W x 30" H	48 1⁄8" W x 29 1⁄2" H x 4" D	Sandblasted Aluminum	\$3,496
MCHT4836-14	48" W x 36" H	48 1⁄8" W x 35 1⁄2" H x 4" D	Sandblasted Aluminum	\$4,225
MCHT6030-14	60" W x 30" H	59 3⁄4" W x 29 1⁄2" H x 4" D	Sandblasted Aluminum	\$4,022
MCHT6036-14	60" W x 36" H	59 3⁄4" W x 35 1⁄2" H x 4" D	Sandblasted Aluminum	\$4,796

Additional glass shelves available, see page 46.

### TECHNICAL SPECS

MODEL	LUMENS RANGE	KELVIN	WATTS	INPUT
MCHT3030-14	0-1690 lm	CCT 3800 K	25W	120V AC, 50/60Hz
MCHT3036-14	0-1840 lm	CCT 3800 K	27W	120V AC, 50/60Hz
MCHT3630-14	0-1840 lm	CCT 3800 K	27W	120V AC, 50/60Hz
MCHT3636-14	0-2000 lm	CCT 3800 K	29W	120V AC, 50/60Hz
MCHT4830-14	0-2170 lm	CCT 3800 K	31W	120V AC, 50/60Hz
MCHT4836-14	0-2340 lm	CCT 3800 K	33W	120V AC, 50/60Hz
MCHT6030-14	0-2500 lm	CCT 3800 K	35W	120V AC, 50/60Hz
MCHT6036-14	0-2650 lm	CCT 3800 K	38W	120V AC, 50/60Hz

MODEL	A	B	C
MCHT3030-14	30 3⁄8" [772mm]	30 3⁄8" [772mm]	10 1⁄8" [257mm]
MCHT3036-14	30 3⁄8" [772mm]	36 3⁄8" [924mm]	10 1⁄8" [257mm]
MCHT3630-14	36 3⁄8" [924mm]	30 3⁄8" [772mm]	12 1⁄8" [308mm]
MCHT3636-14	36 3⁄8" [924mm]	36 3⁄8" [924mm]	12 1⁄8" [308mm]
MCHT4830-14	48 3⁄8" [1229mm]	30 3⁄8" [772mm]	16 1⁄8" [410mm]
MCHT4836-14	48 3⁄8" [1229mm]	36 3⁄8" [924mm]	16 1⁄8" [410mm]
MCHT6030-14	60" [1524mm]	30 3⁄8" [772mm]	20" [508mm]
MCHT6036-14	60" [1524mm]	36 3⁄8" [924mm]	20" [508mm]

Tolerance on dimensions: ± 1/8" (3mm)

### NEW & UPGRADED ELECTRICAL COMPONENTS



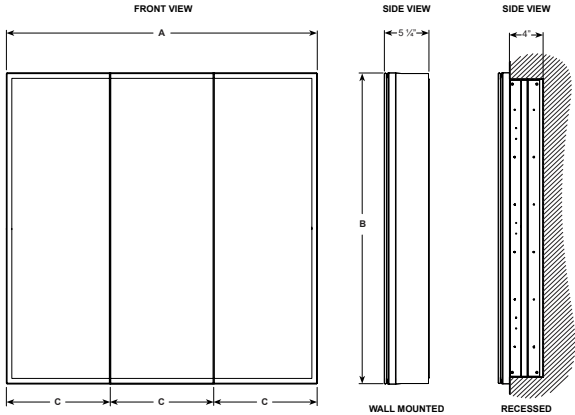
USB / USB-C ports included



Metal ON/OFF touch switch with dimmer




2 tamper resistant & GFCI outlets



US | 2025

# HALO TRI-VIEW



MCHT3636-14



FLEURCO™ [www.fleurco.com](http://www.fleurco.com)

# HALO TALL VIEW

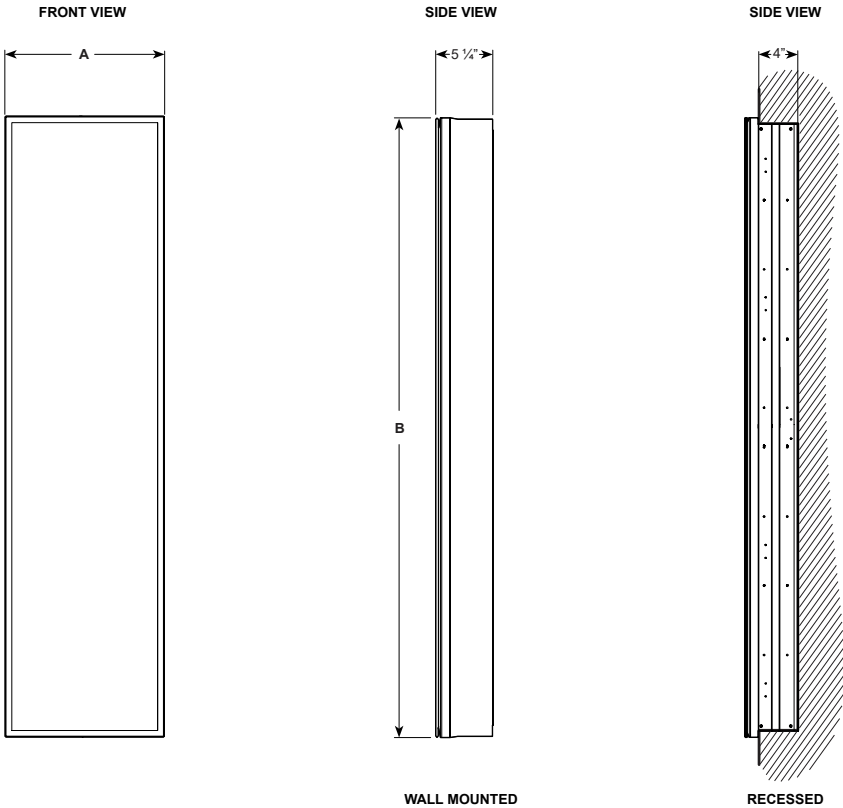
## SINGLE PANEL MEDICINE CABINET

MODEL	CABINET SIZE	ROUGH OPENING SIZE FOR RECESSED	FINISH	PRICE
MCHS1560-14	15" W x 60" H	14 ¾" W x 59 ⅛" H x 4" D	Sandblasted Aluminum	\$2,796

Additional glass shelves available, see page 46.

### TECHNICAL SPECS

MODEL	LUMENS RANGE	KELVIN	WATTS	INPUT
MCHS1560-14	0-2050 lm	CCT 3800 K	30W	120V AC, 50/60Hz



### NEW & UPGRADED ELECTRICAL COMPONENTS

- Metal ON/OFF touch switch with dimmer
- 2 tamper resistant & GFCI outlets

MODEL	A	B
MCHS1560-14	15" [381mm]	60" [1524mm]

Tolerance on dimensions: ± 1/8" (3mm)

LED technology

ETL Intertek

CEC listed

30,000 HOURS lamp life

5 year limited warranty



MCHS1560-14



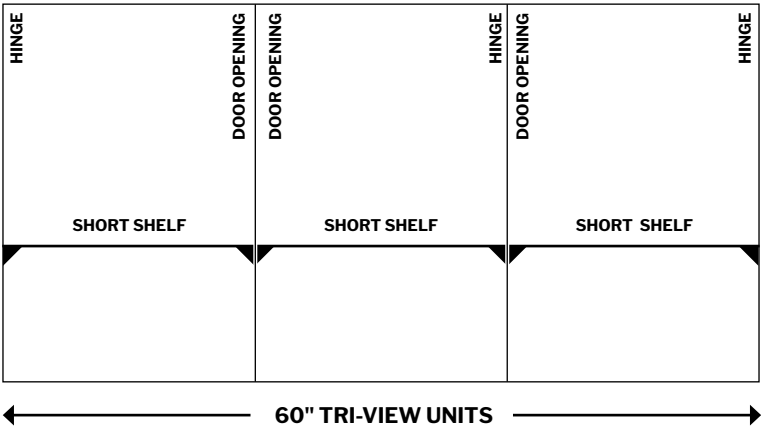
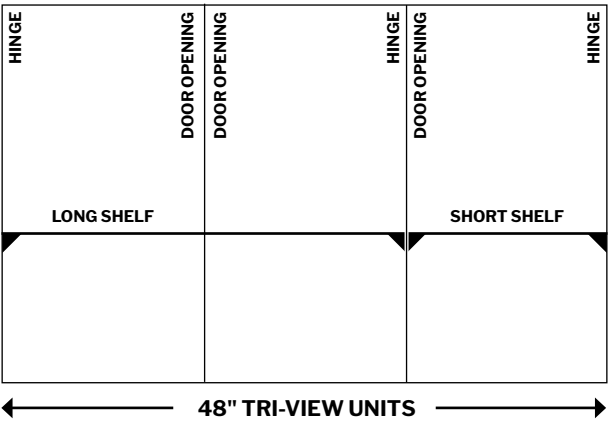
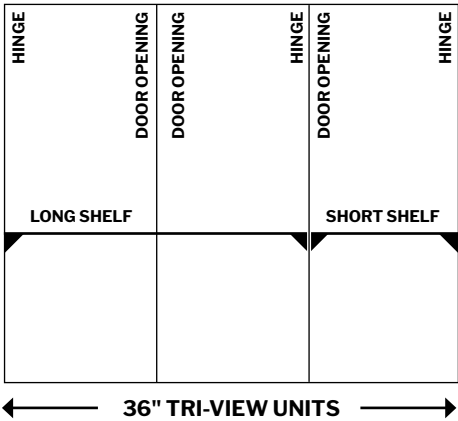
# ADDITIONAL GLASS SHELVES

## ADDITIONAL SHELVES FOR SINGLE VIEW & BI-VIEW UNITS

Single view and bi-view units use one long shelf.

MODEL	DIMENSIONS L x D	PRICE
MCH-SHELF-15	13 3⁄8" x 3 1⁄2" 341mm x 87mm	\$27
MCH-SHELF-19	17 3⁄8" x 3 1⁄2" 442mm x 87mm	\$30
MCH-SHELF-24	22 7⁄8" x 3 1⁄2" 578mm x 87mm	\$43
MCH-SHELF-30	28 7⁄8" x 3 1⁄2" 731mm x 87mm	\$56

Code example:  
36S = short shelf for 36" wide unit.  
36L = long shelf for 36" wide unit.



Tolerance on dimensions: ± 1/8" (3mm)

## ADDITIONAL SHELVES FOR TRI-VIEW UNITS

Tri-view units use long & short shelves.  
See below for arrangements.

MODEL	DIMENSIONS L x D	PRICE
MCH-SHELF-30S	9" x 3 1⁄2" 228mm x 87mm	\$20
MCH-SHELF-30L	19" x 3 1⁄2" 480mm x 87mm	\$30
MCH-SHELF-36S	11" x 3 1⁄2" 279mm x 87mm	\$21
MCH-SHELF-36L	23" x 3 1⁄2" 579mm x 87mm	\$43
MCH-SHELF-48S	15" x 3 1⁄2" 381mm x 87mm	\$27
MCH-SHELF-48L	31" x 3 1⁄2" 787mm x 87mm	\$58
MCH-SHELF-60	19" x 3 1⁄2" 479mm x 87mm	\$30



This modern, solid surface line celebrates the art of options with choices such as countertop style, backsplash, apron, and frame styles. These options will allow you to truly build your own vanity to your exact needs. 3 sizes available and integrated shelf. Towel bar also included on STAK Trio model.



## LUNA TOWER DISPLAY



### STEP 1: ORDER DISPLAY

White: DSP-LUNA-STAK

### STEP 2: ORDER VANITIES

Choose up to 4 vanities. Refer to pages 50-55.

WALL	VANITY SIZE
A	39"
B	24"
C	32"
D	24"

OPTIONAL: Refer to page 56 for decorative drains & pipes.

### STEP 3: ORDER LUNA MIRROR OF CHOICE

Refer to LED Mirrors section, Medicine Cabinets section, or LED Medicine Cabinets section. You must choose a mirror size to match the vanity or wall size.

Contact customer service for more information.



# STAK FLOATING UNO COUNTERTOP

## COUNTERTOP WITH APRON

MODEL	SIZE	FINISH	SINK SHAPE	PRICE
LVSTB24-AP-RD-18	23 5/8" W x 18 7/8" D x 6" H	Matte White	Round	\$896
LVSTB24-AP-SQ-18	23 5/8" W x 18 7/8" D x 6" H	Matte White	Square	\$928
LVSTB32-AP-RD-18	31 1/2" W x 18 7/8" D x 6" H	Matte White	Round	\$1,096
LVSTB32-AP-SQ-18	31 1/2" W x 18 7/8" D x 6" H	Matte White	Square	\$1,136
LVSTB39-AP-RD-18	39 3/8" W x 18 7/8" D x 6" H	Matte White	Round	\$1,227
LVSTB39-AP-SQ-18	39 3/8" W x 18 7/8" D x 6" H	Matte White	Square	\$1,265



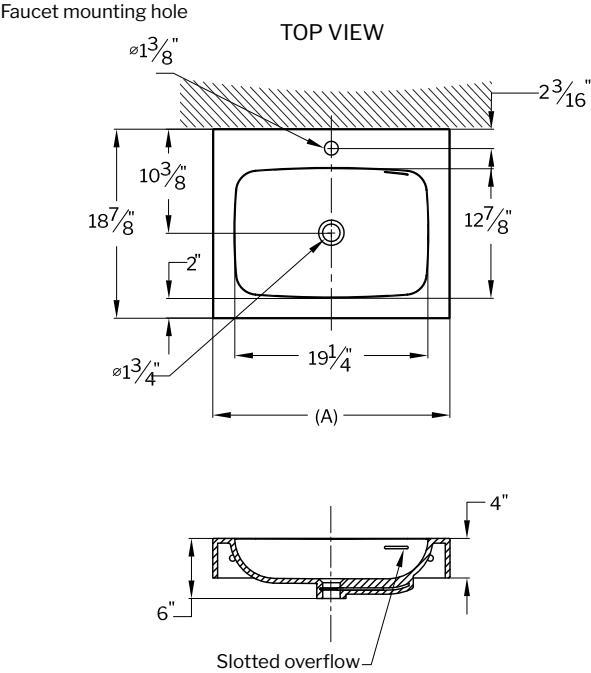
Countertop with apron & round sink



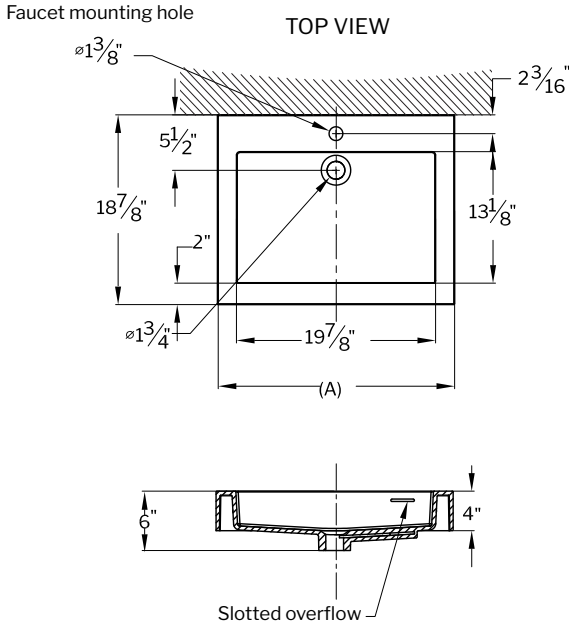
Countertop with apron & Square sink

Suggested installation height between 30" - 36" range.  
Mounting hardware kit included.  
For optional drains & pipes, see page 56.

## COUNTERTOP WITH APRON – ROUND SINK



## COUNTERTOP WITH APRON – SQUARE SINK



MODEL	A
LVSTB24	23 5/8" (600mm)
LVSTB32	31 1/2" (800mm)
LVSTB39	39 3/8" (1000mm)

Tolerance on dimensions: ± 1/8" (3 mm)



**5**  
year limited  
warranty  
US | 2025

# STAK FLOATING UNO COUNTERTOP

luna



LVSTB39-AP-RD-18

**FLEURCO**™ [www.fleurco.com](http://www.fleurco.com)



# STAK WALL-MOUNTED duo FRAME & COUNTERTOP (WITH SOLID SURFACE SHELF)

## COUNTERTOP WITH APRON

MODEL	SIZE	FINISH	SINK SHAPE	PRICE
LVSTB24-AP-RD-18	23 5/8" W x 18 7/8" D x 6" H	Matte White	Round	<b>\$896</b>
LVSTB24-AP-SQ-18	23 5/8" W x 18 7/8" D x 6" H	Matte White	Square	<b>\$928</b>
LVSTB32-AP-RD-18	31 1/2" W x 18 7/8" D x 6" H	Matte White	Round	<b>\$1,096</b>
LVSTB32-AP-SQ-18	31 1/2" W x 18 7/8" D x 6" H	Matte White	Square	<b>\$1,136</b>
LVSTB39-AP-RD-18	39 3/8" W x 18 7/8" D x 6" H	Matte White	Round	<b>\$1,227</b>
LVSTB39-AP-SQ-18	39 3/8" W x 18 7/8" D x 6" H	Matte White	Square	<b>\$1,265</b>

Countertop with apron — round sink



Countertop with apron — Square sink



## COUNTERTOP WITHOUT APRON

MODEL	SIZE	FINISH	SINK SHAPE	PRICE
LVSTB24-RD-18	23 5/8" W x 18 7/8" D x 6" H	Matte White	Round	<b>\$755</b>
LVSTB24-SQ-18	23 5/8" W x 18 7/8" D x 6" H	Matte White	Square	<b>\$786</b>
LVSTB32-RD-18	31 1/2" W x 18 7/8" D x 6" H	Matte White	Round	<b>\$926</b>
LVSTB32-SQ-18	31 1/2" W x 18 7/8" D x 6" H	Matte White	Square	<b>\$957</b>
LVSTB39-RD-18	39 3/8" W x 18 7/8" D x 6" H	Matte White	Round	<b>\$1,035</b>
LVSTB39-SQ-18	39 3/8" W x 18 7/8" D x 6" H	Matte White	Square	<b>\$1,066</b>

Countertop without apron — round sink



Countertop without apron — Square sink



## + FRAME

You must choose a frame size that matches your chosen countertop size.

MODEL	SIZE	FINISH	PRICE
LVSTF24-WM33-SH18	23 5/8" W x 18 7/8" D x 14 7/8" H	Matte Black frame Matte White shelf	<b>\$914</b>
LVSTF24-WM12-SH18	23 5/8" W x 18 7/8" D x 14 7/8" H	Brushed Gold frame Matte White shelf	<b>\$1,107</b>
LVSTF32-WM33-SH18	31 1/2" W x 18 7/8" D x 14 7/8" H	Matte Black frame Matte White shelf	<b>\$1,038</b>
LVSTF32-WM12-SH18	31 1/2" W x 18 7/8" D x 14 7/8" H	Brushed Gold frame Matte White shelf	<b>\$1,251</b>
LVSTF39-WM33-SH18	39 3/8" W x 18 7/8" D x 14 7/8" H	Matte Black frame Matte White shelf	<b>\$1,160</b>
LVSTF39-WM12-SH18	39 3/8" W x 18 7/8" D x 14 7/8" H	Brushed Gold frame Matte White shelf	<b>\$1,390</b>

Suggested installation height between 30" - 36" range.

Mounting hardware kit included.

For optional drains & pipes, see page 56.

For dimension specifications and overall dimensions of assembled product, see page 57.

Last modified: 2025-09-01



**5**  
year limited  
warranty  
US | 2025

# STAK WALL-MOUNTED duo FRAME & COUNTERTOP (WITH SOLID SURFACE SHELF)

luna



**LVSTB32-SQ-18  
+ LVSTF32-WM33-SH18**



**LVSTB32-AP-SQ-18  
+ LVSTF32-WM12-SH18**

**FLEURCO™** www.fleurco.com

# STAK FREESTANDING

## trio FRAME & COUNTERTOP (WITH SOLID SURFACE SHELF)

### COUNTERTOP WITH APRON

MODEL	SIZE	FINISH	SINK SHAPE	PRICE
LVSTB24-AP-RD-18	23 5/8" W x 18 7/8" D x 6" H	Matte White	Round	\$896
LVSTB24-AP-SQ-18	23 5/8" W x 18 7/8" D x 6" H	Matte White	Square	\$928
LVSTB32-AP-RD-18	31 1/2" W x 18 7/8" D x 6" H	Matte White	Round	\$1,096
LVSTB32-AP-SQ-18	31 1/2" W x 18 7/8" D x 6" H	Matte White	Square	\$1,136
LVSTB39-AP-RD-18	39 3/8" W x 18 7/8" D x 6" H	Matte White	Round	\$1,227
LVSTB39-AP-SQ-18	39 3/8" W x 18 7/8" D x 6" H	Matte White	Square	\$1,265

### OPTIONAL BACKSPLASH (TRIO MODEL ONLY)

MODEL	SIZE	FINISH	PRICE
LVSTSPL24-18	23 5/8" W x 3/4" D x 8" H	Matte White	\$185
LVSTSPL32-18	31 1/2" W x 3/4" D x 8" H	Matte White	\$239
LVSTSPL39-18	39 3/8" W x 3/4" D x 8" H	Matte White	\$293

Backsplash designed to complement countertops with aprons only. In the event the Trio frame cannot be pushed against the wall due to existing wall mouldings, the backsplash can be added to the countertop to fill a 1/2" gap. Call customer service for more information.

### COUNTERTOP WITHOUT APRON\*

MODEL	SIZE	FINISH	SINK SHAPE	PRICE
LVSTB24-RD-18	23 5/8" W x 18 7/8" D x 6" H	Matte White	Round	\$755
LVSTB24-SQ-18	23 5/8" W x 18 7/8" D x 6" H	Matte White	Square	\$786
LVSTB32-RD-18	31 1/2" W x 18 7/8" D x 6" H	Matte White	Round	\$926
LVSTB32-SQ-18	31 1/2" W x 18 7/8" D x 6" H	Matte White	Square	\$957
LVSTB39-RD-18	39 3/8" W x 18 7/8" D x 6" H	Matte White	Round	\$1,035
LVSTB39-SQ-18	39 3/8" W x 18 7/8" D x 6" H	Matte White	Square	\$1,066

\*Finished height for frame & countertop without apron is 31 1/2"

## + FRAME

You must choose a frame size that matches your chosen countertop size.

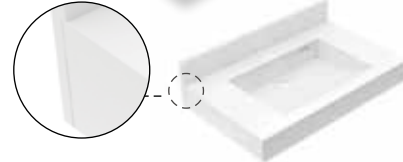
MODEL	SIZE	FINISH	PRICE
LVSTF24-FS33-SH18	23 5/8" W x 18 7/8" D x 31" H	Matte Black frame Matte White shelf	\$1,249
LVSTF24-FS12-SH18	23 5/8" W x 18 7/8" D x 31" H	Brushed Gold frame Matte White shelf	\$1,533
LVSTF32-FS33-SH18	31 1/2" W x 18 7/8" D x 31" H	Matte Black frame Matte White shelf	\$1,386
LVSTF32-FS12-SH18	31 1/2" W x 18 7/8" D x 31" H	Brushed Gold frame Matte White shelf	\$1,690
LVSTF39-FS33-SH18	39 3/8" W x 18 7/8" D x 31" H	Matte Black frame Matte White shelf	\$1,524
LVSTF39-FS12-SH18	39 3/8" W x 18 7/8" D x 31" H	Brushed Gold frame Matte White shelf	\$1,847

For optional drains & pipes, see page 56.  
For dimension specifications and overall dimensions of assembled product, see page 58.

Countertop with apron — round sink



Countertop with apron — Square sink




Note: The seam between the backsplash and the countertop will be visible from the sides.

Countertop without apron — round sink



Countertop without apron — Square sink



**5**  
year limited  
warranty  
US | 2025

# STAK FREESTANDING

## trio FRAME & COUNTERTOP (WITH SOLID SURFACE SHELF)

luna



LVSTB39-SQ-18 +  
LVSTF39-FS33-SH18

LVSTB39-AP-SQ-18  
+ LVSTF39-FS12-SH18

FLEURCO™ [www.fleurco.com](http://www.fleurco.com)

OPTIONAL DRAINS & PIPES

STAK SPECIFICATIONS  
duo WALL-MOUNT FRAME & COUNTERTOP

DRAINS

MODEL	DESCRIPTION	PRICE
VAN-DRAIN-11	Lavatory Drain with Drain Plug / Cast Brass / 20 Gauge 1 ¼" x 4" Tailpipe / Chrome	\$251
VAN-DRAIN-25	Lavatory Drain with Drain Plug / Cast Brass / 20 Gauge 1 ¼" x 4" Tailpipe / Brushed Nickel	\$274
VAN-DRAIN-33	Lavatory Drain with Drain Plug / Cast Brass / 20 Gauge 1 ¼" x 4" Tailpipe / Matte Black	\$274

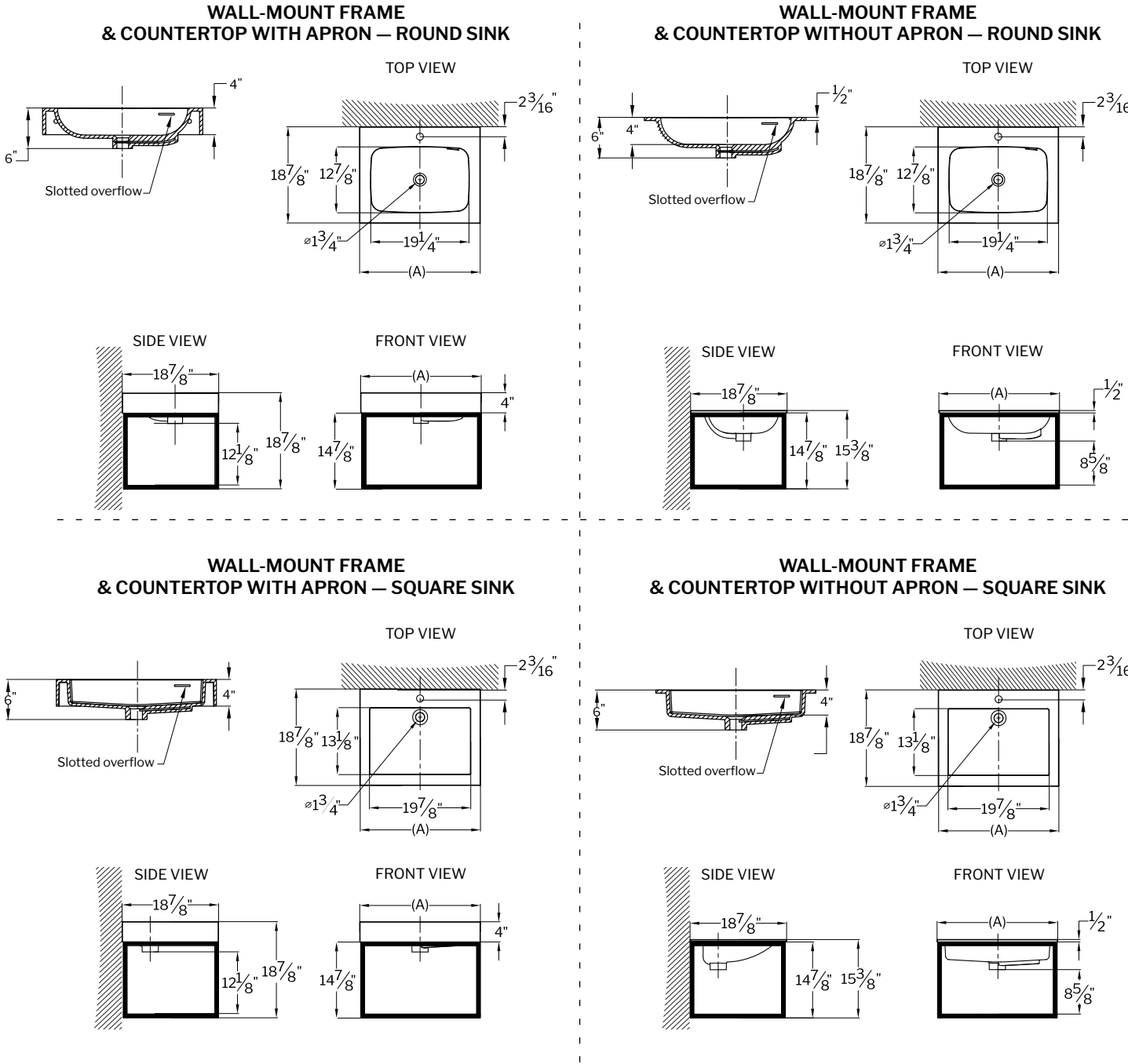


DECORATIVE PIPES

MODEL	DESCRIPTION	PRICE
VAN-PTRAP-11	Lavatory 1 ¼" Ground Joint P-Trap / 17 Gauge Brass / Chrome	\$127
VAN-PTRAP-25	Lavatory 1 ¼" Ground Joint P-Trap / 17 Gauge Brass / Brushed Nickel	\$252
VAN-PTRAP-33	Lavatory 1 ¼" Ground Joint P-Trap / 17 Gauge Brass / Matte Black	\$252
VAN-BOTTRAP-11	Lavatory Bottle Trap 1 ¼" / 17 Gauge Tubular Brass / Chrome	\$251
VAN-BOTTRAP-25	Lavatory Bottle Trap 1 ¼" / 17 Gauge Tubular Brass / Brushed Nickel	\$274
VAN-BOTTRAP-33	Lavatory Bottle Trap 1 ¼" / 17 Gauge Tubular Brass / Matte Black	\$274



Certified for North America. Please check for compliance with regional regulations.



MODEL	A
LVSTB24	23 5/8" (600mm)
LVSTB32	31 1/2" (800mm)
LVSTB39	39 3/8" (1000mm)

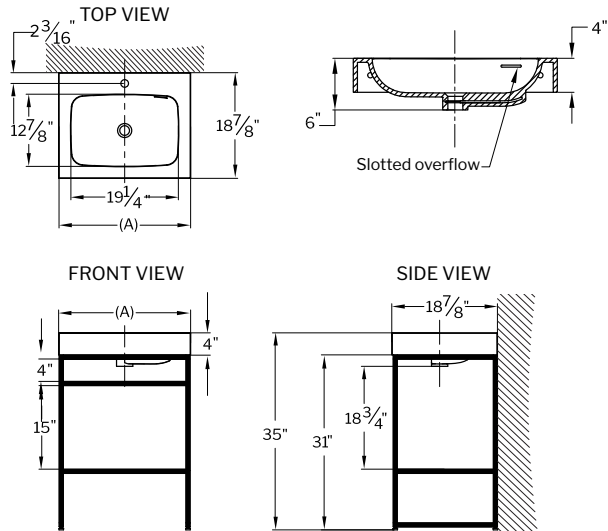
Tolerance on dimensions: ± 1/8" (3 mm)  
last modified 01. 09. 2025



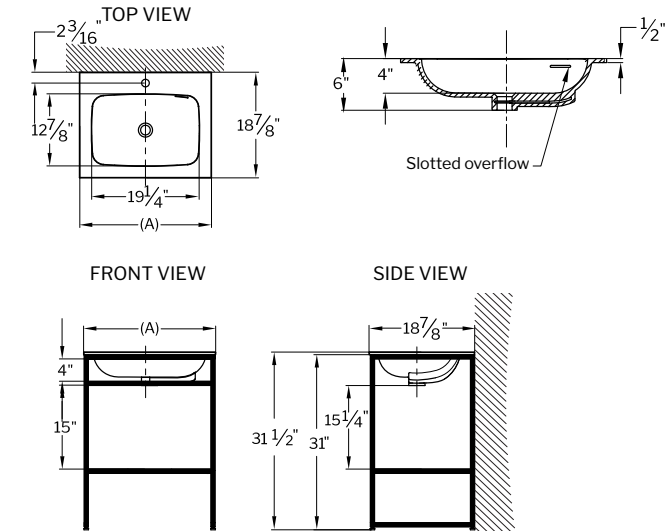
# STAK SPECIFICATIONS

## trio FREESTANDING FRAME & COUNTERTOP

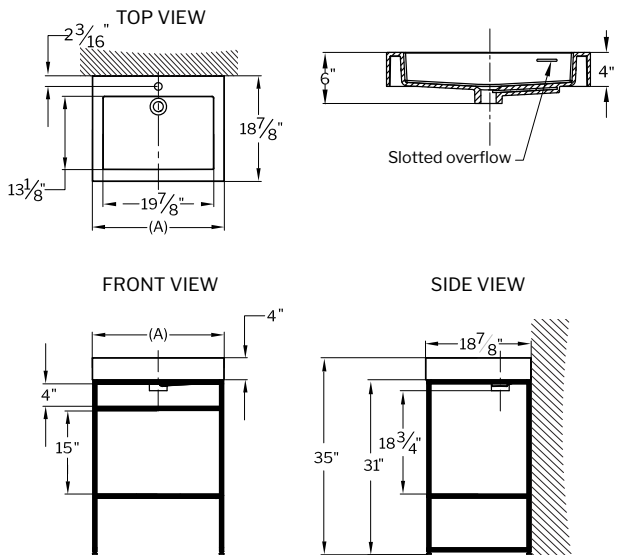
### FREESTANDING FRAME & COUNTERTOP WITH APRON – ROUND SINK



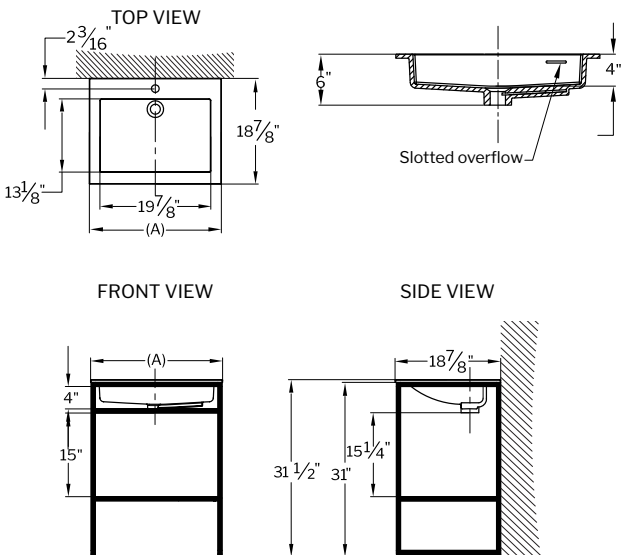
### FREESTANDING FRAME & COUNTERTOP WITHOUT APRON – ROUND SINK



### FREESTANDING FRAME & COUNTERTOP WITH APRON – SQUARE SINK



### FREESTANDING FRAME & COUNTERTOP WITHOUT APRON – SQUARE SINK



MODEL	A
-------	---

LVSTB24	23 5/8" (600mm)
---------	-----------------

LVSTB32	31 1/2" (800mm)
---------	-----------------

LVSTB39	39 3/8" (1000mm)
---------	------------------

Tolerance on dimensions: ± 1/8" (3 mm)

## LIMITED PRODUCT WARRANTY

This limited warranty is valid for the original end-used purchaser/consumer (herein, the “original purchaser”) only and may not be transferred or assigned.

The original purchaser must carefully read and retain a copy of this warranty together with the original installation manual for the limited warranty purposes. If the original purchaser has not received a copy of the installation manual, it may be obtained online at [www.fleurco.com](http://www.fleurco.com) or by contacting Fleurco Products Inc. at 1-800-993-0033.

Fleurco Products Inc. (“**Fleurco**”) warrants all shower doors composed primarily of tempered glass<sup>1</sup>, PVC seals, aluminum, stainless steel and/or brass, and its Microtek® repellant coating, as well as all acrylic shower bases and tubs composed primarily of acrylic sheet and fiberglass, to be free from defects in material and workmanship under normal use and maintenance for a period of ten (10) years from the original date of purchase.

Fleurco warrants all lighted mirrors (except LED cosmetic mirrors) and LED medicine cabinets composed primarily of glass, aluminum and electric components, medicine cabinets, polymarble textured bases, bathroom accessories and vanities, as well as all solid surface tubs, to be free from defects in material and workmanship under normal use and maintenance for a period of years (5) years from the original date of purchase.

Fleurco warrants its LED cosmetic mirrors to be free from defects in material and workmanship under normal use and maintenance for a period of three (3) years from the original date of purchase.

The limited product warranty for Fibo by Fleurco Wall Systems is available at [www.fleurco.com/fibo](http://www.fleurco.com/fibo).

Fleurco warrants its SEKUR+ (Shatter Retention Technology) film to be free from defects in material and workmanship under normal use and maintenance for a period of (5) years from the original date of purchase.

The above-mentioned products are collectively referred to as, the “**Products**” and individually referred to as, a “**Product**” for the purposes hereof.

If used in commercial units, Fleurco warrants the Products to be free from defects in material and workmanship under normal use and maintenance for a period of one (1) year from the original date of installation.

To the maximum extent permitted under applicable law, no other representation or warranty, expressed or implied, legal or otherwise is given or made by Fleurco regarding the Products.

It is the original purchaser's obligation to verify that the Product is exempt from any defect prior to its installation.

For any claims under this limited warranty, the original purchaser is required to follow the warranty claim procedure provided for below.

#### Acts Invalidating Limited Warranty

This limited warranty does not apply to:

1. Products purchased from unauthorized Fleurco distributors or resellers;
2. Products relocated after initial installation;
3. Products which are modified and/or combined with products manufactured or supplied by others, including but not limited to shading devices (eg tinting, security films, or glazings);
4. Products which have defects or damage which result from improper installation, negligence or accidents, or any act of God including those that take place underground including natural settlement of the structure;
5. Products which are damaged or deteriorated due to incorrect operating procedures and/or misuse and/or improper maintenance;
6. Products which have been installed contrary to Fleurco's printed installation manual;
7. Products which have been subjected to alteration and/or modification;
8. Products which have been exposed to chemicals and/or abrasive products;
9. Stained Products resulting from hard water, ferrous water or salty water; and
10. Products used on structures for which it was not designed.

To avoid improper installation/maintenance and consequently prevent potential Product breakage or damage leading to personal injuries, property damage, death, or invalidation of the limited warranty set forth herein, Fleurco recommends that its products be installed by an experienced professional in bathroom products installation.

Products that fall outside of the limited warranty provided herein remain the sole responsibility of the original purchaser without any recourse against Fleurco.

#### Limited Warranty Performance

In the event of any defective Product covered under this limited warranty, Fleurco will only be obligated, at Fleurco's sole option, to repair the defective part or unit of the Product or to furnish a new or rebuilt part or unit of the Product of equivalent value in exchange for the part or unit of the Product that is defective. All labour costs related to any replacement Products shall be at the cost of the original purchaser. Fleurco's aggregate liability hereunder shall be limited to the lesser of the suggested manufacturer's retail price of the Product at the moment of Purchase by the original purchaser and the actual purchase price paid for the Product by the original purchaser. Furthermore, Fleurco will not be responsible for the cost of repairs or replacement of installation materials such as tiles, marble, vanities, etc. and the labour costs related thereto.

To acquire further assistance and/or obtain warranty service, follow the instructions for the Limited Warranty Claim Form that are available online at [www.fleurco.com/](http://www.fleurco.com/) warranty. All limited warranty service requests must be accompanied by the original purchase receipt. Fleurco must receive the written notice within fifteen (15) days of the time the Product defect is discovered. Upon the acceptance of a warranty claim by Fleurco, Fleurco will advise the original purchaser of the corrective action, if any, that will be undertaken by Fleurco. If requested by Fleurco, the original purchaser must return any defective Product that Fleurco has agreed to replace in its original packaging (at the cost of the original purchaser).

In order for this limited warranty to be valid, the Product and its components must be accessible for on-site inspection by a representative appointed by Fleurco.

#### Disclaimer

To the maximum extent permitted under applicable law, Fleurco expressly disclaims and excludes any liability for consequential, special, or incidental damage nor for damage caused or resulting from fortuitous event, loss of time, loss of use, inconvenience, unnecessary expenses, labour, material or other costs with respect to the application of this limited warranty or with respect to the removal or replacement of a defective Product. Under no circumstances shall Fleurco or any of its representatives be held liable for corporeal/personal injuries to any person or damage to any property however arising. All warranties are limited to the applicable statute of limitations/ prescription periods, but in no case will they extend beyond the time periods set forth herein. The remedies provided for herein shall be limited to repair or replacement of the Product provided by this limited warranty and is the exclusive remedy with respect to any loss or damage. **THERE ARE NO WARRANTIES, EXPRESS OR IMPLIED, WHICH EXTEND BEYOND THE DESCRIPTION SET FORTH HEREIN AND ANY IMPLIED WARRANTIES ARISING AT COMMON LAW OR BY STATUTE ARE EXPRESSLY DISCLAIMED BY FLEURCO.**

Fleurco reserves the right to amend this limited warranty without notice at any time. Such amendment will not impact the limited warranty terms and conditions effective at the time of the purchase of the Products concerned by the original purchaser.

In case any one or more of the terms and conditions contained in this limited warranty shall, for any reason, be held invalid, illegal or unenforceable in any respect, such invalidity, illegality or unenforceability shall not affect the other terms and conditions of the limited warranty, and this limited warranty, shall be construed as if such invalid, illegal or unenforceable provision had never been contained herein. If moreover, any one or more of the terms and conditions contained in this limited warranty shall for any reason be held to be excessively broad as to duration, geographical scope, activity or subject, it shall be construed by limiting and reducing it, as to be enforceable to the extent compatible with the applicable law as it shall then appear.

<sup>1</sup> Although highly unlikely, please note that due to the nature of the product, glass has an inherent possibility of breakage.

