

LED MIRRORS • MEDICINE CABINETS
LED MEDICINE CABINETS • VANITIES

luna
FLEURCO®



FLEURCO INC. **USA EAST** Tel: 856.778.0110 | Toll Free: 1.888.568.2121 | Fax: 1.888.854.1020
FLEURCO INC. **USA MIDWEST** Tel: 630.607.0847 | Toll Free: 1.888.263.3651 | Fax: 331.225.2549
FLEURCO INC. **USA WEST** Tel: 562.368.8800 | Toll Free: 1.877.413.2880 | Fax: 562.368.8812

FLEURCO INC. **CANADA** Tel: 1.514.326.2222 | Toll Free: 1.800.993.0033 | Fax: 1.514.326.2008 | www.fleurco.com



INTRODUCTION6-7

NEW



HALO PLUS
Bathroom mirror 8-9

NEW




HALO PLUS OBLONG
Bathroom mirror10-11

NEW



ARTUS
Framed bathroom mirror ...12-13

NEW



MAGNA
Framed oblong bathroom
mirror 14-15




SOLIS
Framed bathroom mirror...16-17

NEW



VIZO
Freestanding LED cosmetic
mirror 18-19

NEW



VIZO
Wall mount LED cosmetic mirror
..... 22-21

Technical drawings23-25



FEATURES + BENEFITS..... 27



SINGLE VIEW Single panel medicine cabinet.....28-29



BI-VIEW Double panel medicine cabinet 30-31



TRI-VIEW Triple panel medicine cabinet 32-33

ADDITIONAL GLASS SHELVES..... 34



FEATURES + BENEFITS..... 36-37



HALO SINGLE VIEW Single panel medicine cabinet 38-39



HALO BI-VIEW Double panel medicine cabinet..... 40-41



HALO TRI-VIEW Triple panel medicine cabinet 42-43



HALO TALL VIEW..... 44-45

ADDITIONAL GLASS SHELVES..... 46



FEATURES 47-48

DISPLAY OPTIONS..... 49



STAK
uno Floating countertop..... 50-51



STAK
duo Wall-mounted frame & countertop..... 52-53




STAK
trio Freestanding frame & countertop..... 54-55

OPTIONAL DRAINS & PIPES 56
SPECIFICATIONS 57-58



luna
LED MIRRORS

See yourself in the best light with Fleurco's modern LED bathroom mirrors. Available in a multitude of shapes and sizes, our mirrors add a beautiful touch to your space that is both practical and stylish.



3500K WARM WHITE LIGHT



Kelvin (K) is a unit of measurement used to describe the hue of a specific light source. This is not necessarily related to the heat output of the light source but rather the color of the light output. Kelvin values below 3500K will have a warmer, yellowish hue. Values between 3500K and 4500K will be in the white hue range. All values higher than 4500K will tend to have a more bluish hue. The prominence of the hues will increase as the values move away from the white hue's range. Daylight typically falls into the 5000-6000K range.

Lumens (lm) is the measure of the total quantity of visible light emitted by a source.

HALO PLUS BATHROOM MIRROR

NEW

5
year limited
warranty

ROUND	MODEL	SIZE	DEFOGGER*	PRICE
	MHAPR2424	ø 24"	Single centered	\$803
	MHAPR3030	ø 30"	Single centered	\$887
	MHAP1836	18" W x 36" H	Single centered	\$856
	MHAP2136	21" W x 36" H	Single centered	\$910
	MHAP2436	24" W x 36" H	Single centered	\$1,008
	MHAP3036	30" W x 36" H	Single centered	\$1,295
	MHAP3636	36" W x 36" H	Single centered	\$1,380
	MHAP4236	42" W x 36" H	Double centered	\$1,484
	MHAP4836	48" W x 36" H	Double centered	\$1,612
	MHAP5436	54" W x 36" H	Double split	\$1,717
	MHAP6036	60" W x 36" H	Double split	\$1,851
	MHAP7224	72" W x 24" H	Double split	\$1,644
	MHAP7236	72" W x 36" H	Double split	\$2,058

*Defogger pad may be off-centred if mirror orientation is changed
For technical drawings, see page 23

TECHNICAL SPECS

MODEL	LUMENS	KELVIN	WATTS	INPUT
MHAPR2424	0-1003 lm	CCT 2700-6500 K	33W	120V AC, 50/60Hz
MHAPR3030	0-1298 lm	CCT 2700-6500 K	61W	120V AC, 50/60Hz
MHAP1836	0-1050 lm	CCT 2700-6500 K	66W	120V AC, 50/60Hz
MHAP2136	0-1624 lm	CCT 2700-6500 K	68W	120V AC, 50/60Hz
MHAP2436	0-1711 lm	CCT 2700-6500 K	70W	120V AC, 50/60Hz
MHAP3036	0-1889 lm	CCT 2700-6500 K	73W	120V AC, 50/60Hz
MHAP3636	0-2066 lm	CCT 2700-6500 K	77W	120V AC, 50/60Hz
MHAP4236	0-2243 lm	CCT 2700-6500 K	116W	120V AC, 50/60Hz
MHAP4836	0-2420 lm	CCT 2700-6500 K	119W	120V AC, 50/60Hz
MHAP5436	0-2597 lm	CCT 2700-6500 K	123W	120V AC, 50/60Hz
MHAP6036	0-2804 lm	CCT 2700-6500 K	127W	120V AC, 50/60Hz
MHAP7224	0-2804 lm	CCT 2700-6500 K	127W	120V AC, 50/60Hz
MHAP7236	0-3158 lm	CCT 2700-6500 K	134W	120V AC, 50/60Hz

LED
technology

30,000
HOURS
lamp life

SAFETY
BACKING





HALO PLUS NEW

- Energy-efficient LED lights with adjustable color temperatures
- Defogger pad included
- Can be installed vertically or horizontally
- 5mm copper-free mirror
- Aluminum frame for easy installation
- Safety film backing
- ON-OFF touch switch with built-in dimmer
- Touch button to navigate between pre-set light color temperatures (2700K-4500K-6500K)
- Installation with plug
- Available in multiple sizes

HALO PLUS OBLONG BATHROOM MIRROR

NEW

5
year limited
warranty

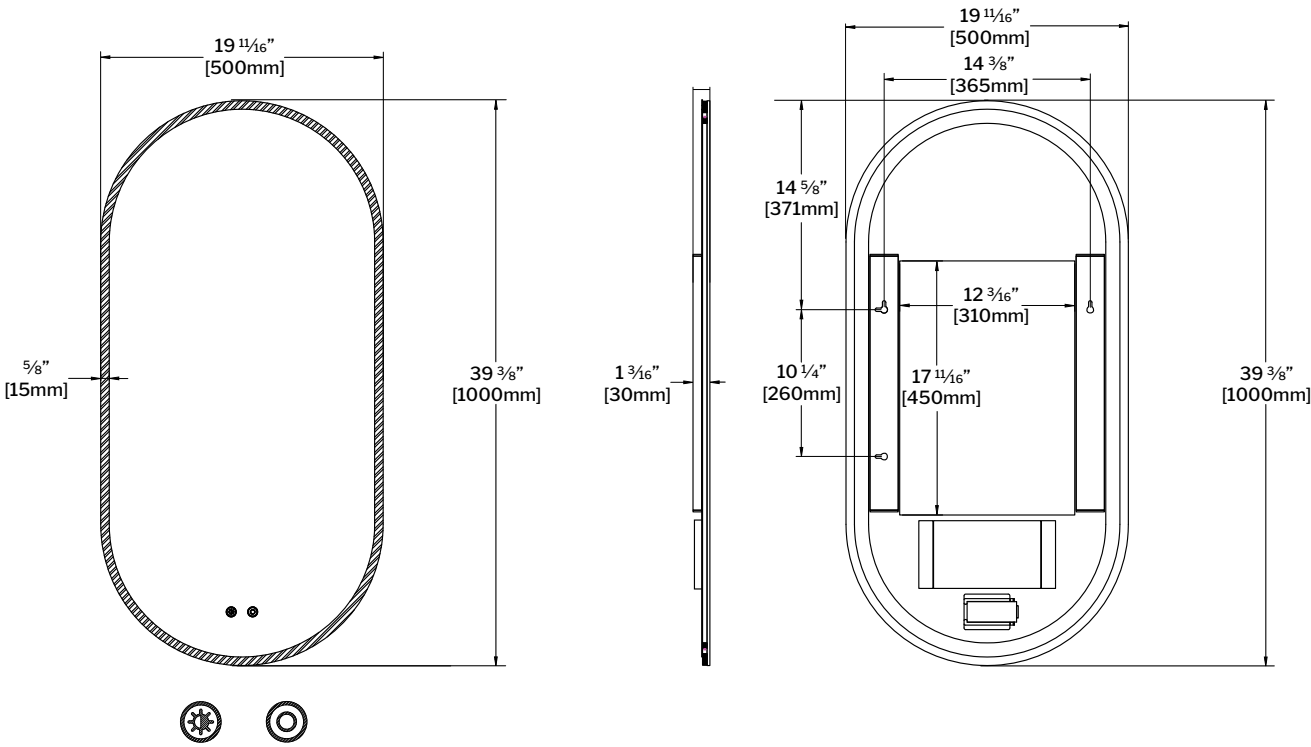
luna

MODEL	SIZE	DEFOGGER*	PRICE
MHAPO2039	20" W x 39" H	Single centered	\$887

*Defogger pad may be off-centred if mirror orientation is changed

TECHNICAL SPECS

MODEL	LUMENS	KELVIN	WATTS	INPUT
MHAPO2039	0-1220 lm	CCT 2700-6500 K	53W	120V AC, 50/60Hz



MODEL MHAPO2039

HALO PLUS OBLONG

NEW

- Energy-efficient LED lights with adjustable color temperatures
- Defogger pad included
- Can be installed vertically or horizontally
- 5mm copper-free mirror
- Aluminum frame for easy installation
- Safety film backing
- ON-OFF touch switch with built-in dimmer
- Touch button to navigate between pre-set light color temperatures (2700K-4500K-6500K)
- Installation with plug



ARTUS BATHROOM MIRROR

NEW

5
year limited
warranty

F You must indicate finish code in "F" field: Chrome 11, Brushed Nickel 25, Satin White 18, Satin Black 33, Brushed Gold 12, Gun Metal 15

MODEL	SIZE	DEFOGGER*	PRICE
MFA2136- F	21" W x 36" H	Single centered	\$1,025
MFA2436- F	24" W x 36" H	Single centered	\$1,072
MFA3036- F	30" W x 36" H	Single centered	\$1,168
MFA3636- F	36" W x 36" H	Single centered	\$1,261
MFA4236- F	42" W x 36" H	Double split	\$1,502
MFA4836- F	48" W x 36" H	Double split	\$1,598
MFA5436- F	54" W x 36" H	Double split	\$1,692
MFA6036- F	60" W x 36" H	Double split	\$1,784
MFA7224- F	72" W x 24" H	Double split	\$1,681
MFA7236- F	72" W x 36" H	Double split	\$1,971

*Defogger pad may be off-centred if mirror orientation is changed
For technical drawings, see page 24

TECHNICAL SPECS

MODEL	LUMENS	KELVIN	WATTS	INPUT
MFA2136	0-1770 lm	CCT 3000-6500 K	52W	100-240V AC, 50/60Hz
MFA2436	0-1860 lm	CCT 3000-6500 K	54W	100-240V AC, 60/60Hz
MFA3036	0-2050 lm	CCT 3000-6500 K	57W	100-240V AC, 50/60Hz
MFA3636	0-2230 lm	CCT 3000-6500 K	59W	100-240V AC, 60/60Hz
MFA4236	0-2400 lm	CCT 3000-6500 K	88W	100-240V AC, 50/60Hz
MFA4836	0-2600 lm	CCT 3000-6500 K	91W	100-240V AC, 60/60Hz
MFA5436	0-2780 lm	CCT 3000-6500 K	94W	100-240V AC, 50/60Hz
MFA6036	0-2960 lm	CCT 3000-6500 K	96W	100-240V AC, 50/60Hz
MFA7224	0-2960 lm	CCT 3000-6500 K	96W	100-240V AC, 60/60Hz
MFA7236	0-3320 lm	CCT 3000-6500 K	102W	100-240V AC, 60/60Hz



Chrome 11



Brushed Nickel 25



Satin White 18



Brushed Gold 12



Satin Black 33
(black finish will vary
by mirror series)



Gun Metal 15



luna



MODEL MFA2436-12

ARTUS

NEW

Decorative metal frame available in Chrome, Brushed Nickel, Satin White, Satin Black, Brushed Gold & Gun Metal

Energy-efficient LED lights with adjustable color temperatures

Can be installed vertically or horizontally

Defogger pad with automatic shut-off for energy conservation included

5mm copper-free mirror

Safety film backing

ON-OFF touch switch with built-in dimmer

Touch button to navigate between pre-set light color temperatures (3000K-4500K-6500K)

Hardwired installation - the frame is hung on a wall-mounted bracket

Available in multiple sizes



FLEURCO™ www.fleurco.com

MAGNA BATHROOM MIRROR

NEW

5
year limited
warranty

luna

MODEL	SIZE	FINISH	DEFOGGER*	PRICE
MFM02039-33	20" W x 39" H	Matte Black	Single centered	\$1,042
MFM02039-12	20" W x 39" H	Brushed Gold	Single centered	\$1,042

*Defogger pad may be off-centred if mirror orientation is changed

TECHNICAL SPECS

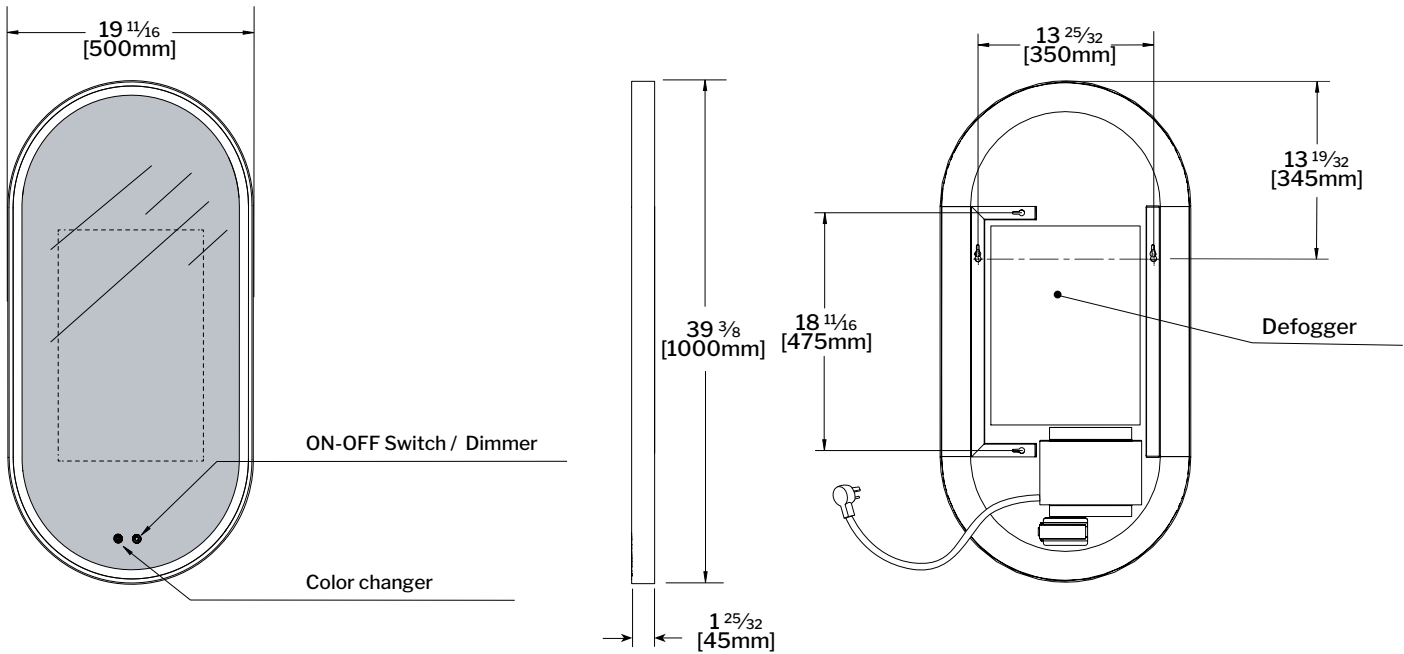
MODEL	LUMENS	KELVIN	WATTS	INPUT
MFM02039	0-720 lm	CCT 2700-6500 K	53W	120V AC, 50/60Hz



Matte Black 33
(black finish will vary
by mirror series)



Brushed Gold 12



MODEL MFM02039-12

MAGNA NEW

- Oblong shaped decorative metal frame available in Brushed Gold & Matte Black finishes
- Energy-efficient LED lights with adjustable color temperatures
- Can be installed vertically or horizontally
- Defogger pad included
- 5mm copper-free mirror
- Safety film backing
- ON-OFF touch switch with built-in dimmer
- Touch button to navigate between pre-set light color temperatures (2700K-4500K-6500K)
- Installation with plug

LED
technology

30,000
HOURS
lamp life

SAFETY
BACKING

Intertek

5
year limited
warranty

SOLIS BATHROOM MIRROR

luna

MODEL	SIZE	DEFOGGER	PRICE
MSOR2424-33	ø 24"	Single centered	\$824
MSOR3030-33	ø 30"	Single centered	\$983
MSOR3636-33	ø 36"	Single centered	\$1,181

For technical drawings, see page 25

TECHNICAL SPECS

MODEL	LUMENS RANGE	KELVIN	WATTS	INPUT
MSOR2424-33	0-1342 lm	CCT 3500 K	27W	110V AC, 50/60Hz
MSOR3030-33	0-1660 lm	CCT 3500 K	34W	110V AC, 50/60Hz
MSOR3636-33	0-2031 lm	CCT 3500 K	42W	110V AC, 50/60Hz

Compatible with wall switch



MODEL MSOR2424-33

SOLIS

Energy-efficient LED warm white lights, suitable for makeup application and shaving

Defogger pad included

5mm copper-free and distortion-free mirror

Matte Black* metal frame

ON-OFF touch switch with a built-in dimmer

Safety film backing

Installation with plug

Available in multiple sizes

*Matte Black will vary by mirror series

 **FLEURCO™** www.fleurco.com



VIZO FREESTANDING LED COSMETIC MIRROR

NEW

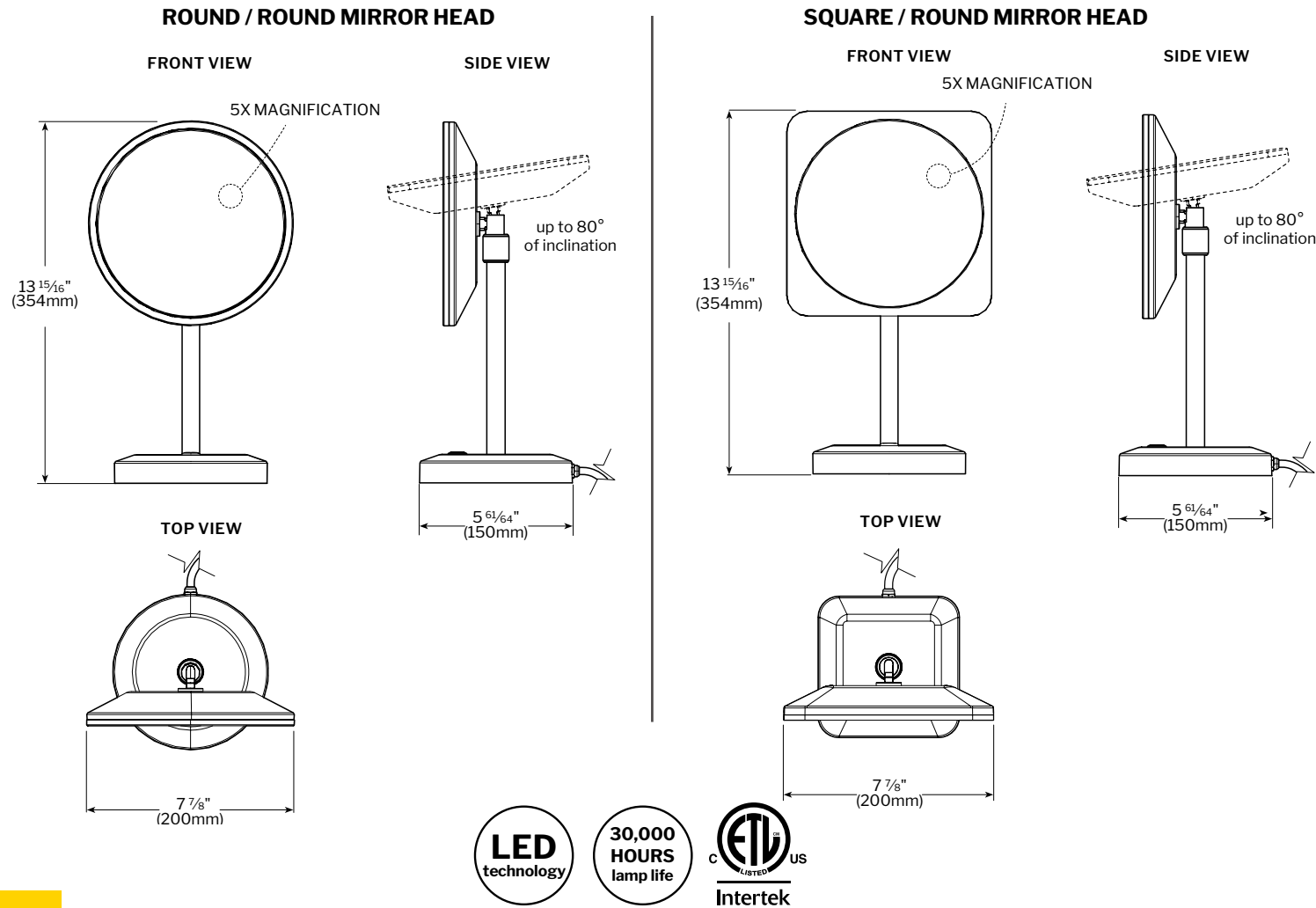
3
year limited
warranty

luna

MODEL	MIRROR HEAD DIMENSION	SHAPE	FINISH	PRICE
MVZ8-FS-RR-11	ø 8" (200mm)	Round / Round	Chrome	\$747
MVZ8-FS-RR-33	ø 8" (200mm)	Round / Round	Matte Black	\$747
MVZ8-FS-SR-11	8" (200mm) W x 8" (200mm) H	Square / Round	Chrome	\$824
MVZ8-FS-SR-33	8" (200mm) W x 8" (200mm) H	Square / Round	Matte Black	\$824

TECHNICAL SPECS

MODEL	LUMENS	KELVIN	WATTS	INPUT
MVZ8-FS-RR-11	100 lm	CCT 3000-6500 K	6W	120V AC, 60Hz
MVZ8-FS-RR-33	100 lm	CCT 3000-6500 K	6W	120V AC, 60Hz
MVZ8-FS-SR-11	85 lm	CCT 3000-6500 K	6W	120V AC, 60Hz
MVZ8-FS-SR-33	85 lm	CCT 3000-6500 K	6W	120V AC, 60Hz



MODEL MVZ8-FS-RR-11

MODEL MVZ8-FS-SR-33

VIZO FREESTANDING LED COSMETIC MIRROR

NEW

- Adjustable pivot allows the mirror to be turned 80° upwards
- Touch switch for setting the LED color range from warm (3000K) to daylight (6500K)
- Optical quality, 5X magnifying glass mirror for makeup application and grooming
- 8" diameter mirror for round / round model (mirror + LED diffuser), and 8" x 8" mirror for square / round model (mirror + LED diffuser)
- Easy to clean & maintain
- Solid metal construction with a chrome or matte black finish
- Includes a grounded plug

FLEURCO™ www.fleurco.com

VIZO WALL MOUNT LED COSMETIC MIRROR

NEW

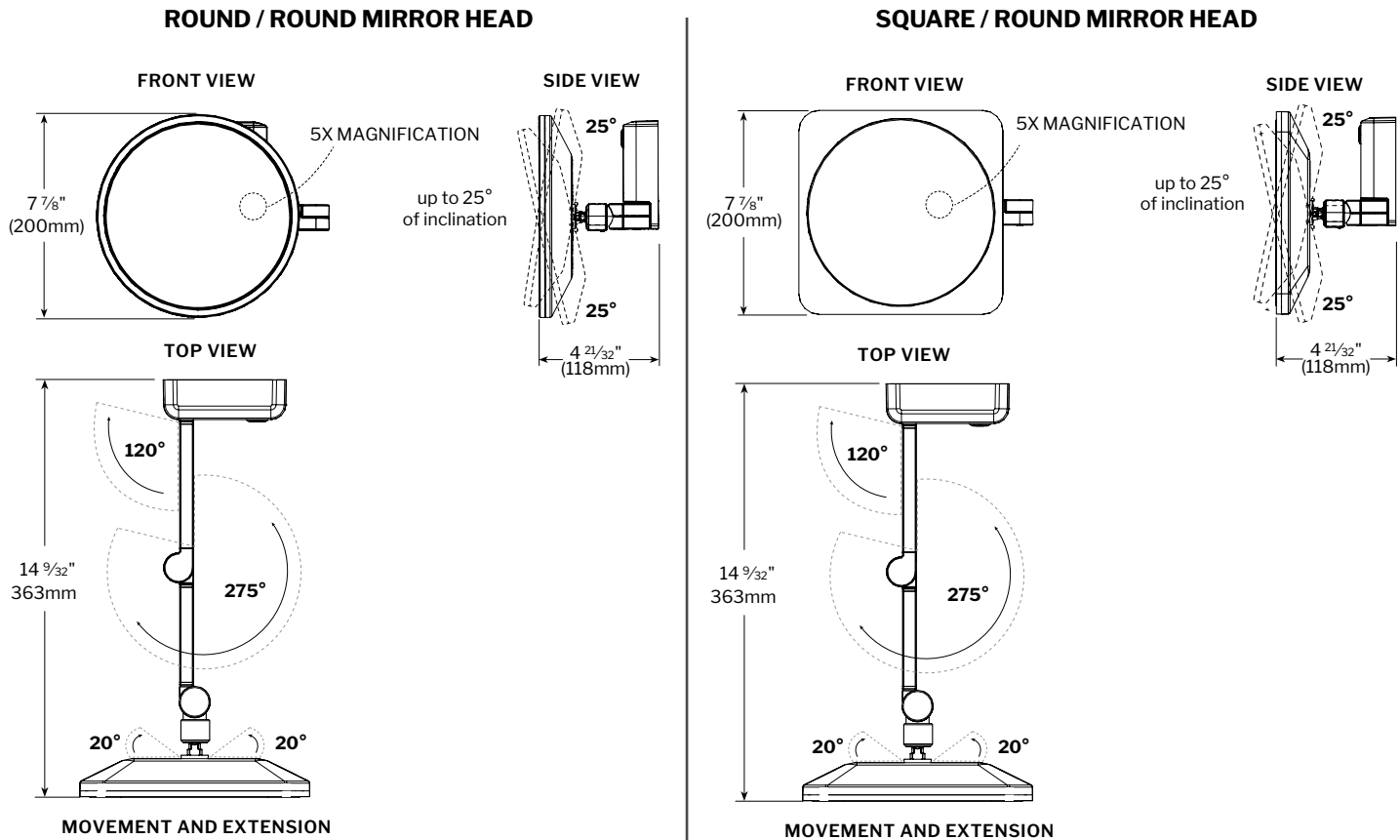
3
year limited
warranty

luna

MODEL	MIRROR HEAD DIMENSION	SHAPE	FINISH	PRICE
MVZ8-WM-RR-11	ø 8" (200mm)	Round / Round	Chrome	\$735
MVZ8-WM-RR-33	ø 8" (200mm)	Round / Round	Matte Black	\$735
MVZ8-WM-SR-11	8" (200mm) W x 8" (200mm) H	Square / Round	Chrome	\$810
MVZ8-WM-SR-33	8" (200mm) W x 8" (200mm) H	Square / Round	Matte Black	\$810

TECHNICAL SPECS

MODEL	LUMENS	KELVIN	WATTS	INPUT
MVZ8-WM-RR-11	100 lm	CCT 3000-6500 K	6W	120V AC, 60Hz
MVZ8-WM-RR-33	100 lm	CCT 3000-6500 K	6W	120V AC, 60Hz
MVZ8-WM-SR-11	85 lm	CCT 3000-6500 K	6W	120V AC, 60Hz
MVZ8-WM-SR-33	85 lm	CCT 3000-6500 K	6W	120V AC, 60Hz



MODEL MVZ8-WM-SR-33

MODEL MVZ8-WM-RR-11

VIZO WALL MOUNT LED COSMETIC MIRROR

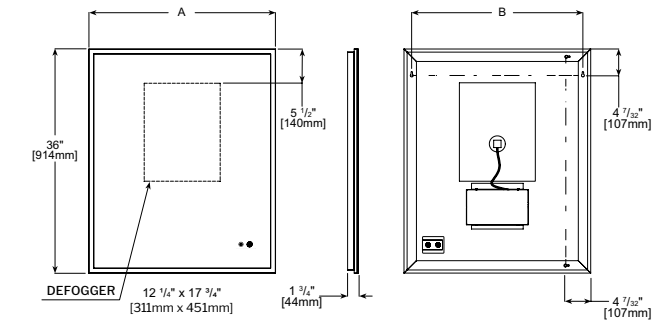
NEW

Features an extensible arm and a mirror mounted on an adjustable pivot
Touch switch for setting the LED color temperature range from warm (3000K) to daylight (6500K)
Optical quality, 5X magnifying glass mirror for makeup application and grooming
8" diameter mirror for round / round model (mirror + LED diffuser), and 8" x 8" mirror for square / round model (mirror + LED diffuser)
Easy to clean & maintain
Solid metal construction with a chrome or matte black finish
Hardwired connection
Includes a universal mounting plate designed to fit standard junction boxes



HALO PLUS TECHNICAL DRAWINGS

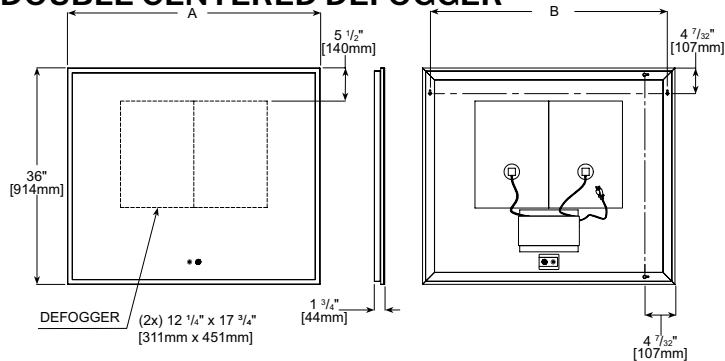
SINGLE CENTERED DEFOGGER



MODEL	A	B
MHAP1836	18" [457mm]	15 1/2" [392mm]
MHAP2136	21" [533mm]	18 1/2" [470mm]
MHAP2436	24" [610mm]	21 1/2" [546mm]
MHAP3036	30" [762mm]	27 1/2" [699mm]
MHAP3636	36" [914mm]	33 1/2" [851mm]

Tolerance on dimensions: ± 1/4" (6 mm)

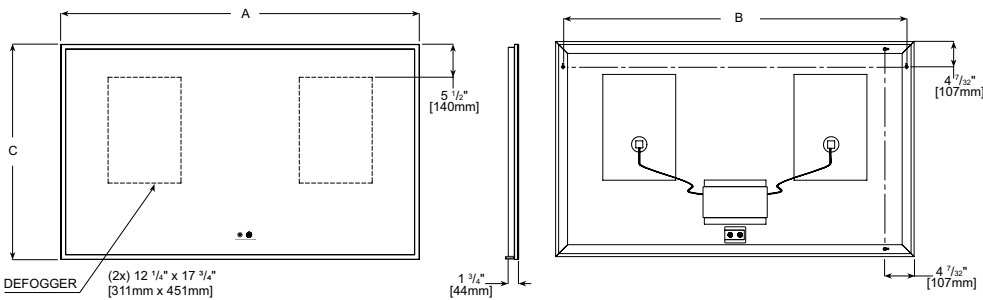
DOUBLE CENTERED DEFOGGER



MODEL	A	B
MHAP4236	42" [1067mm]	39 1/2" [1003mm]
MHAP4836	48" [1219mm]	45 1/2" [1156mm]

Tolerance on dimensions: ± 1/4" (6 mm)

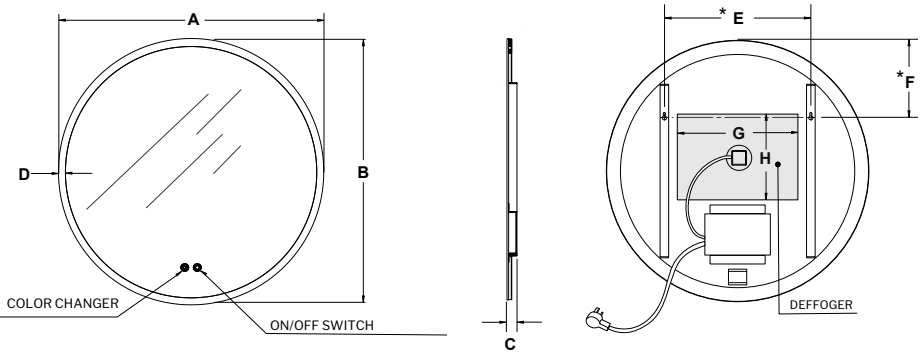
DOUBLE SPLIT DEFOGGER



MODEL	A	B	C
MHAP5436	54" [1372mm]	51 1/2" [1308mm]	36" [914mm]
MHAP6036	60" [1524mm]	57 1/2" [1461mm]	36" [914mm]
MHAP7224	72" [1829mm]	69 1/2" [1765mm]	24" [610mm]
MHAP7236	72" [1829mm]	69 1/2" [1765mm]	36" [914mm]

Tolerance on dimensions: ± 1/4" (6 mm)

HALO PLUS ROUND

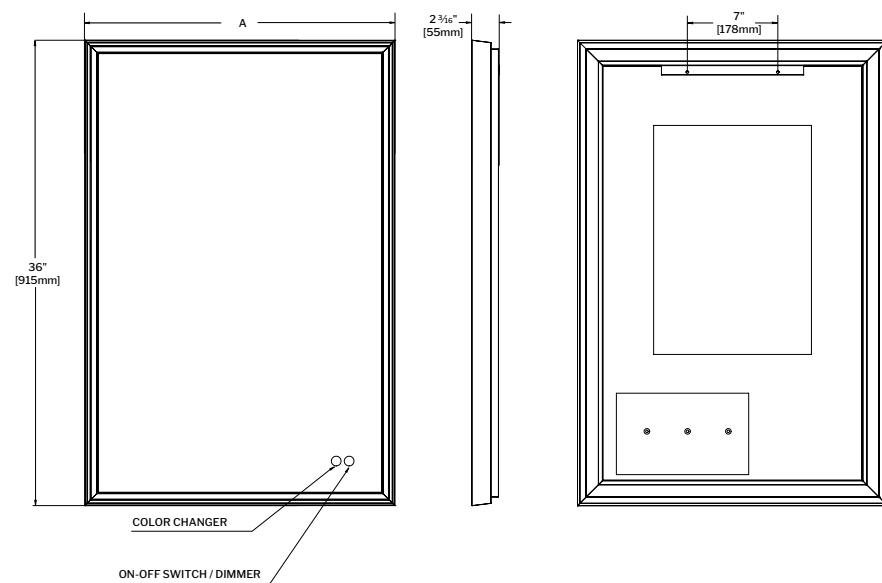


Tolerance on dimensions: ± 1/4" (6 mm)

MODEL	A	B	C	D	E	F	G	H
MHAPR2424	23 5/8" [600mm]	23 5/8" [600mm]	1 3/16" [30mm]	9/16" [15mm]	12 3/4" [311mm]	7 1/16" [190mm]	9 7/8" [250mm]	7 7/8" [200mm]
MHAPR3030	30" [762mm]	30" [762mm]	1 3/16" [30mm]	9/16" [15mm]	22 3/4" [425mm]	15 13/32" [226mm]	13 3/4" [350mm]	13 13/16" [250mm]

ARTUS TECHNICAL DRAWINGS

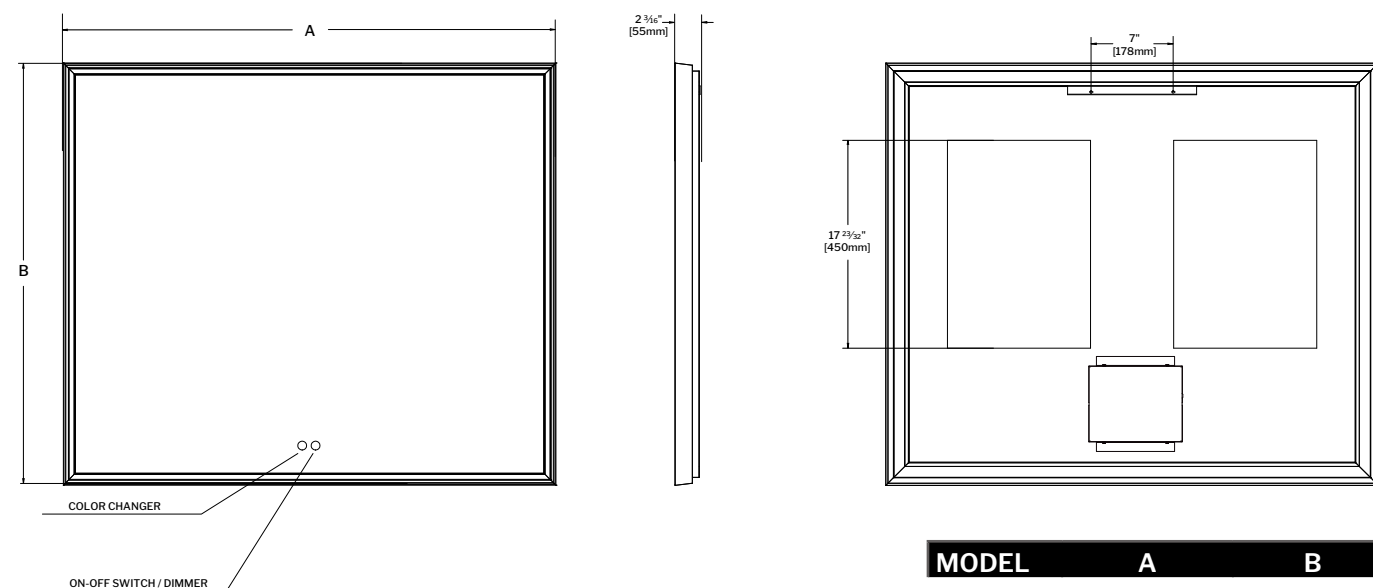
SINGLE CENTERED DEFOGGER



MODEL	A
MFA2136	21" [533mm]
MFA2436	24" [610mm]
MFA3036	30" [762mm]
MFA3636	36" [914mm]

Tolerance on dimensions: $\pm 1/4"$ (6 mm)

DOUBLE SPLIT DEFOGGER

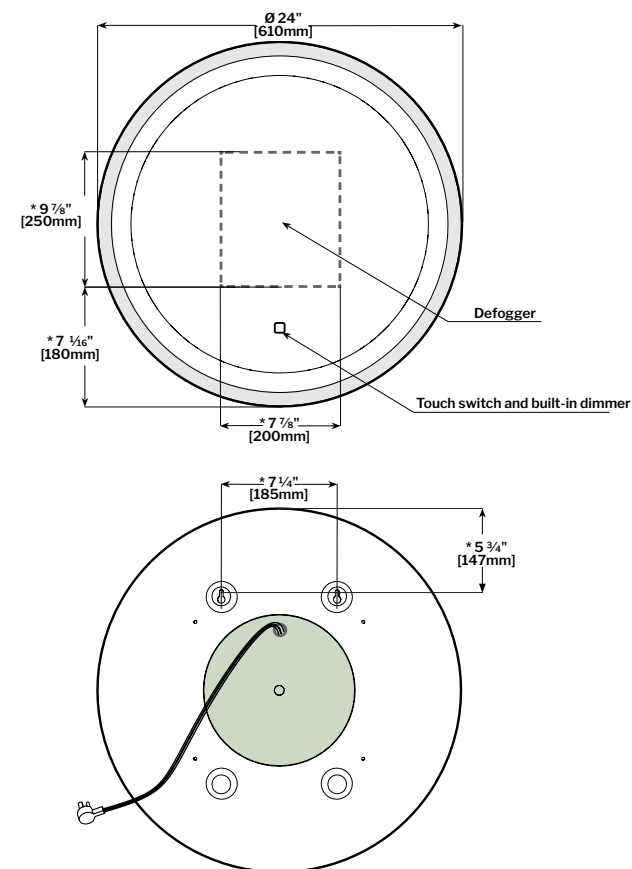
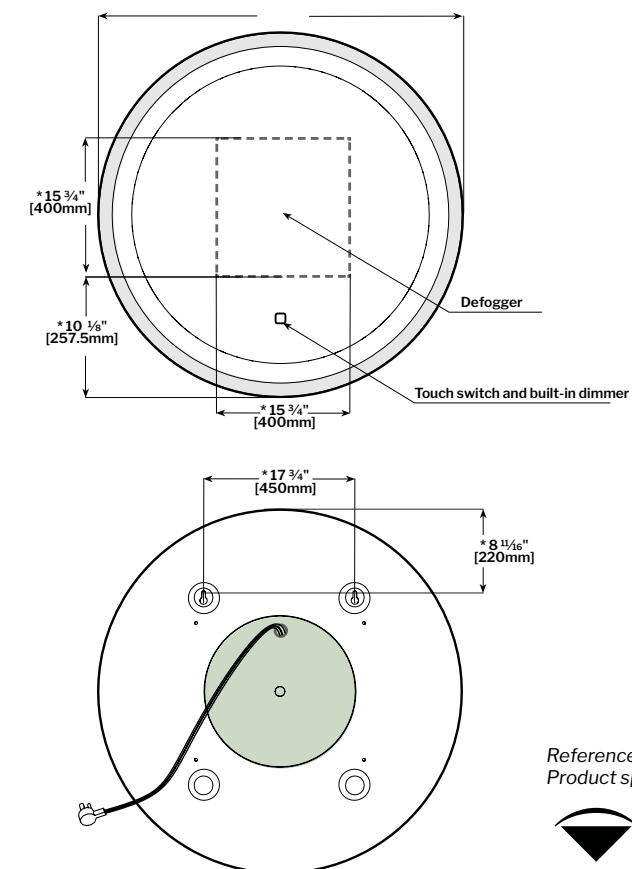
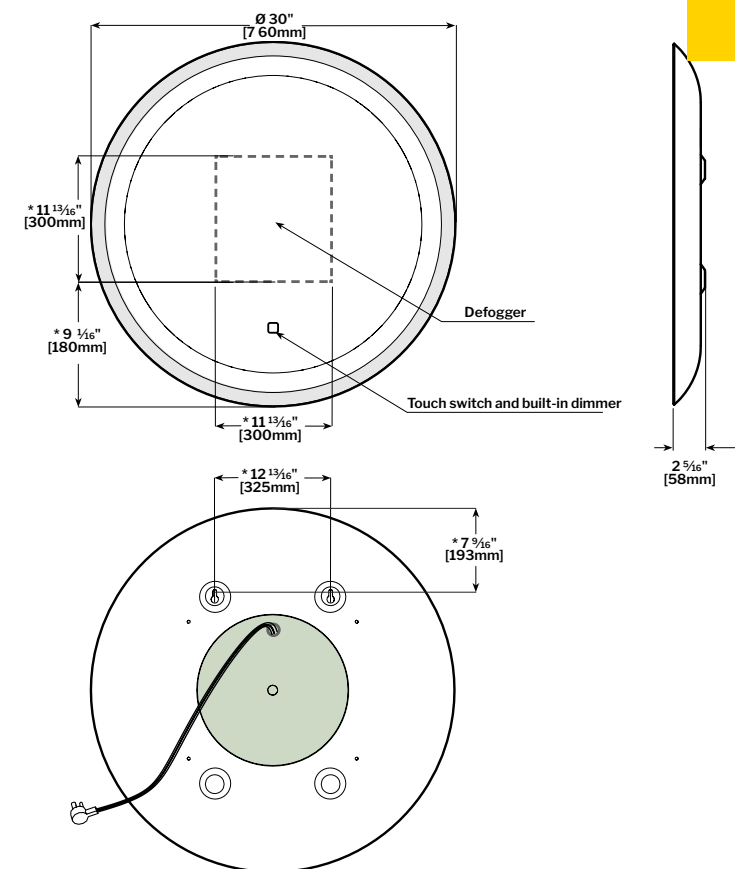


MODEL	A	B
MFA4236	42" [1067mm]	36" [914mm]
MFA4836	48" [1219mm]	36" [914mm]
MFA5436	54" [1372mm]	36" [914mm]
MFA6036	60" [1524mm]	36" [914mm]
MFA7236	72" [1829mm]	36" [914mm]
MFA7224	72" [1829mm]	24" [610mm]

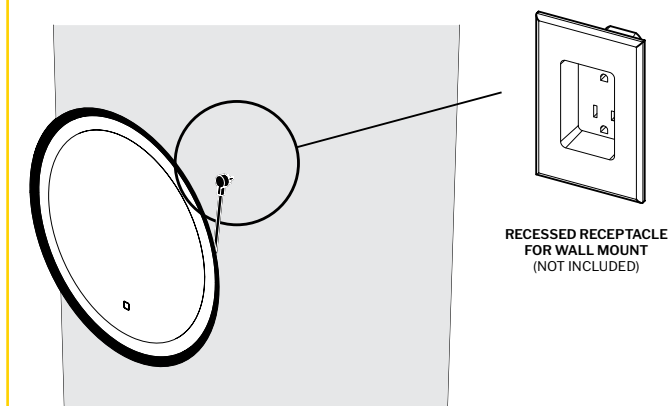
Tolerance on dimensions: $\pm 1/4"$ (6 mm)

luna

SOLIS TECHNICAL DRAWING

MSOR2424-33
SINGLE CENTERED DEFOGGERMSOR3636-33
SINGLE CENTERED DEFOGGERMSOR3030-33
SINGLE CENTERED DEFOGGER

The mirror is fitted with a plug.
A recessed receptacle is required
for a proper wall mount installation.



Recommended zone for
the recessed outlet.

Reference only (approximate dimension).
Product specifications are subject to change without notice.

FLEURCO™ www.fleurco.com

FEATURES + BENEFITS

luna



luna
MEDICINE CABINETS

When you need extra storage space, Fleurco's medicine cabinets are the perfect solution. Single, double and triple door options accommodate sinks of all sizes with beveled or flat edges and adjustable glass shelves.

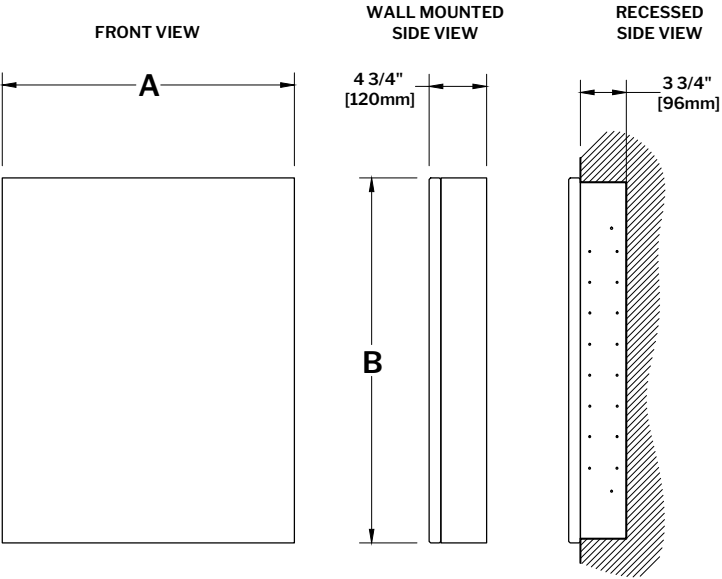
5
year limited
warranty

SINGLE VIEW

SINGLE PANEL MEDICINE CABINET

MODEL	DIMENSION	ROUGH OPENING SIZE FOR RECESSED	EDGES	*ADDITIONAL SHELVES PAGE 34	PRICE
MCS1519A-11	15" W x 19" H	14 3⁄8" W x 18 3⁄8" H x 3 3⁄4" D	Flat	MC-SHELF-15	\$569
MCS1519B-11	15" W x 19" H	14 3⁄8" W x 18 3⁄8" H x 3 3⁄4" D	1/2" Bevel	MC-SHELF-15	\$653
MCS1530A-11	15" W x 30" H	14 3⁄8" W x 29 3⁄8" H x 3 3⁄4" D	Flat	MC-SHELF-15	\$686
MCS1530B-11	15" W x 30" H	14 3⁄8" W x 29 3⁄8" H x 3 3⁄4" D	1/2" Bevel	MC-SHELF-15	\$785
MCS1536A-11	15" W x 36" H	14 3⁄8" W x 35 3⁄8" H x 3 3⁄4" D	Flat	MC-SHELF-15	\$775
MCS1536B-11	15" W x 36" H	14 3⁄8" W x 35 3⁄8" H x 3 3⁄4" D	1/2" Bevel	MC-SHELF-15	\$888
MCS2430A-11	24" W x 30" H	23 3⁄8" W x 29 3⁄8" H x 3 3⁄4" D	Flat	MC-SHELF-24/36L	\$858
MCS2430B-11	24" W x 30" H	23 3⁄8" W x 29 3⁄8" H x 3 3⁄4" D	1/2" Bevel	MC-SHELF-24/36L	\$980
MCS2436A-11	24" W x 36" H	23 3⁄8" W x 35 3⁄8" H x 3 3⁄4" D	Flat	MC-SHELF-24/36L	\$1,022
MCS2436B-11	24" W x 36" H	23 3⁄8" W x 35 3⁄8" H x 3 3⁄4" D	1/2" Bevel	MC-SHELF-24/36L	\$1,178

*Additional Glass Shelves available, see page 34.
NOTE: Surface mount kit included for wall mounted installation.



MODEL	A	B
MCS1519A or B-11	15" [380mm]	19" [480mm]
MCS1530A or B-11	15" [380mm]	30" [760mm]
MCS1536A or B-11	15" [380mm]	36" [915mm]
MCS2430A or B-11	24" [610mm]	30" [760mm]
MCS2436A or B-11	24" [610mm]	36" [915mm]



FLAT



1/2" BEVEL

Tolerance on dimensions: ± 1/8" (3mm) US | 05-2025

SINGLE VIEW

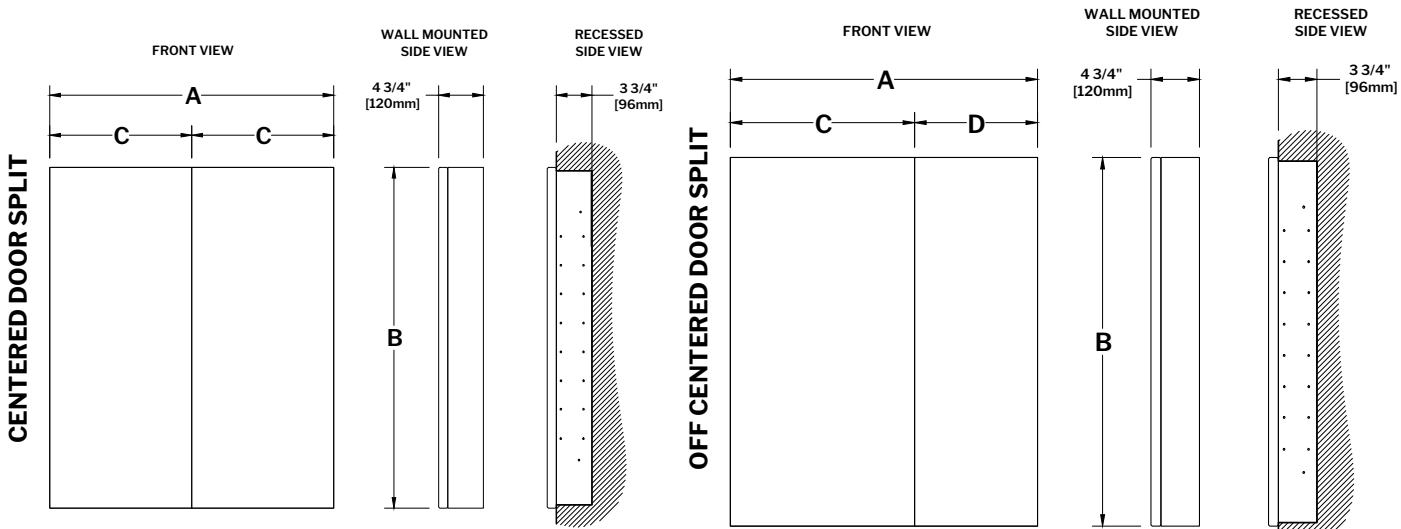


MODEL MCS2430B-11 FLEURCO™ www.fleurco.com


BI-VIEW DOUBLE PANEL MEDICINE CABINET

MODEL	DIMENSION	ROUGH OPENING SIZE FOR RECESSED	EDGES	DOOR SPLIT	*ADDITIONAL SHELVES PAGE 34	PRICE
MCB2430A-11	24" W x 30" H	23 3⁄8" W x 29 3⁄8" H x 3 3⁄4" D	Flat	Center	MC-SHELF-24/36L	\$946
MCB2430B-11	24" W x 30" H	23 3⁄8" W x 29 3⁄8" H x 3 3⁄4" D	1/2" Bevel	Center	MC-SHELF-24/36L	\$1,045
MCB2519A-11	25" W x 19" H	24 3⁄8" W x 18 3⁄8" H x 3 3⁄4" D	Flat	Center	MC-SHELF-25	\$808
MCB2519B-11	25" W x 19" H	24 3⁄8" W x 18 3⁄8" H x 3 3⁄4" D	1/2" Bevel	Center	MC-SHELF-25	\$929
MCB3030A-11	30" W x 30" H	29 3⁄8" W x 29 3⁄8" H x 3 3⁄4" D	Flat	Off center	MC-SHELF-30	\$1,068
MCB3030B-11	30" W x 30" H	29 3⁄8" W x 29 3⁄8" H x 3 3⁄4" D	1/2" Bevel	Off center	MC-SHELF-30	\$1,225
MCB3036A-11	30" W x 36" H	29 3⁄8" W x 35 3⁄8" H x 3 3⁄4" D	Flat	Off center	MC-SHELF-30	\$1,280
MCB3036B-11	30" W x 36" H	29 3⁄8" W x 35 3⁄8" H x 3 3⁄4" D	1/2" Bevel	Off center	MC-SHELF-30	\$1,465
MCB3121A-11	31" W x 21" H	30 3⁄8" W x 20 3⁄8" H x 3 3⁄4" D	Flat	Off center	MC-SHELF-31	\$958
MCB3121B-11	31" W x 21" H	30 3⁄8" W x 20 3⁄8" H x 3 3⁄4" D	1/2" Bevel	Off center	MC-SHELF-31	\$1,098

*Additional Glass Shelves available, see page 34.
NOTE: Surface mount kit included for wall mounted installation.



MODEL	A	B	C	D
MCB2430A or B-11	24" [610mm]	30" [760mm]	12" [305mm]	N/A
MCB2519A or B-11	25" [635mm]	19" [480mm]	12 1⁄2" [320mm]	N/A
MCB3030A or B-11	30" [760mm]	30" [760mm]	18" [460mm]	12" [305mm]
MCB3036A or B-11	30" [760mm]	36" [915mm]	18" [460mm]	12" [305mm]
MCB3121A or B-11	31" [790mm]	21" [535mm]	19" [480mm]	12" [305mm]



FLAT 1/2" BEVEL

BI-VIEW

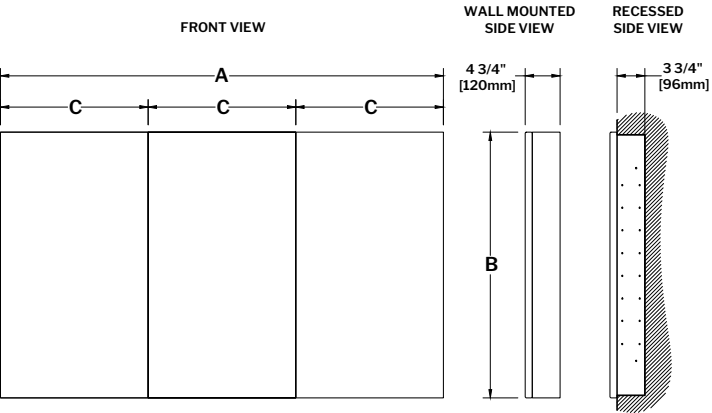


MODEL MCB3030A-11 FLEURCO™ www.fleurco.com

TRI-VIEW TRIPLE PANEL MEDICINE CABINET

MODEL	DIMENSION	ROUGH OPENING SIZE FOR RECESSED	EDGES	*ADDITIONAL SHELVES PAGE 34	PRICE
MCT3630A-11	36" W x 30" H	35 3⁄8" W X 29 3⁄8" H X 3 3⁄4" D	Flat	MC-SHELF-36S, MC-SHELF-24/36L	\$1,375
MCT3630B-11	36" W x 30" H	35 3⁄8" W X 29 3⁄8" H X 3 3⁄4" D	1/2" Bevel	MC-SHELF-36S, MC-SHELF-24/36L	\$1,575
MCT3636A-11	36" W x 36" H	35 3⁄8" W X 35 3⁄8" H X 3 3⁄4" D	Flat	MC-SHELF-36S, MC-SHELF-24/36L	\$1,442
MCT3636B-11	36" W x 36" H	35 3⁄8" W X 35 3⁄8" H X 3 3⁄4" D	1/2" Bevel	MC-SHELF-36S, MC-SHELF-24/36L	\$1,653
MCT4830A-11	48" W x 30" H	47 3⁄8" W X 29 3⁄8" H X 3 3⁄4" D	Flat	MC-SHELF-48S, MC-SHELF-48L	\$1,490
MCT4830B-11	48" W x 30" H	47 3⁄8" W X 29 3⁄8" H X 3 3⁄4" D	1/2" Bevel	MC-SHELF-48S, MC-SHELF-48L	\$1,709
MCT4836A-11	48" W x 36" H	47 3⁄8" W X 35 3⁄8" H X 3 3⁄4" D	Flat	MC-SHELF-48S, MC-SHELF-48L	\$1,661
MCT4836B-11	48" W x 36" H	47 3⁄8" W X 35 3⁄8" H X 3 3⁄4" D	1/2" Bevel	MC-SHELF-48S, MC-SHELF-48L	\$1,903
MCT6030A-11	60" W x 30" H	59 3⁄8" W X 29 3⁄8" H X 3 3⁄4" D	Flat	MC-SHELF-60S, MC-SHELF-60L	\$1,685
MCT6030B-11	60" W x 30" H	59 3⁄8" W X 29 3⁄8" H X 3 3⁄4" D	1/2" Bevel	MC-SHELF-60S, MC-SHELF-60L	\$1,933
MCT6036A-11	60" W x 36" H	59 3⁄8" W X 35 3⁄8" H X 3 3⁄4" D	Flat	MC-SHELF-60S, MC-SHELF-60L	\$2,010
MCT6036B-11	60" W x 36" H	59 3⁄8" W X 35 3⁄8" H X 3 3⁄4" D	1/2" Bevel	MC-SHELF-60S, MC-SHELF-60L	\$2,307

*Additional Glass Shelves available, see page 34.
NOTE: Surface mount kit included for wall mounted installation.



MODEL	A	B	C
MCT3630A or B-11	36" [915mm]	30" [760mm]	12" [305mm]
MCT3636A or B-11	36" [915mm]	36" [915mm]	12" [305mm]
MCT4830A or B-11	48" [1220mm]	30" [760mm]	16" [405mm]
MCT4836A or B-11	48" [1220mm]	36" [915mm]	16" [405mm]
MCT6030A or B-11	60" [1525mm]	30" [760mm]	20" [510mm]
MCT6036A or B-11	60" [1525mm]	36" [915mm]	20" [510mm]



FLAT 1/2" BEVEL

Tolerance on dimensions: ± 1/8" (3mm) US | 05-2025

TRI-VIEW



MODEL MCT4830A-11 FLEURCO™ www.fleurco.com

ADDITIONAL GLASS SHELVES

ADDITIONAL SHELVES FOR
SINGLE VIEW & BI-VIEW UNITS

Single view and bi-view units use one long shelf.

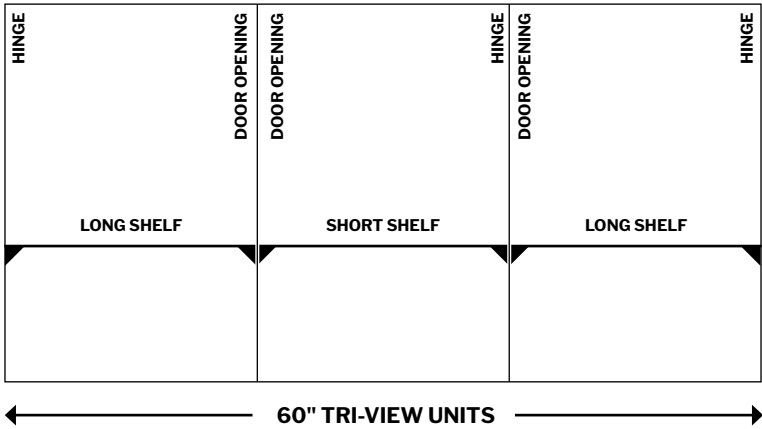
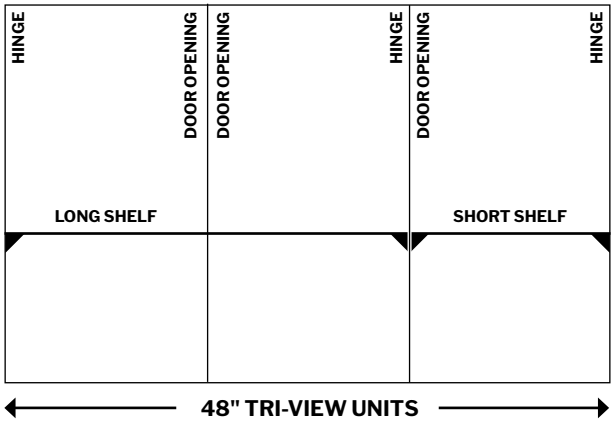
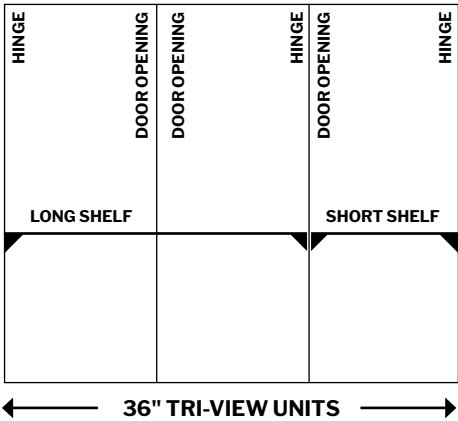
MODEL	DIMENSIONS L x D	PRICE
MC-SHELF-15	13 3⁄8" x 3 1⁄2" 339mm x 90mm	\$32
MC-SHELF-24/36L	22 3⁄8" x 3 1⁄2" 568mm x 90mm	\$46
MC-SHELF-25	23 3⁄8" x 3 1⁄2" 594mm x 90mm	\$46
MC-SHELF-30	28 3⁄8" x 3 1⁄2" 720mm x 90mm	\$58
MC-SHELF-31	29 3⁄8" x 3 1⁄2" 745mm x 90mm	\$58

ADDITIONAL SHELVES FOR
TRI-VIEW UNITS

Tri-view units use long & short shelves.
See below for arrangements.

MODEL	DIMENSIONS L x D	PRICE
MC-SHELF-36S	11 3⁄16" x 3 1⁄2" 284mm x 90mm	\$30
MC-SHELF-24/36L	22 3⁄8" x 3 1⁄2" 568mm x 90mm	\$46
MC-SHELF-48S	15 3⁄16" x 3 1⁄2" 385mm x 90mm	\$33
MC-SHELF-48L	30 1⁄4" x 3 1⁄2" 769mm x 90mm	\$59
MC-SHELF-60S	18 1⁄4" x 3 1⁄2" 464mm x 90mm	\$39
MC-SHELF-60L	19 3⁄16" x 3 1⁄2" 487mm x 90mm	\$39

Code example:
36S = short shelf for 36" wide unit.
36L = long shelf for 36" wide unit.



Tolerance on dimensions: ± 1/8" (3mm)


US | 05-2025



luna
LED
MEDICINE CABINETS

When you need extra storage space, Fleurco's LED medicine cabinets are the perfect solution. Energy-efficient LED bright white light is suitable for makeup application & shaving.

FEATURES + BENEFITS



3800K BRIGHT WHITE LIGHT



Kelvin (K) is a unit of measurement used to describe the hue of a specific light source. This is not necessarily related to the heat output of the light source but rather the color of the light output. Kelvin values below 3500K will have a warmer, yellowish hue. Values between 3500K and 4500K will be in the white hue range. All values higher than 4500K will tend to have a more bluish hue. The prominence of the hues will increase as the values move away from the white hue's range. Daylight typically falls into the 5000-6000K range.

Lumens (lm) is the measure of the total quantity of visible light emitted by a source.



HALO SINGLE VIEW

SINGLE PANEL MEDICINE CABINET

5
year limited
warranty

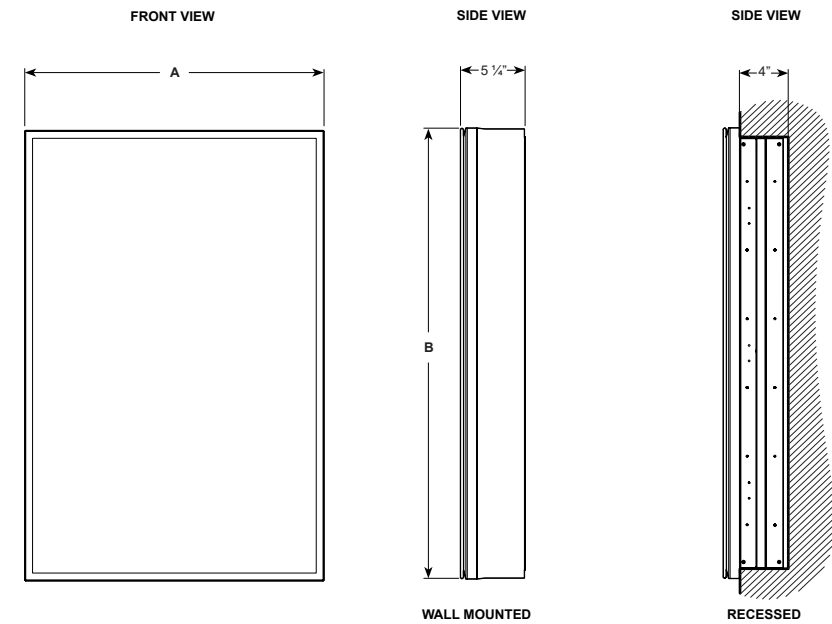


MODEL	CABINET SIZE	ROUGH OPENING SIZE FOR RECESSED	FINISH	PRICE
MCHS1930-14	19" W x 30" H	18 ¾" W x 29 ½" H x 4" D	Sandblasted Aluminum	\$1,748
MCHS1936-14	19" W x 36" H	18 ¾" W x 35 ½" H x 4" D	Sandblasted Aluminum	\$1,995
MCHS2430-14	24" W x 30" H	24 ½" W x 29 ½" H x 4" D	Sandblasted Aluminum	\$1,921
MCHS2436-14	24" W x 36" H	24 ½" W x 35 ½" H x 4" D	Sandblasted Aluminum	\$2,224

Additional glass shelves available, see page 46.

TECHNICAL SPECS

MODEL	LUMENS RANGE	KELVIN	WATTS	INPUT
MCHS1930-14	0-1340 lm	CCT 3800 K	21.5W	120V AC, 50/60Hz
MCHS1936-14	0-1510 lm	CCT 3800 K	23W	120V AC, 50/60Hz
MCHS2430-14	0-1510 lm	CCT 3800 K	23W	120V AC, 50/60Hz
MCHS2436-14	0-1690 lm	CCT 3800 K	25W	120V AC, 50/60Hz



MODEL	A	B
MCHS1930-14	19" [483mm]	30 ¾" [772mm]
MCHS1936-14	19" [483mm]	36 ¾" [924mm]
MCHS2430-14	24 ½" [619mm]	30 ¾" [772mm]
MCHS2436-14	24 ½" [619mm]	36 ¾" [924mm]

Tolerance on dimensions: ± 1/8" (3mm)



- NEW & UPGRADED ELECTRICAL COMPONENTS
- USB / USB-C ports included
 - Metal ON/OFF touch switch with dimmer
 - 2 tamper resistant & GFCI outlets

HALO SINGLE VIEW



MODEL MCHS2436-14



5
year limited
warranty

HALO BI-VIEW
DOUBLE PANEL MEDICINE CABINET

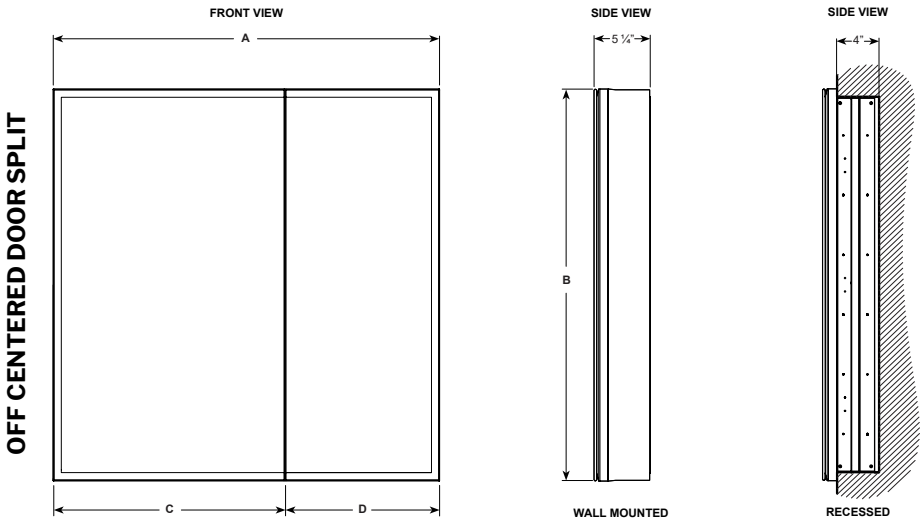
luna

MODEL	CABINET SIZE	ROUGH OPENING SIZE FOR RECESSED	DOOR SPLIT	FINISH	PRICE
MCHB3030-14	30" W x 30" H	30 1/8" W x 29 1/2" H x 4" D	Off center	Sandblasted Aluminum	\$2,383
MCHB3036-14	30" W x 36" H	30 1/8" W x 35 1/2" H x 4" D	Off center	Sandblasted Aluminum	\$2,828

Additional glass shelves available, see page 46.

TECHNICAL SPECS

MODEL	LUMENS RANGE	KELVIN	WATTS	INPUT
MCHB3030-14	0-1690 lm	CCT 3800 K	25W	120V AC, 50/60Hz
MCHB3036-14	0-1840 lm	CCT 3800 K	27W	120V AC, 50/60Hz



NEW & UPGRADED
ELECTRICAL COMPONENTS



USB / USB-C ports
included



Metal ON/OFF touch
switch with dimmer



2 tamper resistant &
GFCI outlets

MODEL	A	B	C	D
MCHB3030-14	30 3/8" [772mm]	30 3/8" [772mm]	18 1/4" [464mm]	12 1/8" [308mm]
MCHB3036-14	30 3/8" [772mm]	36 3/8" [924mm]	18 1/4" [464mm]	12 1/8" [308mm]

Tolerance on dimensions: ± 1/8" (3mm)



HALO BI-VIEW



HALO TRI-VIEW

TRIPLE PANEL MEDICINE CABINET

5
year limited
warranty



MODEL	CABINET SIZE	ROUGH OPENING SIZE FOR RECESSED	FINISH	PRICE
MCHT3030-14	30" W x 30" H	30 1/8" W x 29 1/2" H x 4" D	Sandblasted Aluminum	\$2,783
MCHT3036-14	30" W x 36" H	30 1/8" W x 35 1/2" H x 4" D	Sandblasted Aluminum	\$2,862
MCHT3630-14	36" W x 30" H	36 1/8" W x 29 1/2" H x 4" D	Sandblasted Aluminum	\$2,862
MCHT3636-14	36" W x 36" H	36 1/8" W x 35 1/2" H x 4" D	Sandblasted Aluminum	\$3,491
MCHT4830-14	48" W x 30" H	48 1/8" W x 29 1/2" H x 4" D	Sandblasted Aluminum	\$3,178
MCHT4836-14	48" W x 36" H	48 1/8" W x 35 1/2" H x 4" D	Sandblasted Aluminum	\$3,841
MCHT6030-14	60" W x 30" H	59 3/4" W x 29 1/2" H x 4" D	Sandblasted Aluminum	\$3,656
MCHT6036-14	60" W x 36" H	59 3/4" W x 35 1/2" H x 4" D	Sandblasted Aluminum	\$4,360

Additional glass shelves available, see page 46.

TECHNICAL SPECS

MODEL	LUMENS RANGE	KELVIN	WATTS	INPUT
MCHT3030-14	0-1690 lm	CCT 3800 K	25W	120V AC, 50/60Hz
MCHT3036-14	0-1840 lm	CCT 3800 K	27W	120V AC, 50/60Hz
MCHT3630-14	0-1840 lm	CCT 3800 K	27W	120V AC, 50/60Hz
MCHT3636-14	0-2000 lm	CCT 3800 K	29W	120V AC, 50/600Hz
MCHT4830-14	0-2170 lm	CCT 3800 K	31W	120V AC, 50/60Hz
MCHT4836-14	0-2340 lm	CCT 3800 K	33W	120V AC, 50/60Hz
MCHT6030-14	0-2500 lm	CCT 3800 K	35W	120V AC, 50/60Hz
MCHT6036-14	0-2650 lm	CCT 3800 K	38W	120V AC, 50/60Hz

NEW & UPGRADED ELECTRICAL COMPONENTS



USB / USB-C ports
included

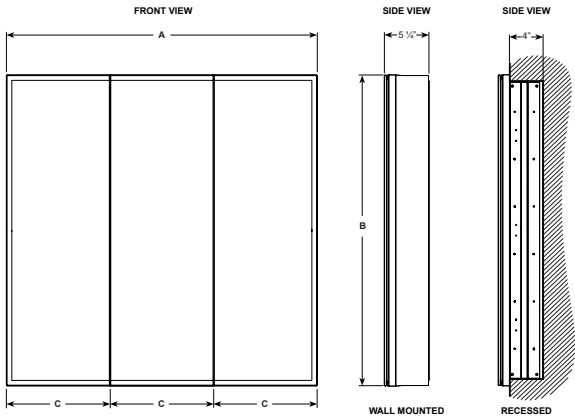


Metal ON/OFF touch
switch with dimmer



2 tamper resistant &
GFCI outlets


MODEL	A	B	C
MCHT3030-14	30 3/8" [772mm]	30 3/8" [772mm]	10 1/8" [257mm]
MCHT3036-14	30 3/8" [772mm]	36 3/8" [924mm]	10 1/8" [257mm]
MCHT3630-14	36 3/8" [924mm]	30 3/8" [772mm]	12 1/8" [308mm]
MCHT3636-14	36 3/8" [924mm]	36 3/8" [924mm]	12 1/8" [308mm]
MCHT4830-14	48 3/8" [1229mm]	30 3/8" [772mm]	16 1/8" [410mm]
MCHT4836-14	48 3/8" [1229mm]	36 3/8" [924mm]	16 1/8" [410mm]
MCHT6030-14	60" [1524mm]	30 3/8" [772mm]	20" [508mm]
MCHT6036-14	60" [1524mm]	36 3/8" [924mm]	20" [508mm]



Tolerance on dimensions: ± 1/8" (3mm)



HALO TRI-VIEW



HALO TALL VIEW

SINGLE PANEL MEDICINE CABINET

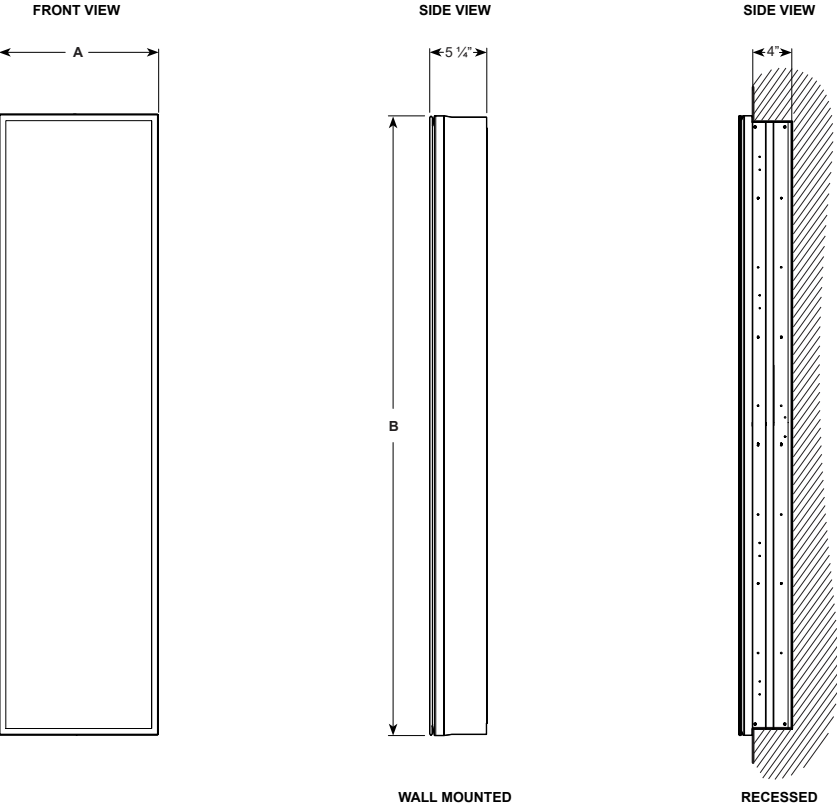
5
year limited
warranty

MODEL	CABINET SIZE	ROUGH OPENING SIZE FOR RECESSED	FINISH	PRICE
MCHS1560-14	15" W x 60" H	14 3⁄4" W x 59 1⁄8" H x 4" D	Sandblasted Aluminum	\$2,542

Additional glass shelves available, see page 46.

TECHNICAL SPECS

MODEL	LUMENS RANGE	KELVIN	WATTS	INPUT
MCHS1560-14	0-2050 lm	CCT 3800 K	30W	120V AC, 50/60Hz



NEW & UPGRADED
ELECTRICAL COMPONENTS



Metal ON/OFF touch
switch with dimmer



2 tamper resistant &
GFCI outlets

MODEL	A	B
MCHS1560-14	15" [381mm]	60" [1524mm]

Tolerance on dimensions: ± 1/8" (3mm)



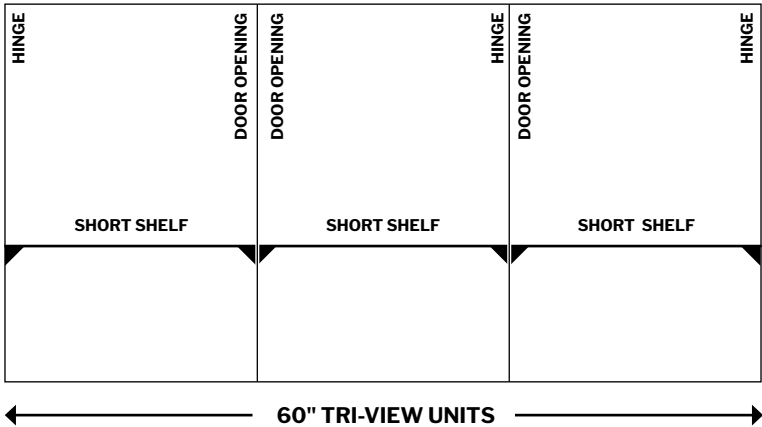
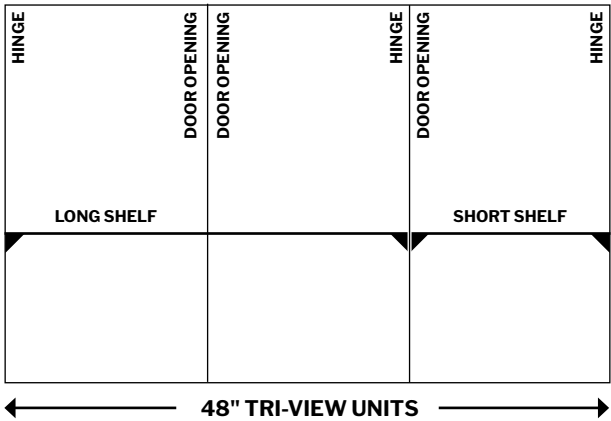
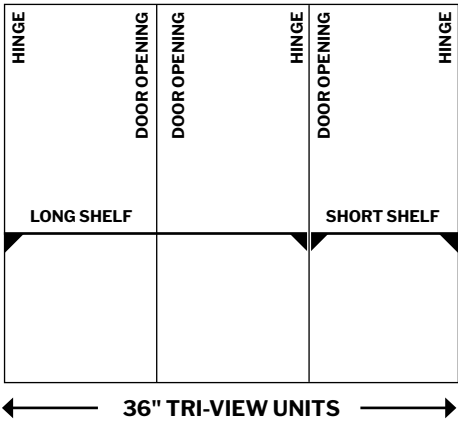
ADDITIONAL GLASS SHELVES

ADDITIONAL SHELVES FOR
SINGLE VIEW & BI-VIEW UNITS

Single view and bi-view units use one long shelf.

MODEL	DIMENSIONS L x D	PRICE
MCH-SHELF-15	13 3⁄8" x 3 1⁄2" 341mm x 87mm	\$27
MCH-SHELF-19	17 3⁄8" x 3 1⁄2" 442mm x 87mm	\$30
MCH-SHELF-24	22 7⁄8" x 3 1⁄2" 578mm x 87mm	\$43
MCH-SHELF-30	28 7⁄8" x 3 1⁄2" 731mm x 87mm	\$56

Code example:
36S = short shelf for 36" wide unit.
36L = long shelf for 36" wide unit.



Tolerance on dimensions: ± 1/8" (3mm)

US | 05-2025

ADDITIONAL SHELVES FOR
TRI-VIEW UNITS

Tri-view units use long & short shelves.
See below for arrangements.

MODEL	DIMENSIONS L x D	PRICE
MCH-SHELF-30S	9" x 3 1⁄2" 228mm x 87mm	\$20
MCH-SHELF-30L	19" x 3 1⁄2" 480mm x 87mm	\$30
MCH-SHELF-36S	11" x 3 1⁄2" 279mm x 87mm	\$21
MCH-SHELF-36L	23" x 3 1⁄2" 579mm x 87mm	\$43
MCH-SHELF-48S	15" x 3 1⁄2" 381mm x 87mm	\$27
MCH-SHELF-48L	31" x 3 1⁄2" 787mm x 87mm	\$58
MCH-SHELF-60	19" x 3 1⁄2" 479mm x 87mm	\$30



This modern, solid surface line celebrates the art of options with choices such as countertop style, backsplash, apron, and frame styles. These options will allow you to truly build your own vanity to your exact needs. 3 sizes available and integrated shelf. Towel bar also included on STAK Trio model.



LUNA TOWER DISPLAY



STEP 1: ORDER DISPLAY

White: DSP-LUNA-STAK

STEP 2: ORDER VANITIES

Choose up to 4 vanities. Refer to pages 50-55.

WALL	VANITY SIZE
A	39"
B	24"
C	32"
D	24"

OPTIONAL: Refer to page 56 for decorative drains & pipes.

STEP 3: ORDER LUNA MIRROR OF CHOICE

Refer to LED Mirrors section, Medicine Cabinets section, or LED Medicine Cabinets section. You must choose a mirror size to match the vanity or wall size.

Contact customer service for more information.

STAK FLOATING COUNTERTOP

5
year limited
warranty

COUNTERTOP WITH APRON

MODEL	SIZE	FINISH	SINK SHAPE	PRICE
LVSTB24-AP-RD-18	23 5/8" W x 18 7/8" D x 6" H	Matte White	Round	\$896
LVSTB24-AP-SQ-18	23 5/8" W x 18 7/8" D x 6" H	Matte White	Square	\$928
LVSTB32-AP-RD-18	31 1/2" W x 18 7/8" D x 6" H	Matte White	Round	\$1,096
LVSTB32-AP-SQ-18	31 1/2" W x 18 7/8" D x 6" H	Matte White	Square	\$1,136
LVSTB39-AP-RD-18	39 3/8" W x 18 7/8" D x 6" H	Matte White	Round	\$1,227
LVSTB39-AP-SQ-18	39 3/8" W x 18 7/8" D x 6" H	Matte White	Square	\$1,265



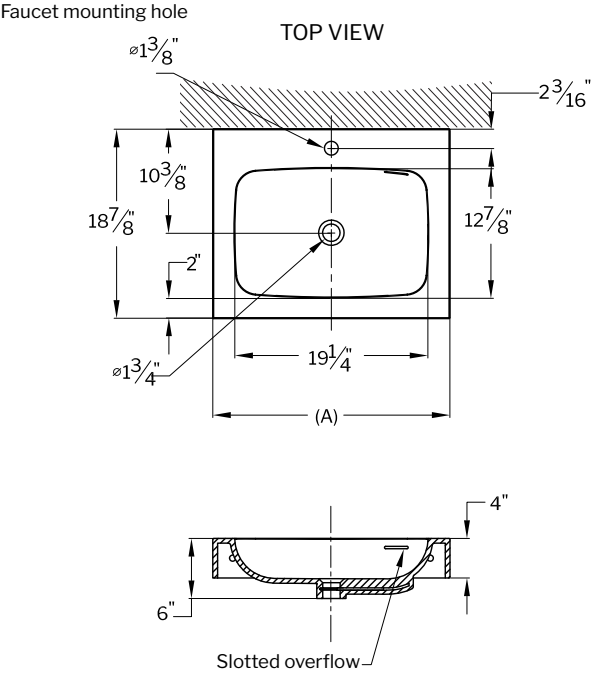
Countertop with apron & round sink



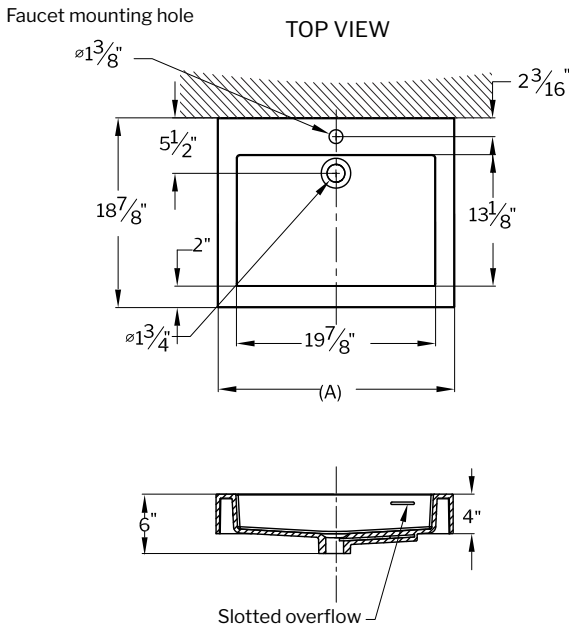
Countertop with apron & Square sink

Suggested installation height between 30" - 36" range.
Mounting hardware kit included.
For optional drains & pipes, see page 56.

COUNTERTOP WITH APRON – ROUND SINK



COUNTERTOP WITH APRON – SQUARE SINK



MODEL	A
LVSTB24	23 5/8" (600mm)
LVSTB32	31 1/2" (800mm)
LVSTB39	39 3/8" (1000mm)

Tolerance on dimensions: ± 1/8" (3 mm)



US | 05-2025

STAK FLOATING COUNTERTOP

luna



MODEL LVSTB39-AP-RD-18

FLEURCO™ www.fleurco.com

STAK WALL-MOUNTED FRAME & COUNTERTOP (WITH SOLID SURFACE SHELF)

5
year limited
warranty

COUNTERTOP WITH APRON

MODEL	SIZE	FINISH	SINK SHAPE	PRICE
LVSTB24-AP-RD-18	23 5/8" W x 18 7/8" D x 6" H	Matte White	Round	\$896
LVSTB24-AP-SQ-18	23 5/8" W x 18 7/8" D x 6" H	Matte White	Square	\$928
LVSTB32-AP-RD-18	31 1/2" W x 18 7/8" D x 6" H	Matte White	Round	\$1,096
LVSTB32-AP-SQ-18	31 1/2" W x 18 7/8" D x 6" H	Matte White	Square	\$1,136
LVSTB39-AP-RD-18	39 3/8" W x 18 7/8" D x 6" H	Matte White	Round	\$1,227
LVSTB39-AP-SQ-18	39 3/8" W x 18 7/8" D x 6" H	Matte White	Square	\$1,265

Countertop with apron — round sink



Countertop with apron — Square sink



COUNTERTOP WITHOUT APRON

MODEL	SIZE	FINISH	SINK SHAPE	PRICE
LVSTB24-RD-18	23 5/8" W x 18 7/8" D x 6" H	Matte White	Round	\$755
LVSTB24-SQ-18	23 5/8" W x 18 7/8" D x 6" H	Matte White	Square	\$786
LVSTB32-RD-18	31 1/2" W x 18 7/8" D x 6" H	Matte White	Round	\$926
LVSTB32-SQ-18	31 1/2" W x 18 7/8" D x 6" H	Matte White	Square	\$957
LVSTB39-RD-18	39 3/8" W x 18 7/8" D x 6" H	Matte White	Round	\$1,035
LVSTB39-SQ-18	39 3/8" W x 18 7/8" D x 6" H	Matte White	Square	\$1,066

Countertop without apron — round sink



Countertop without apron — Square sink



+ FRAME

You must choose a frame size that matches your chosen countertop size.


MODEL	SIZE	FINISH	PRICE
LVSTF24-WM33-SH18	23 5/8" W x 18 7/8" D x 14 7/8" H	Matte Black frame Matte White shelf	\$914
LVSTF24-WM12-SH18	23 5/8" W x 18 7/8" D x 14 7/8" H	NEW Brushed Gold frame Matte White shelf	\$1,107
LVSTF32-WM33-SH18	31 1/2" W x 18 7/8" D x 14 7/8" H	Matte Black frame Matte White shelf	\$1,038
LVSTF32-WM12-SH18	31 1/2" W x 18 7/8" D x 14 7/8" H	NEW Brushed Gold frame Matte White shelf	\$1,251
LVSTF39-WM33-SH18	39 3/8" W x 18 7/8" D x 14 7/8" H	Matte Black frame Matte White shelf	\$1,160
LVSTF39-WM12-SH18	39 3/8" W x 18 7/8" D x 14 7/8" H	NEW Brushed Gold frame Matte White shelf	\$1,390

Suggested installation height between 30" - 36" range.

Mounting hardware kit included.

For optional drains & pipes, see page 56.

For dimension specifications and overall dimensions of assembled product, see page 57.



C

US | 05-2025

STAK WALL-MOUNTED FRAME & COUNTERTOP (WITH SOLID SURFACE SHELF)

luna

NEW!
BRUSHED GOLD
FINISH



MODEL LVSTB32-SQ-18
+ LVSTF32-WM33-SH18



MODEL LVSTB32-AP-SQ-18
+ LVSTF32-WM12-SH18

FLEURCO™ www.fleurco.com

STAK trio FREESTANDING FRAME & COUNTERTOP (WITH SOLID SURFACE SHELF)

5
year limited
warranty

COUNTERTOP WITH APRON

MODEL	SIZE	FINISH	SINK SHAPE	PRICE
LVSTB24-AP-RD-18	23 5/8" W x 18 7/8" D x 6" H	Matte White	Round	\$896
LVSTB24-AP-SQ-18	23 5/8" W x 18 7/8" D x 6" H	Matte White	Square	\$928
LVSTB32-AP-RD-18	31 1/2" W x 18 7/8" D x 6" H	Matte White	Round	\$1,096
LVSTB32-AP-SQ-18	31 1/2" W x 18 7/8" D x 6" H	Matte White	Square	\$1,136
LVSTB39-AP-RD-18	39 3/8" W x 18 7/8" D x 6" H	Matte White	Round	\$1,227
LVSTB39-AP-SQ-18	39 3/8" W x 18 7/8" D x 6" H	Matte White	Square	\$1,265

OPTIONAL BACKSPLASH (TRIO MODEL ONLY)


MODEL	SIZE	FINISH	PRICE
LVSTSPL24-18	23 5/8" W x 3/4" D x 8" H	Matte White	\$185
LVSTSPL32-18	31 1/2" W x 3/4" D x 8" H	Matte White	\$239
LVSTSPL39-18	39 3/8" W x 3/4" D x 8" H	Matte White	\$293

Backsplash designed to complement countertops with aprons only. In the event the Trio frame cannot be pushed against the wall due to existing wall mouldings, the backsplash can be added to the countertop to fill a 1/2" gap. Call customer service for more information.

Countertop with apron — round sink



Countertop with apron — Square sink



Note: The seam between the backsplash and the countertop will be visible from the sides.

Countertop without apron — round sink



Countertop without apron — Square sink



COUNTERTOP WITHOUT APRON*


MODEL	SIZE	FINISH	SINK SHAPE	PRICE
LVSTB24-RD-18	23 5/8" W x 18 7/8" D x 6" H	Matte White	Round	\$755
LVSTB24-SQ-18	23 5/8" W x 18 7/8" D x 6" H	Matte White	Square	\$786
LVSTB32-RD-18	31 1/2" W x 18 7/8" D x 6" H	Matte White	Round	\$926
LVSTB32-SQ-18	31 1/2" W x 18 7/8" D x 6" H	Matte White	Square	\$957
LVSTB39-RD-18	39 3/8" W x 18 7/8" D x 6" H	Matte White	Round	\$1,035
LVSTB39-SQ-18	39 3/8" W x 18 7/8" D x 6" H	Matte White	Square	\$1,066

*Finished height for frame & countertop without apron is 31 1/2"

+ FRAME

You must choose a frame size that matches your chosen countertop size.

MODEL	SIZE	FINISH	PRICE
LVSTF24-FS33-SH18	23 5/8" W x 18 7/8" D x 31" H	Matte Black frame Matte White shelf	\$1,249
LVSTF24-FS12-SH18	23 5/8" W x 18 7/8" D x 31" H	NEW Brushed Gold frame Matte White shelf	\$1,533
LVSTF32-FS33-SH18	31 1/2" W x 18 7/8" D x 31" H	Matte Black frame Matte White shelf	\$1,386
LVSTF32-FS12-SH18	31 1/2" W x 18 7/8" D x 31" H	NEW Brushed Gold frame Matte White shelf	\$1,690
LVSTF39-FS33-SH18	39 3/8" W x 18 7/8" D x 31" H	Matte Black frame Matte White shelf	\$1,524
LVSTF39-FS12-SH18	39 3/8" W x 18 7/8" D x 31" H	NEW Brushed Gold frame Matte White shelf	\$1,847



C

US | 05-2025

STAK
trio

FREESTANDING
FRAME & COUNTERTOP (WITH SOLID SURFACE SHELF)

luna

NEW!
BRUSHED GOLD
FINISH



MODEL LVSTB39-SQ-18
+ LVSTF39-FS33-SH18

MODEL LVSTB39-AP-SQ-18
+ LVSTF39-FS12-SH18

FLEURCO™ www.fleurco.com

OPTIONAL DRAINS & PIPES

STAK SPECIFICATIONS
duo WALL-MOUNT FRAME & COUNTERTOP

DRAINS

MODEL	DESCRIPTION	PRICE
VAN-DRAIN-11	Lavatory Drain with Drain Plug / Cast Brass / 20 Gauge 1 ¼" x 4" Tailpipe / Chrome	\$251
VAN-DRAIN-25	Lavatory Drain with Drain Plug / Cast Brass / 20 Gauge 1 ¼" x 4" Tailpipe / Brushed Nickel	\$274
VAN-DRAIN-33	Lavatory Drain with Drain Plug / Cast Brass / 20 Gauge 1 ¼" x 4" Tailpipe / Matte Black	\$274

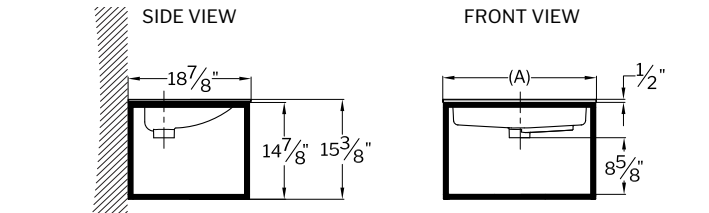
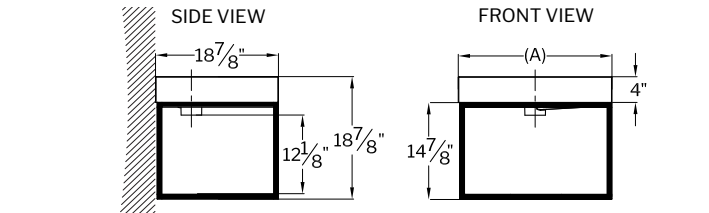
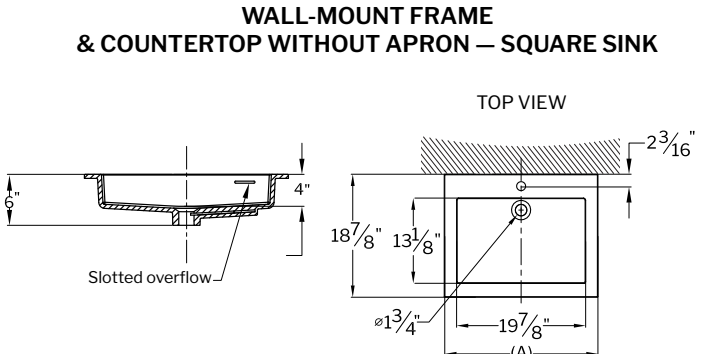
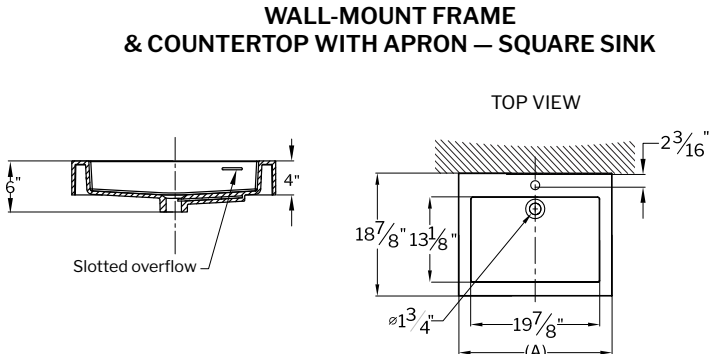
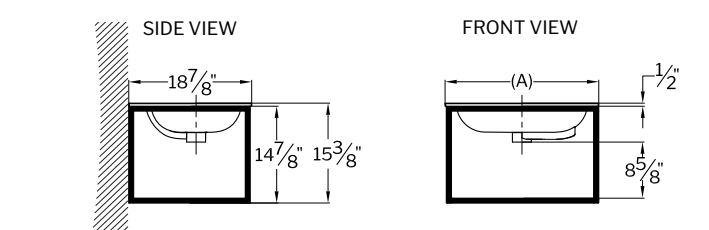
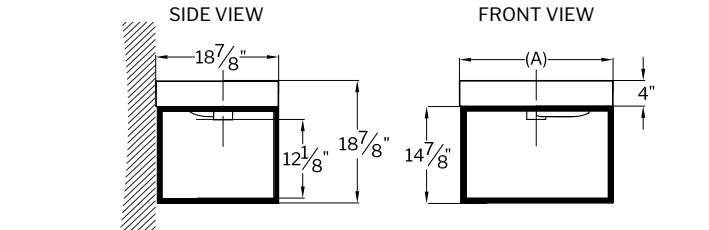
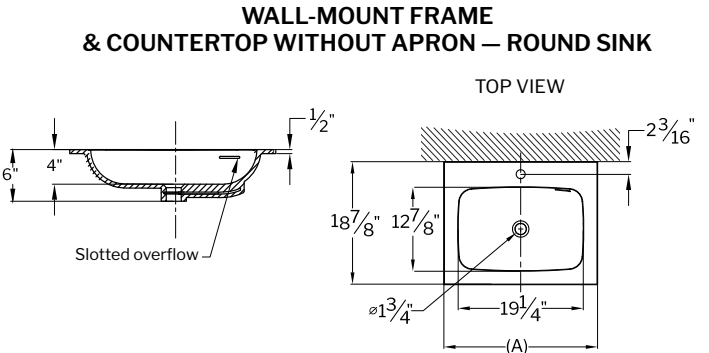
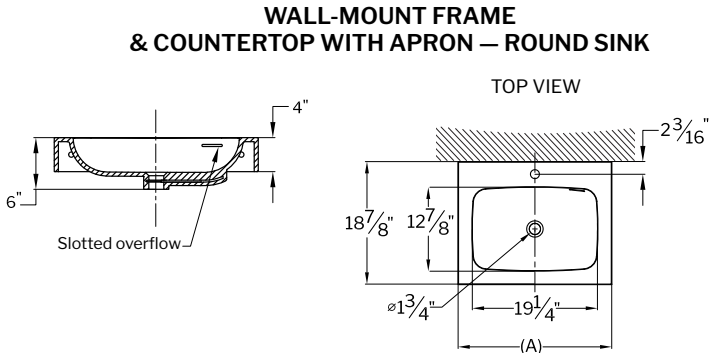
Certified for North America. Please check for compliance with regional regulations.



DECORATIVE PIPES

MODEL	DESCRIPTION	PRICE
VAN-PTRAP-11	Lavatory 1 ¼" Ground Joint P-Trap / 17 Gauge Brass / Chrome	\$127
VAN-PTRAP-25	Lavatory 1 ¼" Ground Joint P-Trap / 17 Gauge Brass / Brushed Nickel	\$252
VAN-PTRAP-33	Lavatory 1 ¼" Ground Joint P-Trap / 17 Gauge Brass / Matte Black	\$252
VAN-BOTTRAP-11	Lavatory Bottle Trap 1 ¼" / 17 Gauge Tubular Brass / Chrome	\$251
VAN-BOTTRAP-25	Lavatory Bottle Trap 1 ¼" / 17 Gauge Tubular Brass / Brushed Nickel	\$274
VAN-BOTTRAP-33	Lavatory Bottle Trap 1 ¼" / 17 Gauge Tubular Brass / Matte Black	\$274

Certified for North America. Please check for compliance with regional regulations.

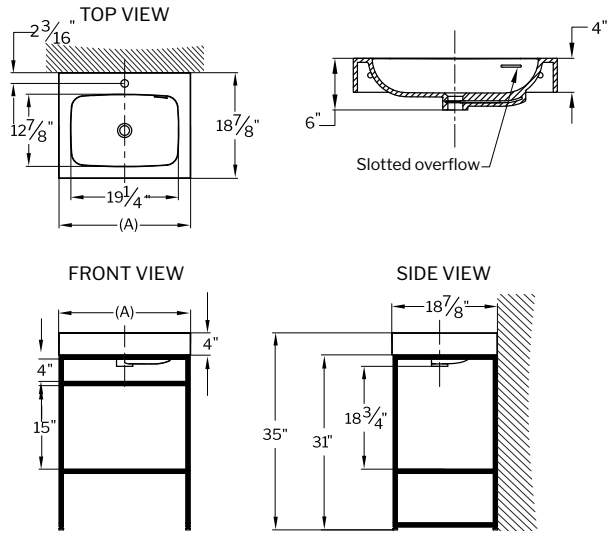


MODEL	A
LVSTB24	23 5/8" (600mm)
LVSTB32	31 1/2" (800mm)
LVSTB39	39 3/8" (1000mm)

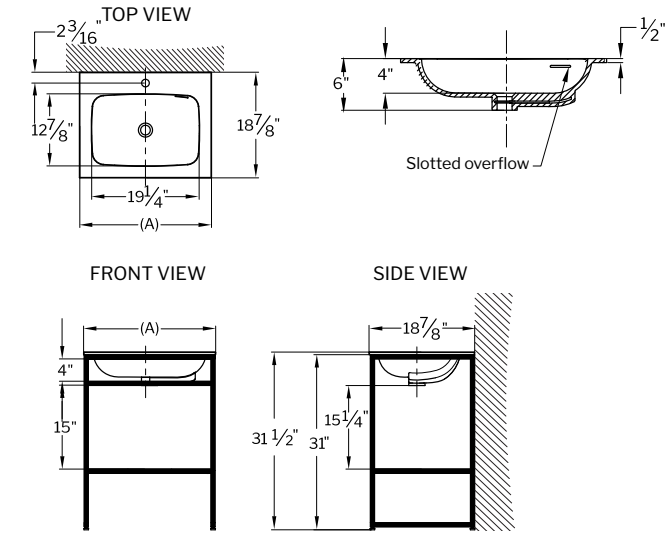
Tolerance on dimensions: ± 1/8" (3 mm)

STAK SPECIFICATIONS
trio FREESTANDING FRAME & COUNTERTOP

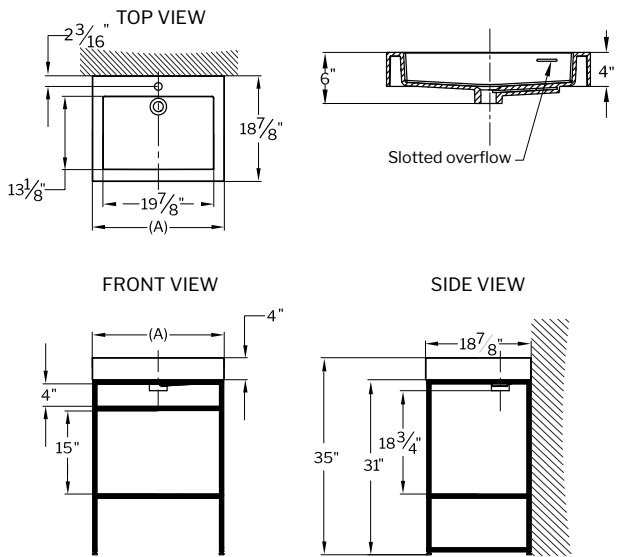
FREESTANDING FRAME
& COUNTERTOP WITH APRON – ROUND SINK



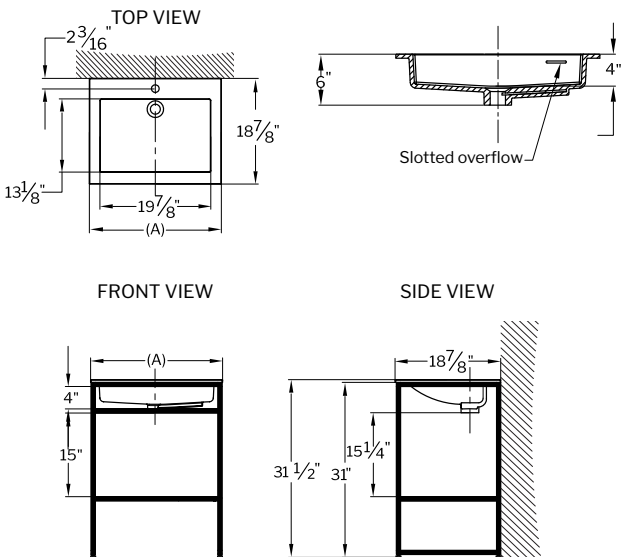
FREESTANDING FRAME
& COUNTERTOP WITHOUT APRON – ROUND SINK



FREESTANDING FRAME
& COUNTERTOP WITH APRON – SQUARE SINK



FREESTANDING FRAME
& COUNTERTOP WITHOUT APRON – SQUARE SINK



MODEL	A
LVSTB24	23 5/8" (600mm)
LVSTB32	31 1/2" (800mm)
LVSTB39	39 3/8" (1000mm)

Tolerance on dimensions: ± 1/8" (3 mm)

LIMITED PRODUCT WARRANTY

This limited warranty is valid for the original end-used purchaser/consumer (herein, the “original purchaser”) only and may not be transferred or assigned.

The original purchaser must carefully read and retain a copy of this warranty together with the original installation manual for the limited warranty purposes. If the original purchaser has not received a copy of the installation manual, it may be obtained online at www.fleurco.com or by contacting Fleurco Products Inc. at 1-800-993-0033.

Fleurco Products Inc. (“Fleurco”) warrants all shower doors composed primarily of tempered glass¹, PVC seals, aluminum, stainless steel and/or brass, and its Microtek® repellant coating, as well as all acrylic shower bases and tubs composed primarily of acrylic sheet and fiberglass, to be free from defects in material and workmanship under normal use and maintenance for a period of ten (10) years from the original date of purchase.

Fleurco warrants all lighted mirrors (except LED cosmetic mirrors) and LED medicine cabinets composed primarily of glass, aluminum and electric components, medicine cabinets, polymarble textured bases, bathroom accessories and vanities, as well as all solid surface tubs, to be free from defects in material and workmanship under normal use and maintenance for a period of years (5) years from the original date of purchase.

Fleurco warrants its LED cosmetic mirrors to be free from defects in material and workmanship under normal use and maintenance for a period of three (3) years from the original date of purchase.

The limited product warranty for Fibo by Fleurco Wall Systems is available at www.fleurco.com/fibo.

Fleurco warrants its SEKUR+ (Shatter Retention Technology) film to be free from defects in material and workmanship under normal use and maintenance for a period of (5) years from the original date of purchase.

The above-mentioned products are collectively referred to as, the “Products” and individually referred to as, a “Product” for the purposes hereof.

If used in commercial units, Fleurco warrants the Products to be free from defects in material and workmanship under normal use and maintenance for a period of one (1) year from the original date of installation.

To the maximum extent permitted under applicable law, no other representation or warranty, expressed or implied, legal or otherwise is given or made by Fleurco regarding the Products.

It is the original purchaser’s obligation to verify that the Product is exempt from any defect prior to its installation.

For any claims under this limited warranty, the original purchaser is required to follow the warranty claim procedure provided for below.

Acts Invalidating Limited Warranty

This limited warranty does not apply to:

1. Products purchased from unauthorized Fleurco distributors or resellers;
2. Products relocated after initial installation;
3. Products which are modified and/or combined with products manufactured or supplied by others, including but not limited to shading devices (eg tinting, security films, or glazings);
4. Products which have defects or damage which result from improper installation, negligence or accidents, or any act of God including those that take place underground including natural settlement of the structure;
5. Products which are damaged or deteriorated due to incorrect operating procedures and/or misuse and/or improper maintenance;
6. Products which have been installed contrary to Fleurco’s printed installation manual;
7. Products which have been subjected to alteration and/or modification;
8. Products which have been exposed to chemicals and/or abrasive products;
9. Stained Products resulting from hard water, ferrous water or salty water; and
10. Products used on structures for which it was not designed.

To avoid improper installation/maintenance and consequently prevent potential Product breakage or damage leading to personal injuries, property damage, death, or invalidation of the limited warranty set forth herein, Fleurco recommends that its products be installed by an experienced professional in bathroom products installation.

Products that fall outside of the limited warranty provided herein remain the sole responsibility of the original purchaser without any recourse against Fleurco.

Limited Warranty Performance

In the event of any defective Product covered under this limited warranty, Fleurco will only be obligated, at Fleurco’s sole option, to repair the defective part or unit of the Product or to furnish a new or rebuilt part or unit of the Product of equivalent value in exchange for the part or unit of the Product that is defective. All labour costs related to any replacement Products shall be at the cost of the original purchaser. Fleurco’s aggregate liability hereunder shall be limited to the lesser of the suggested manufacturer’s retail price of the Product at the moment of Purchase by the original purchaser and the actual purchase price paid for the Product by the original purchaser. Furthermore, Fleurco will not be responsible for the cost of repairs or replacement of installation materials such as tiles, marble, vanities, etc. and the labour costs related thereto.

To acquire further assistance and/or obtain warranty service, follow the instructions for the Limited Warranty Claim Form that are available online at www.fleurco.com/ warranty. All limited warranty service requests must be accompanied by the original purchase receipt. Fleurco must receive the written notice within fifteen (15) days of the time the Product defect is discovered. Upon the acceptance of a warranty claim by Fleurco, Fleurco will advise the original purchaser of the corrective action, if any, that will be undertaken by Fleurco. If requested by Fleurco, the original purchaser must return any defective Product that Fleurco has agreed to replace in its original packaging (at the cost of the original purchaser).

In order for this limited warranty to be valid, the Product and its components must be accessible for on-site inspection by a representative appointed by Fleurco.

Disclaimer

To the maximum extent permitted under applicable law, Fleurco expressly disclaims and excludes any liability for consequential, special, or incidental damage nor for damage caused or resulting from fortuitous event, loss of time, loss of use, inconvenience, unnecessary expenses, labour, material or other costs with respect to the application of this limited warranty or with respect to the removal or replacement of a defective Product. Under no circumstances shall Fleurco or any of its representatives be held liable for corporeal/personal injuries to any person or damage to any property however arising. All warranties are limited to the applicable statute of limitations/ prescription periods, but in no case will they extend beyond the time periods set forth herein. The remedies provided for herein shall be limited to repair or replacement of the Product provided by this limited warranty and is the exclusive remedy with respect to any loss or damage. **THERE ARE NO WARRANTIES, EXPRESS OR IMPLIED, WHICH EXTEND BEYOND THE DESCRIPTION SET FORTH HEREIN AND ANY IMPLIED WARRANTIES ARISING AT COMMON LAW OR BY STATUTE ARE EXPRESSLY DISCLAIMED BY FLEURCO.**

Fleurco reserves the right to amend this limited warranty without notice at any time. Such amendment will not impact the limited warranty terms and conditions effective at the time of the purchase of the Products concerned by the original purchaser.

In case any one or more of the terms and conditions contained in this limited warranty shall, for any reason, be held invalid, illegal or unenforceable in any respect, such invalidity, illegality or unenforceability shall not affect the other terms and conditions of the limited warranty, and this limited warranty, shall be construed as if such invalid, illegal or unenforceable provision had never been contained herein. If moreover, any one or more of the terms and conditions contained in this limited warranty shall for any reason be held to be excessively broad as to duration, geographical scope, activity or subject, it shall be construed by limiting and reducing it, as to be enforceable to the extent compatible with the applicable law as it shall then appear.

¹ Although highly unlikely, please note that due to the nature of the product, glass has an inherent possibility of breakage.

