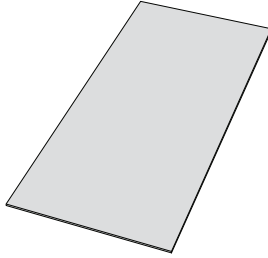


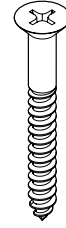
MATERIALS REQUIRED / MATÉRIAUX REQUIS



WOODEN SHIM
CALE EN BOIS



* **OSB**
OSB



SCREWS FOR WOOD
VIS POUR BOIS

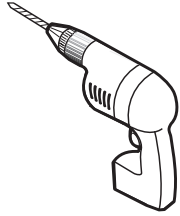
* Thickness depends on type of installation, please refer to page 9.

* L'épaisseur dépend du type d'installation, se référer à la page 9.

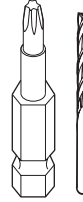
TOOLS REQUIRED / OUTILS REQUIS



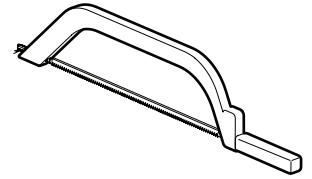
PENCIL
CRAYON



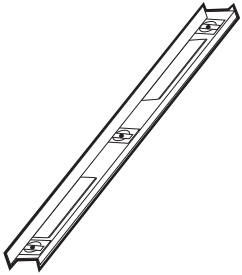
DRILL
PERCEUSE



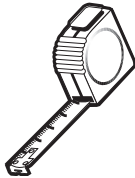
* **T10 & 1/8" DRILL BITS**
MÈCHE T10 & 1/8"



HACKSAW
SCIE À MÉTAUX




LEVEL
NIVEAU



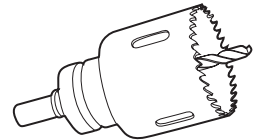
TAPE MEASURE
RUBAN À MESURER



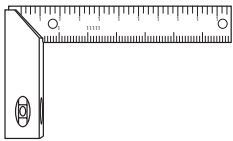
SCREWDRIVER
TOURNEVIS



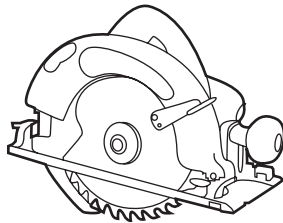
CAULK GUN
FUSIL À CALFEUTRER



HOLE SAW
SCIE-CLOCHE

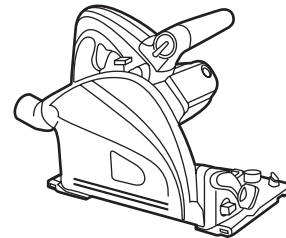


SQUARE
ÉQUERRE



CIRCULAR SAW
SCIE CIRCULAIRE

OR
OU



PLUNGE TRACK SAW
SCIE PLONGEANTE SUR RAIL

* T10 Bit supplied • * Mèche T10 fournie.

PARTS AND HARDWARE LISTING
LISTE DES PIÈCES ET QUINCAILLERIE

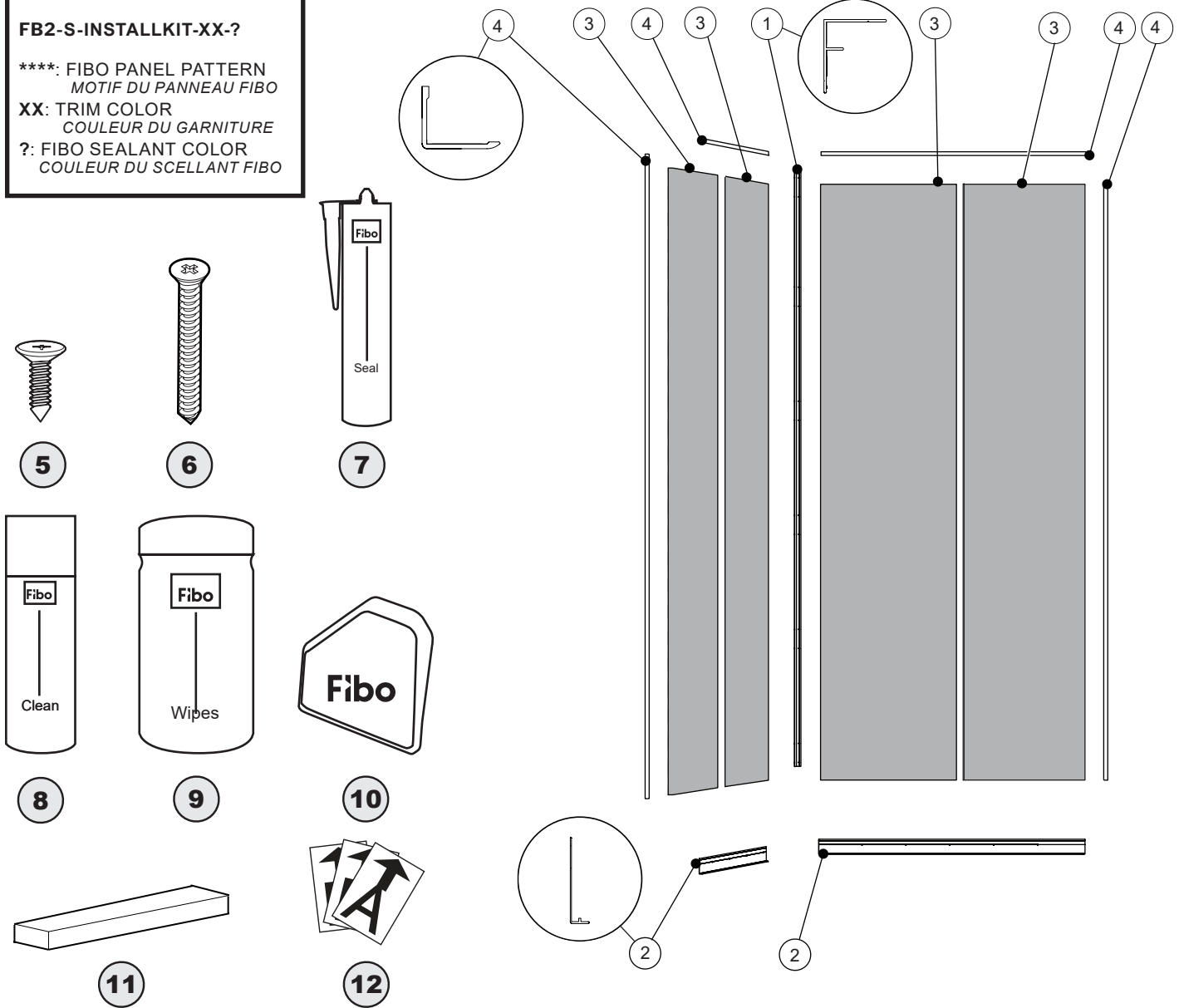
FBC-4PAN-****

FB2-S-INSTALLKIT-XX-?

******:** FIBO PANEL PATTERN
 MOTIF DU PANNEAU FIBO

XX: TRIM COLOR
 COULEUR DU GARNITURE

?: FIBO SEALANT COLOR
 COULEUR DU SCELLANT FIBO



ITEM	PARTS AND HARDWARE / PIÈCES ET QUINCAILLERIE	QTY
1	CORNER PROFILE / PROFIL DU COIN	1
2	BOTTOM TRACK / PROFIL DU BAS	1
3	24" PANEL (1040mm) / PANNEAU DE 24" (1040mm)	4
4	"L" PROFILE / PROFILÉ EN "L"	3
5	CORNER PROFILE SCREW / VIS POUR PROFIL DU COIN	16
6	SCREW 1/8" X 1 3/8" / VIS 1/8" X 1 3/8"	1 PACK
7	FIBO SEALANT / MASTIC FIBO	2
8	FIBO CLEANING LIQUID / NETTOYANT FIBO	1
9	FIBO WIPES / LINGETTES FIBO	1
10	FIBO SEALANT TOOLS / OUTILS POUR MASTIC FIBO	1 PACK
11	CLEAR SETTING BLOCK / BLOC À NIVEAU TRANSPARENT	4
12	IDENTIFYING STICKERS / AUTOCOLLANTS IDENTIFIANTS	8

Qty of parts may vary depending on the model • La quantité des pièces peut varier selon le modèle