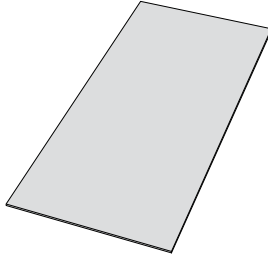


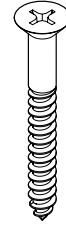
## MATERIALS REQUIRED / MATÉRIAUX REQUIS



**WOODEN SHIM**  
CALE EN BOIS



\* **OSB**  
OSB



**SCREWS FOR WOOD**  
VIS POUR BOIS

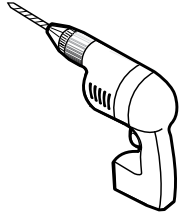
\* Thickness depends on type of installation, please refer to page 9.

\* L'épaisseur dépend du type d'installation, se référer à la page 9.

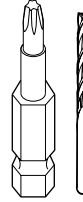
## TOOLS REQUIRED / OUTILS REQUIS



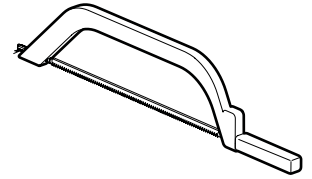
**PENCIL**  
CRAYON



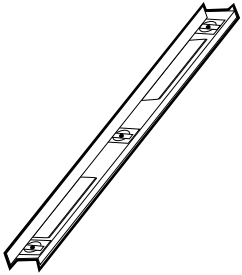
**DRILL**  
PERCEUSE



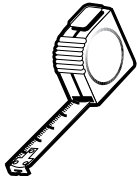
\* **T10 & 1/8" DRILL BITS**  
MÈCHE T10 & 1/8"



**HACKSAW**  
SCIE À MÉTAUX



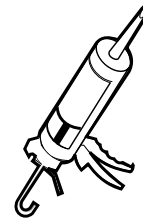
**LEVEL**  
NIVEAU



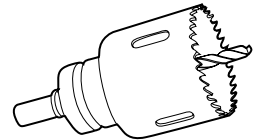
**TAPE MEASURE**  
RUBAN À MESURER



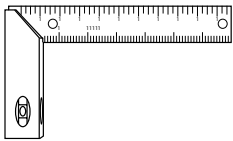
**SCREWDRIVER**  
TOURNEVIS



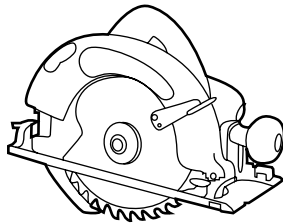
**CAULK GUN**  
FUSIL À CALFEUTRER



**HOLE SAW**  
SCIE-CLOCHE

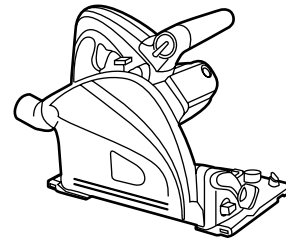


**SQUARE**  
ÉQUERRE



**CIRCULAR SAW**  
SCIE CIRCULAIRE

OR  
OU

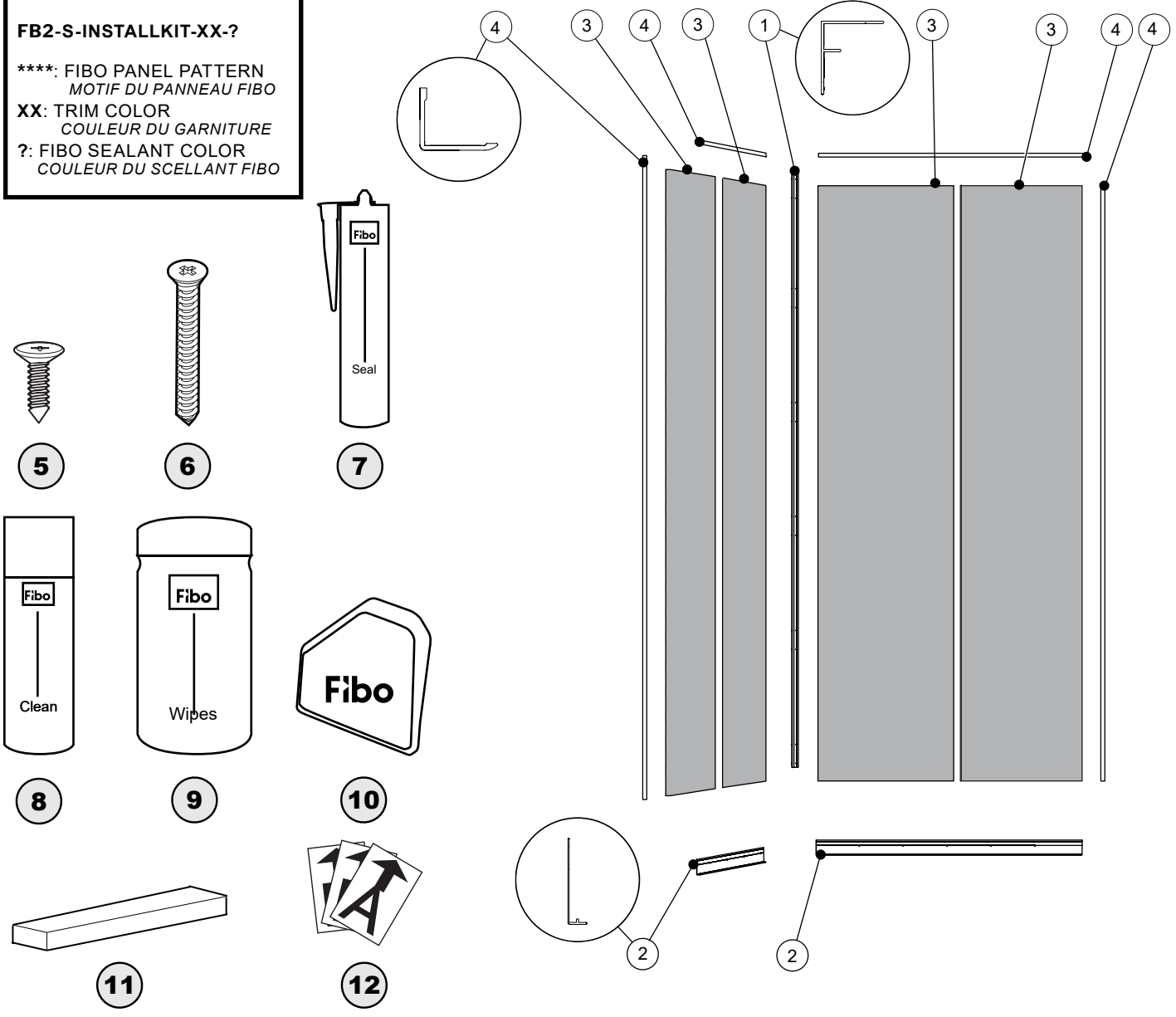


**PLUNGE TRACK SAW**  
SCIE PLONGEANTE SUR RAIL

\* T10 Bit supplied • \* Mèche T10 fournie.

**PARTS AND HARDWARE LISTING**  
**LISTE DES PIÈCES ET QUINCAILLERIE**

**FBC-4PAN-\*\*\*\***  
**FB2-S-INSTALLKIT-XX-?**  
\*\*\*\*: FIBO PANEL PATTERN  
MOTIF DU PANNEAU FIBO  
XX: TRIM COLOR  
COULEUR DU GARNITURE  
?: FIBO SEALANT COLOR  
COULEUR DU SCELLANT FIBO



ITEM	PARTS AND HARDWARE / PIÈCES ET QUINCAILLERIE	QTY
1	CORNER PROFILE / PROFIL DU COIN	1
2	BOTTOM TRACK / PROFIL DU BAS	1
3	24" PANEL (1040mm) / PANNEAU DE 24" (1040mm)	4
4	"L" PROFILE / PROFILÉ EN "L"	3
5	CORNER PROFILE SCREW / VIS POUR PROFIL DU COIN	16
6	SCREW 1/8" X 1 3/8" / VIS 1/8" X 1 3/8"	1 PACK
7	FIBO SEALANT / MASTIC FIBO	2
8	FIBO CLEANING LIQUID / NETTOYANT FIBO	1
9	FIBO WIPES / LINGETTES FIBO	1
10	FIBO SEALANT TOOLS / OUTILS POUR MASTIC FIBO	1 PACK
11	CLEAR SETTING BLOCK / BLOC À NIVEAU TRANSPARENT	4
12	IDENTIFYING STICKERS / AUTOCOLLANTS IDENTIFIANTS	8

Qty of parts may vary depending on the model • La quantité des pièces peut varier selon le modèle